



BMCRC-MRO Championships 2019

**Round 7
Cadwell Park Circuit**

3rd / 4th August 2019



Results Provided by Timing Solutions Ltd
www.tsl-timing.com

BMCRC-MRO Championships 2019



CHILTON MOTORS LTD
MZ CHAMPIONSHIP



CHILTON MOTORS 250 MZ & BMCRC BLUE HAZE 2-STROKE GP

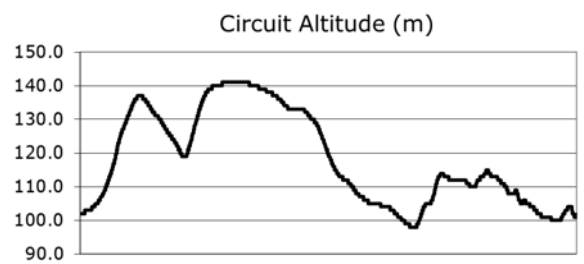
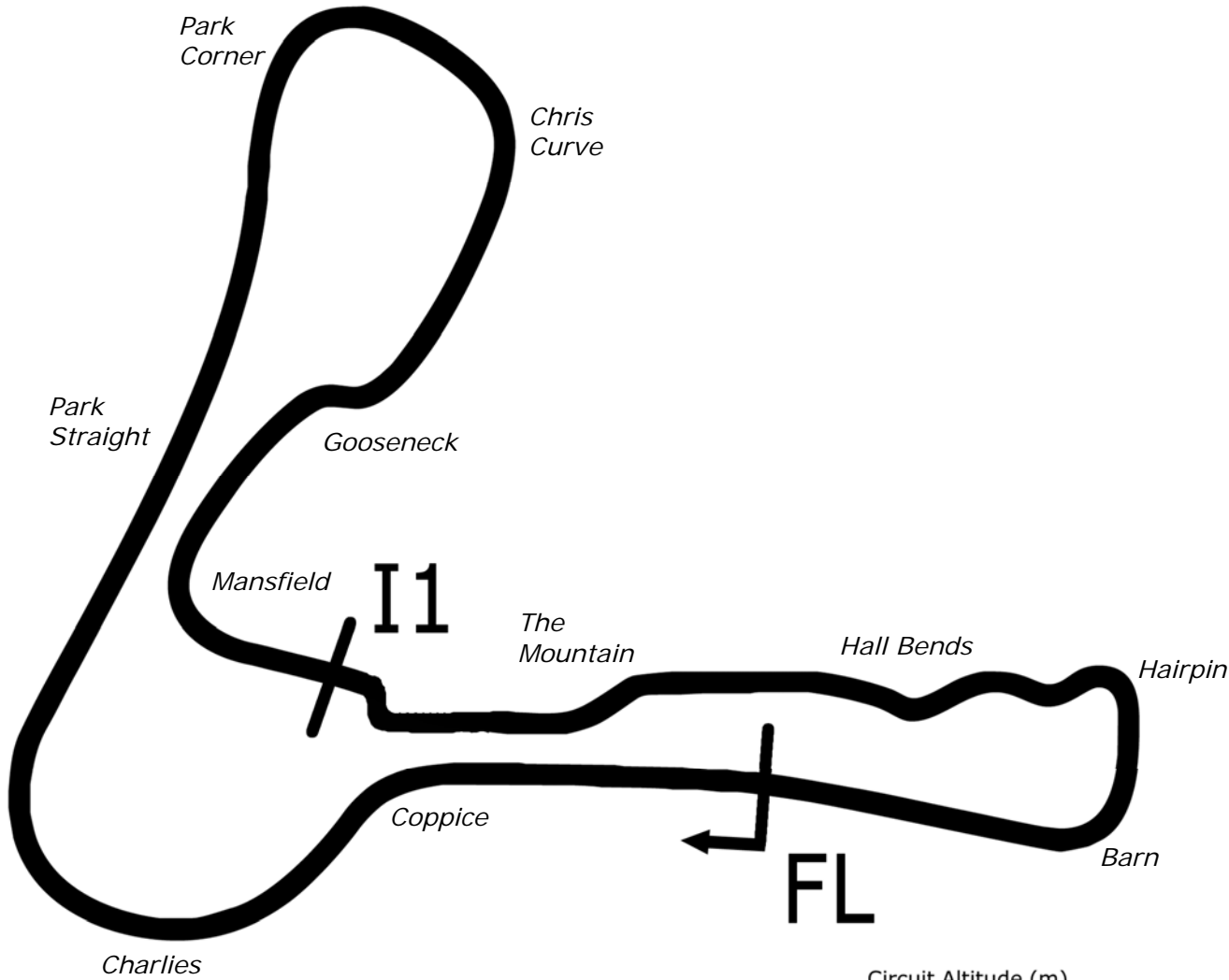
Cadwell Park Circuit

3rd / 4th August 2019



Results Provided by Timing Solutions Ltd
www.tsl-timing.com

Cadwell Park



Length	2.1800 miles	3508.4 m
FL		53.31024 N 0.05940 W
I1	2330m	53.30708 N 0.06270 W
Pit Entry	3472m	53.31103 N 0.05889 W
Pit Exit	0m after FL	53.31030 N 0.05940 W
Pit Entry-Pit Exit 92m, 5.5s @60kph, 4.1s @80kph		

All results available at www.tsl-timing.com



BMCRC - MRO Championships 2019 - Rnd 7 @ Cadwell Park

Chilton Motors 250 MZs & BMCRC Blue Haze 2-Stroke GP

QUALIFYING - CLASSIFICATION

POS	NO	CL	PIC NAME	ENTRY	TIME	ON	LAPS	GAP	DIFF	MPH
1	111	GPF	1 Andrew BOWN	Yamaha -	1:45.523	5	5			74.37
2	169	GP	1 John HOGG	Yamaha -	1:46.434	7	7	0.911	0.911	73.73
3	64	GP	2 Phil ELLIS	Yamaha -	1:47.932	4	7	2.409	1.498	72.71
4	40	GPF	2 Doug BEACOCK	Yamaha -	1:48.786	4	7	3.263	0.854	72.14
5	55	GPF	3 Paul TOLAND	Yamaha -	1:49.260	4	7	3.737	0.474	71.82
6	95		1 Christopher ROGERS	MZ - CB Racing	1:49.935	3	7	4.412	0.675	71.38
7	44		2 Robert DESSOY	MZ - Eastern Garage Racing	1:50.382	5	7	4.859	0.447	71.09
8	85		3 Andrew WALES	MZ - Illuminated Design LTD	1:50.693	5	7	5.170	0.311	70.89
9	11	GPF	4 Gael MACHARD	Aprilia -	1:50.696	4	4	5.173	0.003	70.89
10	2	GP	3 Nick BEDFORD	Yamaha - Banx Race Paint	1:50.976	4	7	5.453	0.280	70.71
11	96		4 Chris KENT	MZ - Buxton Powder Coating / Anglesey Motorbike Club	1:51.265	5	7	5.742	0.289	70.53
12	60	GPF	5 Daniel GOUGH	Yamaha - G Force Motorcycles	1:51.678	7	7	6.155	0.413	70.27
13	75		5 Peter WOODALL	MZ - Core Projects Ltd	1:53.407	7	7	7.884	1.729	69.20
14	35	GPF	6 Evann PENDRILL	Aprilia - AVClassics	1:53.787	5	7	8.264	0.380	68.97
15	9		6 Gary HOWLETT	MZ - HS Racing	1:53.985	5	6	8.462	0.198	68.85
16	69		7 Alexander MANN	MZ - HS RACING	1:55.290	4	6	9.767	1.305	68.07
17	21	GP	4 Stuart THURTL	Honda - TeamTortoise	1:56.676	4	6	11.153	1.386	67.26
18	32		8 John ASHMEAD	MZ -	1:58.379	6	7	12.856	1.703	66.29
19	113		9 Liam NEWMAN	MZ - Team newman racing	1:59.882	7	7	14.359	1.503	65.46
20	41		10 Gary WILLIAMS	MZ -	2:00.840	3	6	15.317	0.958	64.94
21	77	R	1 Christopher KILGAR	MZ - RAF motorsports association	2:04.042	4	4	18.519	3.202	63.26
22	14	R	2 Scot CHRISTIE	MZ -	2:06.850	6	6	21.327	2.808	61.86
23	56		11 Russell TURNER	MZ -	2:07.348	6	6	21.825	0.498	61.62
24	566	R	3 Michael WILBY	MZ - Sziler UK	2:09.008	1	6	23.485	1.660	60.83
25	93		12 John GARRATT	MZ - Chilton Motors	2:10.244	4	6	24.721	1.236	60.25
26	26	R	4 Andy HOWLETT	MZ -	2:12.031	6	6	26.508	1.787	59.44
27	94		13 James MILLINGTON	MZ -	2:13.987	6	6	28.464	1.956	58.57
28	343	R	5 Murray SMOKER	MZ -	2:21.085	5	5	35.562	7.098	55.62

Cadwell Park
Circuit Length = 2.1800 miles
Start: 10:08 Flag 10:21 End: 10:23

Weather / Track : Bright / Dry

These results are provisional until the conclusion of any judicial and technical matters.

Clerk Of Course :	Steward :	Timekeeper :
-------------------	-----------	--------------

Results can be found at www.tsl-timing.com

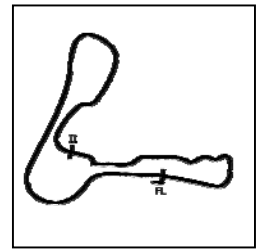
Printed - 10:24 Saturday, 03 August 2019



BMCRC - MRO Championships 2019 - Rnd 7 @ Cadwell Park

Chilton Motors 250 MZs & BMCRC Blue Haze 2-Stroke GP

QUALIFYING - SECTOR ANALYSIS



SECTOR 1 = FL to I1, SECTOR 2 = I1 to FL, DIFF = Difference To Personal Best Lap, P = Crossed Finish Line in Pit Lane, D = Time Disallowed

P1 111 GPF Andrew BOWN		Yamaha -				
IDEAL LAP TIME : 1:45.077		BEST LAP TIME : 1:45.523		DIFFERENCE : 0.446		
LAP	SECTOR 1	SECTOR 2	LAP TIME	MPH	DIFF	TIME OF DAY
1 -	1:06.900	45.539	1:52.439	69.79	6.916	10:11:17.407
2 -	1:02.776	43.958	1:46.734	73.52	1.211	10:13:04.141
3 -	1:01.504	44.801	1:46.305 (3)	73.82	0.782	10:14:50.446
4 -	1:02.519	43.573	1:46.092 (2)	73.97	0.569	10:16:36.538
5 -	1:01.610	43.913	1:45.523 (1)	74.37		10:18:22.061

P2 169 GP John HOGG		Yamaha -				
IDEAL LAP TIME : 1:46.434		BEST LAP TIME : 1:46.434		DIFFERENCE : 0.000		
LAP	SECTOR 1	SECTOR 2	LAP TIME	MPH	DIFF	TIME OF DAY
1 -	1:14.451	51.134	2:05.585	62.49	19.151	10:11:46.573
2 -	1:09.367	47.014	1:56.381	67.43	9.947	10:13:42.954
3 -	1:03.806	45.673	1:49.479	71.68	3.045	10:15:32.433
4 -	1:03.078	47.122	1:50.200	71.21	3.766	10:17:22.633
5 -	1:03.073	45.189	1:48.262 (3)	72.49	1.828	10:19:10.895
6 -	1:03.247	44.565	1:47.812 (2)	72.79	1.378	10:20:58.707
7 -	1:01.963	44.471	1:46.434 (1)	73.73		10:22:45.141

P3 64 GP Phil ELLIS		Yamaha -				
IDEAL LAP TIME : 1:47.932		BEST LAP TIME : 1:47.932		DIFFERENCE : 0.000		
LAP	SECTOR 1	SECTOR 2	LAP TIME	MPH	DIFF	TIME OF DAY
1 -	1:07.667	52.807	2:00.474	65.14	12.542	10:11:40.557
2 -	1:04.078	46.773	1:50.851	70.79	2.919	10:13:31.408
3 -	1:03.656	46.135	1:49.791 (3)	71.48	1.859	10:15:21.199
4 -	1:02.393	45.539	1:47.932 (1)	72.71		10:17:09.131
5 -	1:03.409	46.801	1:50.210	71.21	2.278	10:18:59.341
6 -	1:03.257	49.077	1:52.334	69.86	4.402	10:20:51.675
7 -	1:03.022	45.741	1:48.763 (2)	72.15	0.831	10:22:40.438

P4 40 GPF Doug BEACOCK		Yamaha -				
IDEAL LAP TIME : 1:48.253		BEST LAP TIME : 1:48.786		DIFFERENCE : 0.533		
LAP	SECTOR 1	SECTOR 2	LAP TIME	MPH	DIFF	TIME OF DAY
1 -	1:07.250	47.425	1:54.675	68.43	5.889	10:11:10.395
2 -	1:04.346	46.482	1:50.828	70.81	2.042	10:13:01.223
3 -	1:02.514	46.579	1:49.093 (2)	71.93	0.307	10:14:50.316
4 -	1:03.047	45.739	1:48.786 (1)	72.14		10:16:39.102
5 -	1:04.017	45.899	1:49.916 (3)	71.40	1.130	10:18:29.018
6 -	1:03.430	48.392	1:51.822	70.18	3.036	10:20:20.840
7 -	1:03.539	46.576	1:50.115	71.27	1.329	10:22:10.955

P5 55 GPF Paul TOLAND		Yamaha -				
IDEAL LAP TIME : 1:48.483		BEST LAP TIME : 1:49.260		DIFFERENCE : 0.777		
LAP	SECTOR 1	SECTOR 2	LAP TIME	MPH	DIFF	TIME OF DAY
1 -	1:07.447	47.454	1:54.901	68.30	5.641	10:11:10.155
2 -	1:04.302	46.021	1:50.323	71.13	1.063	10:13:00.478
3 -	1:04.260	46.600	1:50.860	70.79	1.600	10:14:51.338
4 -	1:03.241	46.019	1:49.260 (1)	71.82		10:16:40.598
5 -	1:04.462	46.444	1:50.906	70.76	1.646	10:18:31.504
6 -	1:03.144	46.939	1:50.083 (3)	71.29	0.823	10:20:21.587
7 -	1:04.739	45.339	1:50.078 (2)	71.29	0.818	10:22:11.665

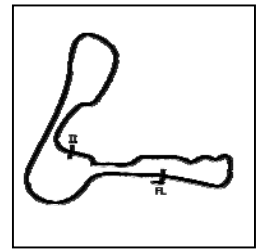
Weather / Track : Bright / Dry

Cadwell Park
Circuit Length = 2.1800 miles
Start: 10:08 Flag 10:21 End: 10:23

BMCRC - MRO Championships 2019 - Rnd 7 @ Cadwell Park

Chilton Motors 250 MZs & BMCRC Blue Haze 2-Stroke GP

QUALIFYING - SECTOR ANALYSIS



SECTOR 1 = FL to I1, SECTOR 2 = I1 to FL, DIFF = Difference To Personal Best Lap, P = Crossed Finish Line in Pit Lane, D = Time Disallowed

P6 95 Christopher ROGERS		MZ - CB Racing				
IDEAL LAP TIME : 1:49.722		BEST LAP TIME : 1:49.935				
		DIFFERENCE : 0.213				
LAP	SECTOR 1	SECTOR 2	LAP TIME	MPH	DIFF	TIME OF DAY
1 -	1:10.312	47.955	1:58.267	66.35	8.332	10:11:16.491
2 -	1:05.701	46.601	1:52.302	69.88	2.367	10:13:08.793
3 -	1:04.157	45.778	1:49.935 (1)	71.38		10:14:58.728
4 -	1:05.507	45.565	1:51.072 (2)	70.65	1.137	10:16:49.800
5 -	1:04.361	47.074	1:51.435 (3)	70.42	1.500	10:18:41.235
6 -	1:06.829	46.835	1:53.664	69.04	3.729	10:20:34.899
7 -	1:04.566	49.481	1:54.047	68.81	4.112	10:22:28.946

P7 44 Robert DESSOY		MZ - Eastern Garage Racing				
IDEAL LAP TIME : 1:50.241		BEST LAP TIME : 1:50.382				
		DIFFERENCE : 0.141				
LAP	SECTOR 1	SECTOR 2	LAP TIME	MPH	DIFF	TIME OF DAY
1 -	1:08.596	47.638	1:56.234	67.51	5.852	10:11:14.736
2 -	1:06.196	46.840	1:53.036	69.42	2.654	10:13:07.772
3 -	1:04.373	46.448	1:50.821 (2)	70.81	0.439	10:14:58.593
4 -	1:05.797	46.221	1:52.018	70.06	1.636	10:16:50.611
5 -	1:04.020	46.362	1:50.382 (1)	71.09		10:18:40.993
6 -	1:05.503	46.444	1:51.947 (3)	70.10	1.565	10:20:32.940
7 -	1:05.501	46.976	1:52.477	69.77	2.095	10:22:25.417

P8 85 Andrew WALES		MZ - Illuminated Design LTD				
IDEAL LAP TIME : 1:50.333		BEST LAP TIME : 1:50.693				
		DIFFERENCE : 0.360				
LAP	SECTOR 1	SECTOR 2	LAP TIME	MPH	DIFF	TIME OF DAY
1 -	1:09.473	48.055	1:57.528	66.77	6.835	10:11:16.836
2 -	1:05.044	46.467	1:51.511	70.37	0.818	10:13:08.347
3 -	1:04.930	46.250	1:51.180 (2)	70.58	0.487	10:14:59.527
4 -	1:05.208	46.247	1:51.455 (3)	70.41	0.762	10:16:50.982
5 -	1:04.086	46.607	1:50.693 (1)	70.89		10:18:41.675
6 -	1:05.215	46.397	1:51.612	70.31	0.919	10:20:33.287
7 -	1:05.482	49.171	1:54.653	68.45	3.960	10:22:27.940

P9 11 GPF Gael MACHARD		Aprilia -				
IDEAL LAP TIME : 1:50.696		BEST LAP TIME : 1:50.696				
		DIFFERENCE : 0.000				
LAP	SECTOR 1	SECTOR 2	LAP TIME	MPH	DIFF	TIME OF DAY
1 -	1:09.906	50.560	2:00.466	65.14	9.770	10:11:40.877
2 -	1:06.244	47.262	1:53.506 (3)	69.14	2.810	10:13:34.383
3 -	1:04.926	47.259	1:52.185 (2)	69.95	1.489	10:15:26.568
4 -	1:04.219	46.477	1:50.696 (1)	70.89		10:17:17.264

P10 2 GP Nick BEDFORD		Yamaha - Banx Race Paint				
IDEAL LAP TIME : 1:50.800		BEST LAP TIME : 1:50.976				
		DIFFERENCE : 0.176				
LAP	SECTOR 1	SECTOR 2	LAP TIME	MPH	DIFF	TIME OF DAY
1 -	1:12.742	50.657	2:03.399	63.59	12.423	10:11:40.033
2 -	1:06.253	47.220	1:53.473	69.16	2.497	10:13:33.506
3 -	1:05.096	46.863	1:51.959 (3)	70.09	0.983	10:15:25.465
4 -	1:04.215	46.761	1:50.976 (1)	70.71		10:17:16.441
5 -	1:05.160	47.814	1:52.974	69.46	1.998	10:19:09.415
6 -	1:05.031	46.585	1:51.616 (2)	70.31	0.640	10:21:01.031
7 -	1:06.305	47.193	1:53.498	69.14	2.522	10:22:54.529

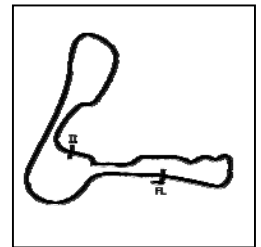
Weather / Track : Bright / Dry

Cadwell Park
Circuit Length = 2.1800 miles
Start: 10:08 Flag 10:21 End: 10:23

BMCRC - MRO Championships 2019 - Rnd 7 @ Cadwell Park

Chilton Motors 250 MZs & BMCRC Blue Haze 2-Stroke GP

QUALIFYING - SECTOR ANALYSIS



SECTOR 1 = FL to I1, SECTOR 2 = I1 to FL, DIFF = Difference To Personal Best Lap, P = Crossed Finish Line in Pit Lane, D = Time Disallowed

P11 96		Chris KENT		MZ - Buxton Powder Coating / Anglesey Motorbike Club			
IDEAL LAP TIME : 1:51.070		BEST LAP TIME : 1:51.265		DIFFERENCE : 0.195			
LAP	SECTOR 1	SECTOR 2	LAP TIME	MPH	DIFF	TIME OF DAY	
1 -	1:08.592	47.827	1:56.419	67.41	5.154	10:11:11.819	
2 -	1:05.814	47.174	1:52.988 (3)	69.45	1.723	10:13:04.807	
3 -	1:06.191	47.325	1:53.516	69.13	2.251	10:14:58.323	
4 -	1:06.832	46.464	1:53.296	69.27	2.031	10:16:51.619	
5 -	1:04.606	46.659	1:51.265 (1)	70.53		10:18:42.884	
6 -	1:06.807	46.470	1:53.277	69.28	2.012	10:20:36.161	
7 -	1:05.362	47.604	1:52.966 (2)	69.47	1.701	10:22:29.127	

P12 60 GPF		Daniel GOUGH		Yamaha - G Force Motorcycles			
IDEAL LAP TIME : 1:51.358		BEST LAP TIME : 1:51.678		DIFFERENCE : 0.320			
LAP	SECTOR 1	SECTOR 2	LAP TIME	MPH	DIFF	TIME OF DAY	
1 -	1:12.007	48.956	2:00.963	64.87	9.285	10:11:19.683	
2 -	1:06.898	48.768	1:55.666	67.85	3.988	10:13:15.349	
3 -	1:06.246	47.520	1:53.766	68.98	2.088	10:15:09.115	
4 -	1:06.422	46.850	1:53.272	69.28	1.594	10:17:02.387	
5 -	1:04.814	47.106	1:51.920 (3)	70.12	0.242	10:18:54.307	
6 -	1:05.089	46.749	1:51.838 (2)	70.17	0.160	10:20:46.145	
7 -	1:05.134	46.544	1:51.678 (1)	70.27		10:22:37.823	

P13 75		Peter WOODALL		MZ - Core Projects Ltd			
IDEAL LAP TIME : 1:53.159		BEST LAP TIME : 1:53.407		DIFFERENCE : 0.248			
LAP	SECTOR 1	SECTOR 2	LAP TIME	MPH	DIFF	TIME OF DAY	
1 -	1:09.594	48.422	1:58.016	66.50	4.609	10:11:17.700	
2 -	1:08.031	47.562	1:55.593	67.89	2.186	10:13:13.293	
3 -	1:06.440	47.735	1:54.175 (3)	68.73	0.768	10:15:07.468	
4 -	1:06.690	47.366	1:54.056 (2)	68.80	0.649	10:17:01.524	
5 -	1:06.283	48.282	1:54.565	68.50	1.158	10:18:56.089	
6 -	1:05.793	49.266	1:55.059	68.20	1.652	10:20:51.148	
7 -	1:06.027	47.380	1:53.407 (1)	69.20		10:22:44.555	

P14 35 GPF		Evann PENDRILL		Aprilia - AVClassics			
IDEAL LAP TIME : 1:53.787		BEST LAP TIME : 1:53.787		DIFFERENCE : 0.000			
LAP	SECTOR 1	SECTOR 2	LAP TIME	MPH	DIFF	TIME OF DAY	
1 -	1:12.204	49.579	2:01.783	64.44	7.996	10:11:31.395	
2 -	1:07.798	51.088	1:58.886	66.01	5.099	10:13:30.281	
3 -	1:07.273	48.466	1:55.739 (3)	67.80	1.952	10:15:26.020	
4 -	1:07.491	50.861	1:58.352	66.31	4.565	10:17:24.372	
5 -	1:06.061	47.726	1:53.787 (1)	68.97		10:19:18.159	
6 -	1:06.242	48.157	1:54.399 (2)	68.60	0.612	10:21:12.558	
7 -	1:06.440	50.573	1:57.013	67.07	3.226	10:23:09.571	

P15 9		Gary HOWLETT		MZ - HS Racing			
IDEAL LAP TIME : 1:53.985		BEST LAP TIME : 1:53.985		DIFFERENCE : 0.000			
LAP	SECTOR 1	SECTOR 2	LAP TIME	MPH	DIFF	TIME OF DAY	
1 -	1:18.478	55.712	2:14.190	58.48	20.205	10:11:54.539	
2 -	1:19.984	54.706	2:14.690	58.26	20.705	10:14:09.229	
3 -	1:08.969	47.824	1:56.793 (3)	67.19	2.808	10:16:06.022	
4 -	1:08.580	48.232	1:56.812	67.18	2.827	10:18:02.834	
5 -	1:06.932	47.053	1:53.985 (1)	68.85		10:19:56.819	
6 -	1:07.228	47.592	1:54.820 (2)	68.35	0.835	10:21:51.639	

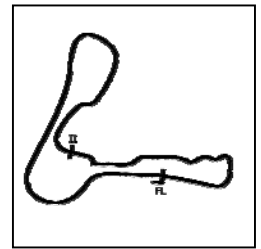
Weather / Track : Bright / Dry

Cadwell Park
Circuit Length = 2.1800 miles
Start: 10:08 Flag 10:21 End: 10:23

BMCRC - MRO Championships 2019 - Rnd 7 @ Cadwell Park

Chilton Motors 250 MZs & BMCRC Blue Haze 2-Stroke GP

QUALIFYING - SECTOR ANALYSIS



SECTOR 1 = FL to I1, SECTOR 2 = I1 to FL, DIFF = Difference To Personal Best Lap, P = Crossed Finish Line in Pit Lane, D = Time Disallowed

P16 69		Alexander MANN		MZ - HS RACING		
IDEAL LAP TIME : 1:55.290		BEST LAP TIME : 1:55.290		DIFFERENCE : 0.000		
LAP	SECTOR 1	SECTOR 2	LAP TIME	MPH	DIFF	TIME OF DAY
1 -	1:11.805	51.085	2:02.890	63.86	7.600	10:11:43.605
2 -	1:10.197	50.503	2:00.700	65.02	5.410	10:13:44.305
3 -	1:07.564	49.488	1:57.052 (2)	67.04	1.762	10:15:41.357
4 -	1:07.138	48.152	1:55.290 (1)	68.07		10:17:36.647
5 -	1:10.636	51.527	2:02.163	64.24	6.873	10:19:38.810
6 -	1:08.382	48.804	1:57.186 (3)	66.97	1.896	10:21:35.996

P17 21 GP		Stuart THURTLÉ		Honda - TeamTortoise		
IDEAL LAP TIME : 1:56.676		BEST LAP TIME : 1:56.676		DIFFERENCE : 0.000		
LAP	SECTOR 1	SECTOR 2	LAP TIME	MPH	DIFF	TIME OF DAY
1 -	1:13.376	50.042	2:03.418	63.58	6.742	10:11:42.257
2 -	1:11.218	49.491	2:00.709	65.01	4.033	10:13:42.966
3 -	1:08.408	49.067	1:57.475 (3)	66.80	0.799	10:15:40.441
4 -	1:08.372	48.304	1:56.676 (1)	67.26		10:17:37.117
5 -	1:09.130	50.890	2:00.020	65.38	3.344	10:19:37.137
6 -	1:08.466	48.530	1:56.996 (2)	67.07	0.320	10:21:34.133

P18 32		John ASHMEAD		MZ -		
IDEAL LAP TIME : 1:58.180		BEST LAP TIME : 1:58.379		DIFFERENCE : 0.199		
LAP	SECTOR 1	SECTOR 2	LAP TIME	MPH	DIFF	TIME OF DAY
1 -	1:11.049	49.705	2:00.754	64.99	2.375	10:11:14.911
2 -	1:09.046	49.485	1:58.531 (2)	66.21	0.152	10:13:13.442
3 -	1:09.338	49.705	1:59.043	65.92	0.664	10:15:12.485
4 -	1:09.835	50.038	1:59.873	65.46	1.494	10:17:12.358
5 -	1:09.387	49.562	1:58.949	65.97	0.570	10:19:11.307
6 -	1:09.049	49.330	1:58.379 (1)	66.29		10:21:09.686
7 -	1:08.850	50.056	1:58.906 (3)	66.00	0.527	10:23:08.592

P19 113		Liam NEWMAN		MZ - Team newman racing		
IDEAL LAP TIME : 1:59.063		BEST LAP TIME : 1:59.882		DIFFERENCE : 0.819		
LAP	SECTOR 1	SECTOR 2	LAP TIME	MPH	DIFF	TIME OF DAY
1 -	1:10.144	51.538	2:01.682	64.49	1.800	10:11:17.552
2 -	1:08.106	55.886	2:03.992	63.29	4.110	10:13:21.544
3 -	1:10.579	51.486	2:02.065	64.29	2.183	10:15:23.609
4 -	1:09.624	51.850	2:01.474 (3)	64.60	1.592	10:17:25.083
5 -	1:09.248	51.246	2:00.494 (2)	65.13	0.612	10:19:25.577
6 -	1:09.607	51.908	2:01.515	64.58	1.633	10:21:27.092
7 -	1:08.925	50.957	1:59.882 (1)	65.46		10:23:26.974

P20 41		Gary WILLIAMS		MZ -		
IDEAL LAP TIME : 2:00.468		BEST LAP TIME : 2:00.840		DIFFERENCE : 0.372		
LAP	SECTOR 1	SECTOR 2	LAP TIME	MPH	DIFF	TIME OF DAY
1 -	1:14.752	55.881	2:10.633	60.07	9.793	10:11:41.469
2 -	1:13.078	51.515	2:04.593	62.98	3.753	10:13:46.062
3 -	1:10.168	50.672	2:00.840 (1)	64.94		10:15:46.902
4 -	1:10.395	50.513	2:00.908 (2)	64.90	0.068	10:17:47.810
5 -	1:10.575	50.574	2:01.149 (3)	64.78	0.309	10:19:48.959
6 -	1:09.955	51.375	2:01.330	64.68	0.490	10:21:50.289

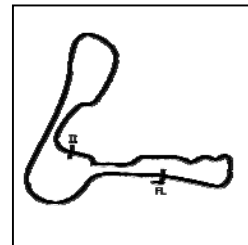
Weather / Track : Bright / Dry

Cadwell Park
Circuit Length = 2.1800 miles
Start: 10:08 Flag 10:21 End: 10:23

BMCRC - MRO Championships 2019 - Rnd 7 @ Cadwell Park

Chilton Motors 250 MZs & BMCRC Blue Haze 2-Stroke GP

QUALIFYING - SECTOR ANALYSIS



SECTOR 1 = FL to I1, SECTOR 2 = I1 to FL, DIFF = Difference To Personal Best Lap, P = Crossed Finish Line in Pit Lane, D = Time Disallowed

P21 77 R		Christopher KILGAR		MZ - RAF motorsports association		
IDEAL LAP TIME : 2:02.534		BEST LAP TIME : 2:04.042		DIFFERENCE : 1.508		
LAP	SECTOR 1	SECTOR 2	LAP TIME	MPH	DIFF	TIME OF DAY
1 -	1:16.356	53.434	2:09.790	60.46	5.748	10:11:47.299
2 -	1:13.817	52.923	2:06.740 (3)	61.92	2.698	10:13:54.039
3 -	1:13.023	51.826	2:04.849 (2)	62.86	0.807	10:15:58.888
4 -	1:12.506	51.536	2:04.042 (1)	63.26		10:18:02.930

P22 14 R		Scot CHRISTIE		MZ -		
IDEAL LAP TIME : 2:06.850		BEST LAP TIME : 2:06.850		DIFFERENCE : 0.000		
LAP	SECTOR 1	SECTOR 2	LAP TIME	MPH	DIFF	TIME OF DAY
1 -	1:20.774	56.284	2:17.058	57.26	10.208	10:11:40.169
2 -	1:17.201	54.427	2:11.628	59.62	4.778	10:13:51.797
3 -	1:18.199	54.492	2:12.691	59.14	5.841	10:16:04.488
4 -	1:15.644	53.920	2:09.564 (3)	60.57	2.714	10:18:14.052
5 -	1:16.340	52.149	2:08.489 (2)	61.07	1.639	10:20:22.541
6 -	1:15.193	51.657	2:06.850 (1)	61.86		10:22:29.391

P23 56		Russell TURNER		MZ -		
IDEAL LAP TIME : 2:06.502		BEST LAP TIME : 2:07.348		DIFFERENCE : 0.846		
LAP	SECTOR 1	SECTOR 2	LAP TIME	MPH	DIFF	TIME OF DAY
1 -	1:19.517	55.270	2:14.787	58.22	7.439	10:11:40.732
2 -	1:19.049	54.658	2:13.707	58.69	6.359	10:13:54.439
3 -	1:17.255	53.032	2:10.287	60.23	2.939	10:16:04.726
4 -	1:15.855	54.238	2:10.093 (3)	60.32	2.745	10:18:14.819
5 -	1:13.760	53.718	2:07.478 (2)	61.56	0.130	10:20:22.297
6 -	1:14.606	52.742	2:07.348 (1)	61.62		10:22:29.645

P24 566 R		Michael WILBY		MZ - Sziler UK		
IDEAL LAP TIME : 2:08.987		BEST LAP TIME : 2:09.008		DIFFERENCE : 0.021		
LAP	SECTOR 1	SECTOR 2	LAP TIME	MPH	DIFF	TIME OF DAY
1 -	1:15.735	53.273	2:09.008 (1)	60.83		10:11:30.907
2 -	1:17.062	55.197	2:12.259	59.33	3.251	10:13:43.166
3 -	1:15.739	53.523	2:09.262 (2)	60.71	0.254	10:15:52.428
4 -	1:17.226	53.252	2:10.478	60.14	1.470	10:18:02.906
5 -	1:15.811	53.716	2:09.527 (3)	60.59	0.519	10:20:12.433
6 -	1:17.978	53.387	2:11.365	59.74	2.357	10:22:23.798

P25 93		John GARRATT		MZ - Chilton Motors		
IDEAL LAP TIME : 2:09.314		BEST LAP TIME : 2:10.244		DIFFERENCE : 0.930		
LAP	SECTOR 1	SECTOR 2	LAP TIME	MPH	DIFF	TIME OF DAY
1 -	1:20.501	55.976	2:16.477	57.50	6.233	10:11:40.922
2 -	1:17.726	53.644	2:11.370 (2)	59.74	1.126	10:13:52.292
3 -	1:17.629	54.286	2:11.915 (3)	59.49	1.671	10:16:04.207
4 -	1:15.670	54.574	2:10.244 (1)	60.25		10:18:14.451
5 -	1:16.766	55.208	2:11.974	59.46	1.730	10:20:26.425
6 -	1:17.367	54.676	2:12.043	59.43	1.799	10:22:38.468

P26 26 R		Andy HOWLETT		MZ -		
IDEAL LAP TIME : 2:11.838		BEST LAP TIME : 2:12.031		DIFFERENCE : 0.193		
LAP	SECTOR 1	SECTOR 2	LAP TIME	MPH	DIFF	TIME OF DAY
1 -	1:18.174	55.969	2:14.143 (3)	58.50	2.112	10:11:54.328
2 -	1:20.669	55.803	2:16.472	57.50	4.441	10:14:10.800
3 -	1:19.637	54.786	2:14.423	58.38	2.392	10:16:25.223
4 -	1:19.479	54.951	2:14.430	58.38	2.399	10:18:39.653
5 -	1:18.572	54.576	2:13.148 (2)	58.94	1.117	10:20:52.801
6 -	1:17.262	54.769	2:12.031 (1)	59.44		10:23:04.832

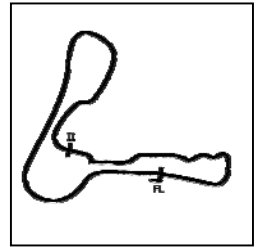
Weather / Track : Bright / Dry

Cadwell Park
Circuit Length = 2.1800 miles
Start: 10:08 Flag 10:21 End: 10:23

BMCRC - MRO Championships 2019 - Rnd 7 @ Cadwell Park

Chilton Motors 250 MZs & BMCRC Blue Haze 2-Stroke GP

QUALIFYING - SECTOR ANALYSIS



SECTOR 1 = FL to I1, SECTOR 2 = I1 to FL, DIFF = Difference To Personal Best Lap, P = Crossed Finish Line in Pit Lane, D = Time Disallowed

P27 94		James MILLINGTON		MZ -		
IDEAL LAP TIME : 2:12.691		BEST LAP TIME : 2:13.987		DIFFERENCE : 1.296		
LAP	SECTOR 1	SECTOR 2	LAP TIME	MPH	DIFF	TIME OF DAY
1 -	1:23.704	58.613	2:22.317	55.14	8.330	10:11:51.154
2 -	1:26.364	57.027	2:23.391	54.73	9.404	10:14:14.545
3 -	1:18.366	55.708	2:14.074 (2)	58.53	0.087	10:16:28.619
4 -	1:18.543	56.754	2:15.297 (3)	58.00	1.310	10:18:43.916
5 -	1:16.983	58.754	2:15.737	57.81	1.750	10:20:59.653
6 -	1:17.824	56.163	2:13.987 (1)	58.57		10:23:13.640

P28 343 R		Murray SMOKER		MZ -		
IDEAL LAP TIME : 2:21.085		BEST LAP TIME : 2:21.085		DIFFERENCE : 0.000		
LAP	SECTOR 1	SECTOR 2	LAP TIME	MPH	DIFF	TIME OF DAY
1 -	1:33.896	1:04.437	2:38.333	49.56	17.248	10:12:19.252
2 -	1:29.433	1:02.523	2:31.956	51.64	10.871	10:14:51.208
3 -	1:27.059	58.710	2:25.769 (3)	53.83	4.684	10:17:16.977
4 -	1:23.228	59.550	2:22.778 (2)	54.96	1.693	10:19:39.755
5 -	1:23.050	58.035	2:21.085 (1)	55.62		10:22:00.840

BMCRC - MRO Championships 2019 - Rnd 7 @ Cadwell Park

Chilton Motors 250 MZs & BMCRC Blue Haze 2-Stroke GP

QUALIFYING - BEST SECTORS

SECTOR 1			SECTOR 2			IDEAL / BEST COMPARISON						
POS	NO	NAME	TIME	NO	NAME	TIME	POS	NO	NAME	IDEAL	BEST	DIFF
									PERFECT LAP	1:45.077		
1	111	BOWN	1:01.504	111	BOWN	43.573	1	111	BOWN	1:45.077	1:45.523	0.446
2	169	HOGG	1:01.963	169	HOGG	44.471	2	169	HOGG	1:46.434	1:46.434	0.000
3	64	ELLIS	1:02.393	55	TOLAND	45.339	3	64	ELLIS	1:47.932	1:47.932	0.000
4	40	BEACOCK	1:02.514	64	ELLIS	45.539	4	40	BEACOCK	1:48.253	1:48.786	0.533
5	55	TOLAND	1:03.144	95	ROGERS	45.565	5	55	TOLAND	1:48.483	1:49.260	0.777
6	44	DESSOY	1:04.020	40	BEACOCK	45.739	6	95	ROGERS	1:49.722	1:49.935	0.213
7	85	WALES	1:04.086	44	DESSOY	46.221	7	44	DESSOY	1:50.241	1:50.382	0.141
8	95	ROGERS	1:04.157	85	WALES	46.247	8	85	WALES	1:50.333	1:50.693	0.360
9	2	BEDFORD	1:04.215	96	KENT	46.464	9	11	MACHARD	1:50.696	1:50.696	0.000
10	11	MACHARD	1:04.219	11	MACHARD	46.477	10	2	BEDFORD	1:50.800	1:50.976	0.176
11	96	KENT	1:04.606	60	GOUGH	46.544	11	96	KENT	1:51.070	1:51.265	0.195
12	60	GOUGH	1:04.814	2	BEDFORD	46.585	12	60	GOUGH	1:51.358	1:51.678	0.320
13	75	WOODALL	1:05.793	9	HOWLETT	47.053	13	75	WOODALL	1:53.159	1:53.407	0.248
14	35	PENDRILL	1:06.061	75	WOODALL	47.366	14	35	PENDRILL	1:53.787	1:53.787	0.000
15	9	HOWLETT	1:06.932	35	PENDRILL	47.726	15	9	HOWLETT	1:53.985	1:53.985	0.000
16	69	MANN	1:07.138	69	MANN	48.152	16	69	MANN	1:55.290	1:55.290	0.000
17	113	NEWMAN	1:08.106	21	THURTL	48.304	17	21	THURTL	1:56.676	1:56.676	0.000
18	21	THURTL	1:08.372	32	ASHMEAD	49.330	18	32	ASHMEAD	1:58.180	1:58.379	0.199
19	32	ASHMEAD	1:08.850	41	WILLIAMS	50.513	19	113	NEWMAN	1:59.063	1:59.882	0.819
20	41	WILLIAMS	1:09.955	113	NEWMAN	50.957	20	41	WILLIAMS	2:00.468	2:00.840	0.372
21	77	KILGAR	1:10.998	77	KILGAR	51.536	21	77	KILGAR	2:02.534	2:04.042	1.508
22	56	TURNER	1:13.760	14	CHRISTIE	51.657	22	56	TURNER	2:06.502	2:07.348	0.846
23	14	CHRISTIE	1:15.193	56	TURNER	52.742	23	14	CHRISTIE	2:06.850	2:06.850	0.000
24	93	GARRATT	1:15.670	566	WILBY	53.252	24	566	WILBY	2:08.987	2:09.008	0.021
25	566	WILBY	1:15.735	93	GARRATT	53.644	25	93	GARRATT	2:09.314	2:10.244	0.930
26	94	MILLINGTON	1:16.983	26	HOWLETT	54.576	26	26	HOWLETT	2:11.838	2:12.031	0.193
27	26	HOWLETT	1:17.262	94	MILLINGTON	55.708	27	94	MILLINGTON	2:12.691	2:13.987	1.296
28	343	SMOKER	1:23.050	343	SMOKER	58.035	28	343	SMOKER	2:21.085	2:21.085	0.000

Weather / Track : Bright / Dry

Results can be found at www.tsl-timing.com

Cadwell Park

Circuit Length = 2.1800 miles

Start: 10:08 Flag 10:21 End: 10:23

Printed - 10:24 Saturday, 03 August 2019



BMCRC - MRO Championships 2019 - Rnd 7 @ Cadwell Park

Chilton Motors 250 MZs & BMCRC Blue Haze 2-Stroke GP

RACE 5 - GRID (7 Laps)

ROW 11	31	1:56.676	21 Stuart THURTLE	32	3 Tom BARRETT	1						
ROW 10				28	1:50.976	2 Nick BEDFORD	29	1:51.678	60 Daniel GOUGH	30	1:53.787	35 Evann PENDRILL
ROW 9	25	1:48.786	40 Doug BEACOCK	26	1:49.260	55 Paul TOLAND	27	1:50.696	11 Gael MACHARD			
ROW 8				22	1:45.523	111 Andrew BOWN	23	1:46.434	169 John HOGG	24	1:47.932	64 Phil ELLIS
ROW 7	19			20			21					
ROW 6				16	2:12.031	26 Andy HOWLETT	17	2:13.987	94 James MILLINGTON	18	2:21.085	343 Murray SMOKER
ROW 5	13	2:07.348	56 Russell TURNER	14	2:09.008	566 Michael WILBY	15	2:10.244	93 John GARRATT			
ROW 4				10	2:00.840	41 Gary WILLIAMS	11	2:04.042	77 Christopher KILGAR	12	2:06.850	14 Scot CHRISTIE
ROW 3	7	1:55.290	69 Alexander MANN	8	1:58.379	32 John ASHMEAD	9	1:59.882	113 Liam NEWMAN			
ROW 2				4	1:51.265	96 Chris KENT	5	1:53.407	75 Peter WOODALL	6	1:53.985	9 Gary HOWLETT
ROW 1	1	1:49.935	95 Christopher ROGERS	2	1:50.382	44 Robert DESSOY	3	1:50.693	85 Andrew WALES			
			Pole									

Cadwell Park
 Circuit Length = 2.1800 miles

These results are provisional until the conclusion of any judicial and technical matters.

Clerk Of Course :	Steward :	Timekeeper :
-------------------	-----------	--------------

Results can be found at www.tsl-timing.com

Printed - 10:30 Saturday, 03 August 2019





BMCRC - MRO Championships 2019 - Rnd 7 @ Cadwell Park

Chilton Motors 250 MZs & BMCRC Blue Haze 2-Stroke GP

RACE 5 - CLASSIFICATION

POS	NO	CL	PIC NAME	ENTRY	LAPS	TIME	GAP	DIFF	MPH	BEST	ON
1	95		1 Christopher ROGERS	MZ - CB Racing	4	7:26.187			70.35	1:49.198	4
2	44		2 Robert DESSOY	MZ - Eastern Garage Racing	4	7:26.237	0.050	0.050	70.34	1:48.874	4
3	85		3 Andrew WALES	MZ - Illuminated Design LTD	4	7:27.249	1.062	1.012	70.18	1:49.652	3
4	75		4 Peter WOODALL	MZ - Core Projects Ltd	4	7:28.246	2.059	0.997	70.03	1:49.929	3
5	69		5 Alexander MANN	MZ - HS RACING	4	7:37.411	11.224	9.165	68.63	1:52.167	2
6	169	GP	1 John HOGG	Yamaha -	4	7:52.891	26.704	15.480	66.38	1:45.018	3
7	111	GPF	1 Andrew BOWN	Yamaha -	4	7:53.244	27.057	0.353	66.33	1:45.571	4
8	64	GP	2 Phil ELLIS	Yamaha -	4	7:54.428	28.241	1.184	66.16	1:45.098	3
9	41		6 Gary WILLIAMS	MZ -	4	8:01.560	35.373	7.132	65.18	1:58.136	4
10	3	GP	3 Tom BARRETT	Honda - Aspire Classic Restoration	4	8:05.156	38.969	3.596	64.70	1:47.666	4
11	55	GPF	2 Paul TOLAND	Yamaha -	4	8:05.460	39.273	0.304	64.66	1:48.210	2
12	2	GP	4 Nick BEDFORD	Yamaha - Banx Race Paint	4	8:07.635	41.448	2.175	64.37	1:47.685	3
13	11	GPF	3 Gael MACHARD	Aprilia -	4	8:15.516	49.329	7.881	63.35	1:50.159	3
14	60	GPF	4 Daniel GOUGH	Yamaha - G Force Motorcycles	4	8:15.905	49.718	0.389	63.30	1:49.826	3
15	56		7 Russell TURNER	MZ -	4	8:17.720	51.533	1.815	63.07	1:59.941	4
16	566	R	1 Michael WILBY	MZ - Sziler UK	4	8:42.992	1:16.805	25.272	60.02	2:06.240	2
17	35	GPF	5 Evann PENDRILL	Aprilia - AVClassics	4	8:45.131	1:18.944	2.139	59.77	1:55.673	2
18	21	GP	5 Stuart THURTL	Honda - TeamTortoise	4	8:45.657	1:19.470	0.526	59.72	1:58.233	2
19	93		8 John GARRATT	MZ - Chilton Motors	4	8:54.114	1:27.927	8.457	58.77	2:08.429	4
20	94		9 James MILLINGTON	MZ -	4	8:56.166	1:29.979	2.052	58.54	2:10.157	3
21	26	R	2 Andy HOWLETT	MZ -	4	8:56.465	1:30.278	0.299	58.51	2:09.548	3

NOT CLASSIFIED

DNF	9		Gary HOWLETT	MZ - HS Racing	3	5:44.535	1 Lap	1 Lap	68.33	1:52.416	2
DNF	77	R	Christopher KILGAR	MZ - RAF motorsports association	3	6:18.226	1 Lap	33.691	62.24	1:59.340	3
DNF	343	R	Murray SMOKER	MZ -	3	6:48.240	1 Lap	30.014	57.67	2:11.857	3
DNF	40	GPF	Doug BEACOCK	Yamaha -	1	2:38.815	3 Laps	2 Laps	49.41		
DNF	32		John ASHMEAD	MZ -	0						
DNF	96		Chris KENT	MZ - Buxton Powder Coating / Anglesey Motorbike (0						
DNF	113		Liam NEWMAN	MZ - Team newman racing	0						

FASTEST LAP

169	GP	John HOGG	Yamaha -	3	1:45.018	74.73 mph	120.26 kph
111	GPF	Andrew BOWN	Yamaha -	4	1:45.571	74.33 mph	119.63 kph
44		Robert DESSOY	MZ - Eastern Garage Racing	4	1:48.874	72.08 mph	116.00 kph
77	R	Christopher KILGAR	MZ - RAF motorsports association	3	1:59.340	65.76 mph	105.83 kph

Class - 92.5% of Race Speed = 65.07 mph
 Class GP - 92.5% of Race Speed = 61.40 mph
 Class GPF - 92.5% of Race Speed = 61.35 mph
 Class R - 92.5% of Race Speed = 55.51 mph

Cadwell Park
 Circuit Length = 2.1800 miles
 Start: 14:13 Flag 14:20 End: 14:23

Weather / Track : Bright / Dry

These results are provisional until the conclusion of any judicial and technical matters.

Clerk Of Course :	Steward :	Timekeeper :
-------------------	-----------	--------------

Results can be found at www.tsl-timing.com

Printed - 14:23 Saturday, 03 August 2019



BMCRC - MRO Championships 2019 - Rnd 7 @ Cadwell Park

Chilton Motors 250 MZs & BMCRC Blue Haze 2-Stroke GP

RACE 5 - LAP CHART

LAP 1 @ 14:15:12.584

NO	BEHIND	LAP TIME
95		1:56.904
44	0.188	1:57.092
85	0.590	1:57.494
75	1.017	1:57.921
69	2.412	1:59.316
9	2.569	1:59.473
41	8.619	2:05.523
56	15.845	2:12.749
77	21.222	2:18.126
566	21.285	2:18.189
93	23.140	2:20.044
343	25.408	2:22.312
94	26.146	2:23.050
26	27.889	2:24.793
169	38.321	2:35.225
111	38.617	2:35.521
64	40.130	2:37.034
55	41.516	2:38.420
40	41.911	2:38.815
3	43.105	2:40.009
2	44.148	2:41.052
11	44.825	2:41.729
60	45.398	2:42.302
35	52.236	2:49.140
21	52.429	2:49.333

LAP 2 @ 14:17:02.505

NO	BEHIND	LAP TIME
44		1:49.733
95	0.155	1:50.076
85	0.815	1:50.146
75	1.556	1:50.460
69	4.658	1:52.167
9	5.064	1:52.416
41	17.612	1:58.914
56	28.299	2:02.375
77	32.061	2:00.760
111	35.181	1:46.485
169	35.543	1:47.143
64	36.425	1:46.216
566	37.604	2:06.240
55	39.805	1:48.210
3	42.947	1:49.763
2	44.077	1:49.850
11	47.853	1:52.949
93	47.892	2:14.673
94	48.399	2:12.174
60	48.507	1:53.030
343	49.558	2:14.071
26	50.042	2:12.074
35	57.988	1:55.673
21	1:00.741	1:58.233

LAP 3 @ 14:18:52.669

NO	BEHIND	LAP TIME
95		1:50.009
85	0.303	1:49.652
44	0.374	1:50.538
75	1.321	1:49.929
9	7.546	1:52.646
69	8.153	1:53.659

41	26.435	1:58.987
169	30.397	1:45.018
111	30.684	1:45.667
64	31.359	1:45.098
55	39.762	1:50.121
3	40.501	1:47.718
56	40.790	2:02.655
77	41.237	1:59.340
2	41.598	1:47.685
11	47.848	1:50.159
60	48.169	1:49.826
566	56.416	2:08.976
35	1:05.382	1:57.558
94	1:08.392	2:10.157
93	1:08.696	2:10.968
26	1:09.426	2:09.548
21	1:10.309	1:59.732
343	1:11.251	2:11.857

LAP 4 @ 14:20:41.867

NO	BEHIND	LAP TIME
95		1:49.198
44	0.050	1:48.874
85	1.062	1:49.957
75	2.059	1:49.936
69	11.224	1:52.269
169	26.704	1:45.505
111	27.057	1:45.571
64	28.241	1:46.080
41	35.373	1:58.136
3	38.969	1:47.666
55	39.273	1:48.709
2	41.448	1:49.048
11	49.329	1:50.679
60	49.718	1:50.747
56	51.533	1:59.941
566	1:16.805	2:09.587
35	1:18.944	2:02.760
21	1:19.470	1:58.359
93	1:27.927	2:08.429
94	1:29.979	2:10.785
26	1:30.278	2:10.050

Weather / Track : Bright / Dry

Results can be found at www.tsl-timing.com

Cadwell Park

Circuit Length = 2.1800 miles

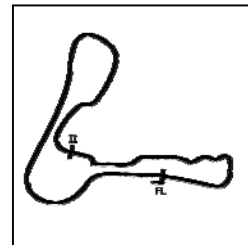
Start: 14:13 Flag 14:20 End: 14:23

Printed - 14:25 Saturday, 03 August 2019

BMCRC - MRO Championships 2019 - Rnd 7 @ Cadwell Park

Chilton Motors 250 MZs & BMCRC Blue Haze 2-Stroke GP

RACE 5 - SECTOR ANALYSIS



SECTOR 1 = FL to I1, SECTOR 2 = I1 to FL, DIFF = Difference To Personal Best Lap, P = Crossed Finish Line in Pit Lane, D = Time Disallowed

P1 95		Christopher ROGERS		MZ - CB Racing		
IDEAL LAP TIME : 1:49.071		BEST LAP TIME : 1:49.198		DIFFERENCE : 0.127		
LAP	SECTOR 1	SECTOR 2	LAP TIME	MPH	DIFF	TIME OF DAY
1 -		45.959	1:56.904	67.13	7.706	14:15:12.584
2 -	1:04.778	45.298	1:50.076 (3)	71.29	0.878	14:17:02.660
3 -	1:04.307	45.702	1:50.009 (2)	71.34	0.811	14:18:52.669
4 -	1:04.434	44.764	1:49.198 (1)	71.87		14:20:41.867

P2 44		Robert DESSOY		MZ - Eastern Garage Racing		
IDEAL LAP TIME : 1:48.874		BEST LAP TIME : 1:48.874		DIFFERENCE : 0.000		
LAP	SECTOR 1	SECTOR 2	LAP TIME	MPH	DIFF	TIME OF DAY
1 -		46.116	1:57.092	67.02	8.218	14:15:12.772
2 -	1:04.347	45.386	1:49.733 (2)	71.51	0.859	14:17:02.505
3 -	1:04.208	46.330	1:50.538 (3)	70.99	1.664	14:18:53.043
4 -	1:03.496	45.378	1:48.874 (1)	72.08		14:20:41.917

P3 85		Andrew WALES		MZ - Illuminated Design LTD		
IDEAL LAP TIME : 1:49.596		BEST LAP TIME : 1:49.652		DIFFERENCE : 0.056		
LAP	SECTOR 1	SECTOR 2	LAP TIME	MPH	DIFF	TIME OF DAY
1 -		46.151	1:57.494	66.79	7.842	14:15:13.174
2 -	1:04.382	45.764	1:50.146 (3)	71.25	0.494	14:17:03.320
3 -	1:04.008	45.644	1:49.652 (1)	71.57		14:18:52.972
4 -	1:04.369	45.588	1:49.957 (2)	71.37	0.305	14:20:42.929

P4 75		Peter WOODALL		MZ - Core Projects Ltd		
IDEAL LAP TIME : 1:49.929		BEST LAP TIME : 1:49.929		DIFFERENCE : 0.000		
LAP	SECTOR 1	SECTOR 2	LAP TIME	MPH	DIFF	TIME OF DAY
1 -		46.206	1:57.921	66.55	7.992	14:15:13.601
2 -	1:04.526	45.934	1:50.460 (3)	71.04	0.531	14:17:04.061
3 -	1:04.172	45.757	1:49.929 (1)	71.39		14:18:53.990
4 -	1:04.177	45.759	1:49.936 (2)	71.38	0.007	14:20:43.926

P5 69		Alexander MANN		MZ - HS RACING		
IDEAL LAP TIME : 1:52.095		BEST LAP TIME : 1:52.167		DIFFERENCE : 0.072		
LAP	SECTOR 1	SECTOR 2	LAP TIME	MPH	DIFF	TIME OF DAY
1 -		47.003	1:59.316	65.77	7.149	14:15:14.996
2 -	1:05.329	46.838	1:52.167 (1)	69.96		14:17:07.163
3 -	1:06.298	47.361	1:53.659 (3)	69.04	1.492	14:19:00.822
4 -	1:05.257	47.012	1:52.269 (2)	69.90	0.102	14:20:53.091

P6 169 GP		John HOGG		Yamaha -		
IDEAL LAP TIME : 1:44.857		BEST LAP TIME : 1:45.018		DIFFERENCE : 0.161		
LAP	SECTOR 1	SECTOR 2	LAP TIME	MPH	DIFF	TIME OF DAY
1 -		43.849	2:35.225	50.55	50.207	14:15:50.905
2 -	1:02.165	44.978	1:47.143 (3)	73.24	2.125	14:17:38.048
3 -	1:01.144	43.874	1:45.018 (1)	74.73		14:19:23.066
4 -	1:01.008	44.497	1:45.505 (2)	74.38	0.487	14:21:08.571

P7 111 GPF		Andrew BOWN		Yamaha -		
IDEAL LAP TIME : 1:44.818		BEST LAP TIME : 1:45.571		DIFFERENCE : 0.753		
LAP	SECTOR 1	SECTOR 2	LAP TIME	MPH	DIFF	TIME OF DAY
1 -		43.793	2:35.521	50.46	49.950	14:15:51.201
2 -	1:02.105	44.380	1:46.485 (3)	73.70	0.914	14:17:37.686
3 -	1:01.689	43.978	1:45.667 (2)	74.27	0.096	14:19:23.353
4 -	1:01.025	44.546	1:45.571 (1)	74.33		14:21:08.924

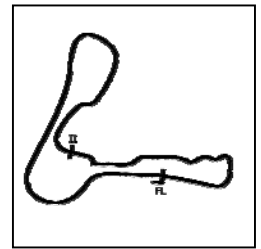
Weather / Track : Bright / Dry

Cadwell Park
Circuit Length = 2.1800 miles
Start: 14:13 Flag 14:20 End: 14:23

BMCRC - MRO Championships 2019 - Rnd 7 @ Cadwell Park

Chilton Motors 250 MZs & BMCRC Blue Haze 2-Stroke GP

RACE 5 - SECTOR ANALYSIS



SECTOR 1 = FL to I1, SECTOR 2 = I1 to FL, DIFF = Difference To Personal Best Lap, P = Crossed Finish Line in Pit Lane, D = Time Disallowed

P8 64 GP		Phil ELLIS		Yamaha -		
IDEAL LAP TIME : 1:44.260		BEST LAP TIME : 1:45.098		DIFFERENCE : 0.838		
LAP	SECTOR 1	SECTOR 2	LAP TIME	MPH	DIFF	TIME OF DAY
1 -		44.275	2:37.034	49.97	51.936	14:15:52.714
2 -	1:01.098	45.118	1:46.216 (3)	73.88	1.118	14:17:38.930
3 -	1:01.284	43.814	1:45.098 (1)	74.67		14:19:24.028
4 -	1:00.446	45.634	1:46.080 (2)	73.98	0.982	14:21:10.108

P9 41		Gary WILLIAMS		MZ -		
IDEAL LAP TIME : 1:58.136		BEST LAP TIME : 1:58.136		DIFFERENCE : 0.000		
LAP	SECTOR 1	SECTOR 2	LAP TIME	MPH	DIFF	TIME OF DAY
1 -		49.901	2:05.523	62.52	7.387	14:15:21.203
2 -	1:09.172	49.742	1:58.914 (2)	65.99	0.778	14:17:20.117
3 -	1:09.197	49.790	1:58.987 (3)	65.95	0.851	14:19:19.104
4 -	1:08.973	49.163	1:58.136 (1)	66.43		14:21:17.240

P10 3 GP		Tom BARRETT		Honda - Aspire Classic Restoration		
IDEAL LAP TIME : 1:46.999		BEST LAP TIME : 1:47.666		DIFFERENCE : 0.667		
LAP	SECTOR 1	SECTOR 2	LAP TIME	MPH	DIFF	TIME OF DAY
1 -		45.884	2:40.009	49.04	52.343	14:15:55.689
2 -	1:01.925	47.838	1:49.763 (3)	71.50	2.097	14:17:45.452
3 -	1:01.115	46.603	1:47.718 (2)	72.85	0.052	14:19:33.170
4 -	1:01.434	46.232	1:47.666 (1)	72.89		14:21:20.836

P11 55 GPF		Paul TOLAND		Yamaha -		
IDEAL LAP TIME : 1:47.011		BEST LAP TIME : 1:48.210		DIFFERENCE : 1.199		
LAP	SECTOR 1	SECTOR 2	LAP TIME	MPH	DIFF	TIME OF DAY
1 -		45.326	2:38.420	49.53	50.210	14:15:54.100
2 -	1:01.685	46.525	1:48.210 (1)	72.52		14:17:42.310
3 -	1:02.599	47.522	1:50.121 (3)	71.26	1.911	14:19:32.431
4 -	1:03.032	45.677	1:48.709 (2)	72.19	0.499	14:21:21.140

P12 2 GP		Nick BEDFORD		Yamaha - Banx Race Paint		
IDEAL LAP TIME : 1:47.685		BEST LAP TIME : 1:47.685		DIFFERENCE : 0.000		
LAP	SECTOR 1	SECTOR 2	LAP TIME	MPH	DIFF	TIME OF DAY
1 -		46.064	2:41.052	48.73	53.367	14:15:56.732
2 -	1:02.492	47.358	1:49.850 (3)	71.44	2.165	14:17:46.582
3 -	1:02.407	45.278	1:47.685 (1)	72.87		14:19:34.267
4 -	1:02.713	46.335	1:49.048 (2)	71.96	1.363	14:21:23.315

P13 11 GPF		Gael MACHARD		Aprilia -		
IDEAL LAP TIME : 1:48.945		BEST LAP TIME : 1:50.159		DIFFERENCE : 1.214		
LAP	SECTOR 1	SECTOR 2	LAP TIME	MPH	DIFF	TIME OF DAY
1 -		45.701	2:41.729	48.52	51.570	14:15:57.409
2 -	1:03.244	49.705	1:52.949 (3)	69.48	2.790	14:17:50.358
3 -	1:04.315	45.844	1:50.159 (1)	71.24		14:19:40.517
4 -	1:03.920	46.759	1:50.679 (2)	70.90	0.520	14:21:31.196

P14 60 GPF		Daniel GOUGH		Yamaha - G Force Motorcycles		
IDEAL LAP TIME : 1:49.373		BEST LAP TIME : 1:49.826		DIFFERENCE : 0.453		
LAP	SECTOR 1	SECTOR 2	LAP TIME	MPH	DIFF	TIME OF DAY
1 -		45.695	2:42.302	48.35	52.476	14:15:57.982
2 -	1:04.202	48.828	1:53.030 (3)	69.43	3.204	14:17:51.012
3 -	1:04.579	45.247	1:49.826 (1)	71.45		14:19:40.838
4 -	1:04.126	46.621	1:50.747 (2)	70.86	0.921	14:21:31.585

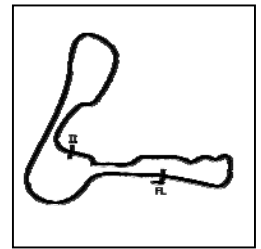
Weather / Track : Bright / Dry

Cadwell Park
Circuit Length = 2.1800 miles
Start: 14:13 Flag 14:20 End: 14:23

BMCRC - MRO Championships 2019 - Rnd 7 @ Cadwell Park

Chilton Motors 250 MZs & BMCRC Blue Haze 2-Stroke GP

RACE 5 - SECTOR ANALYSIS



SECTOR 1 = FL to I1, SECTOR 2 = I1 to FL, DIFF = Difference To Personal Best Lap, P = Crossed Finish Line in Pit Lane, D = Time Disallowed

P15 56		Russell TURNER		MZ -		
IDEAL LAP TIME : 1:59.907		BEST LAP TIME : 1:59.941		DIFFERENCE : 0.034		
LAP	SECTOR 1	SECTOR 2	LAP TIME	MPH	DIFF	TIME OF DAY
1 -		50.520	2:12.749	59.11	12.808	14:15:28.429
2 -	1:10.963	51.412	2:02.375 (2)	64.13	2.434	14:17:30.804
3 -	1:11.851	50.804	2:02.655 (3)	63.98	2.714	14:19:33.459
4 -	1:09.387	50.554	1:59.941 (1)	65.43		14:21:33.400

P16 566 R		Michael WILBY		MZ - Sziler UK		
IDEAL LAP TIME : 2:06.117		BEST LAP TIME : 2:06.240		DIFFERENCE : 0.123		
LAP	SECTOR 1	SECTOR 2	LAP TIME	MPH	DIFF	TIME OF DAY
1 -		53.360	2:18.189	56.79	11.949	14:15:33.869
2 -	1:13.425	52.815	2:06.240 (1)	62.16		14:17:40.109
3 -	1:16.284	52.692	2:08.976 (2)	60.84	2.736	14:19:49.085
4 -	1:16.431	53.156	2:09.587 (3)	60.56	3.347	14:21:58.672

P17 35 GPF		Evann PENDRILL		Aprilia - AVClassics		
IDEAL LAP TIME : 1:55.673		BEST LAP TIME : 1:55.673		DIFFERENCE : 0.000		
LAP	SECTOR 1	SECTOR 2	LAP TIME	MPH	DIFF	TIME OF DAY
1 -		49.497	2:49.140	46.39	53.467	14:16:04.820
2 -	1:08.652	47.021	1:55.673 (1)	67.84		14:18:00.493
3 -	1:09.450	48.108	1:57.558 (2)	66.75	1.885	14:19:58.051
4 -	1:12.626	50.134	2:02.760 (3)	63.93	7.087	14:22:00.811

P18 21 GP		Stuart THURTLÉ		Honda - TeamTortoise		
IDEAL LAP TIME : 1:57.971		BEST LAP TIME : 1:58.233		DIFFERENCE : 0.262		
LAP	SECTOR 1	SECTOR 2	LAP TIME	MPH	DIFF	TIME OF DAY
1 -		49.451	2:49.333	46.34	51.100	14:16:05.013
2 -	1:09.281	48.952	1:58.233 (1)	66.37		14:18:03.246
3 -	1:09.664	50.068	1:59.732 (3)	65.54	1.499	14:20:02.978
4 -	1:09.669	48.690	1:58.359 (2)	66.30	0.126	14:22:01.337

P19 93		John GARRATT		MZ - Chilton Motors		
IDEAL LAP TIME : 2:08.063		BEST LAP TIME : 2:08.429		DIFFERENCE : 0.366		
LAP	SECTOR 1	SECTOR 2	LAP TIME	MPH	DIFF	TIME OF DAY
1 -		55.551	2:20.044	56.04	11.615	14:15:35.724
2 -	1:17.208	57.465	2:14.673 (3)	58.27	6.244	14:17:50.397
3 -	1:17.749	53.219	2:10.968 (2)	59.92	2.539	14:20:01.365
4 -	1:14.844	53.585	2:08.429 (1)	61.10		14:22:09.794

P20 94		James MILLINGTON		MZ -		
IDEAL LAP TIME : 2:09.993		BEST LAP TIME : 2:10.157		DIFFERENCE : 0.164		
LAP	SECTOR 1	SECTOR 2	LAP TIME	MPH	DIFF	TIME OF DAY
1 -		55.495	2:23.050	54.86	12.893	14:15:38.730
2 -	1:16.614	55.560	2:12.174 (3)	59.37	2.017	14:17:50.904
3 -	1:16.778	53.379	2:10.157 (1)	60.29		14:20:01.061
4 -	1:17.317	53.468	2:10.785 (2)	60.00	0.628	14:22:11.846

P21 26 R		Andy HOWLETT		MZ -		
IDEAL LAP TIME : 2:09.263		BEST LAP TIME : 2:09.548		DIFFERENCE : 0.285		
LAP	SECTOR 1	SECTOR 2	LAP TIME	MPH	DIFF	TIME OF DAY
1 -		53.448	2:24.793	54.20	15.245	14:15:40.473
2 -	1:17.220	54.854	2:12.074 (3)	59.42	2.526	14:17:52.547
3 -	1:16.077	53.471	2:09.548 (1)	60.58		14:20:02.095
4 -	1:16.864	53.186	2:10.050 (2)	60.34	0.502	14:22:12.145

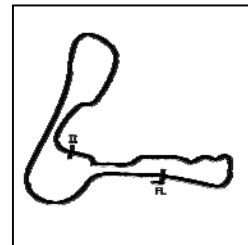
Weather / Track : Bright / Dry

Cadwell Park
Circuit Length = 2.1800 miles
Start: 14:13 Flag 14:20 End: 14:23

BMCRC - MRO Championships 2019 - Rnd 7 @ Cadwell Park

Chilton Motors 250 MZs & BMCRC Blue Haze 2-Stroke GP

RACE 5 - SECTOR ANALYSIS



SECTOR 1 = FL to I1, SECTOR 2 = I1 to FL, DIFF = Difference To Personal Best Lap, P = Crossed Finish Line in Pit Lane, D = Time Disallowed

P22		9		Gary HOWLETT		MZ - HS Racing	
IDEAL LAP TIME : 1:51.948		BEST LAP TIME : 1:52.416		DIFFERENCE : 0.468			
LAP	SECTOR 1	SECTOR 2	LAP TIME	MPH	DIFF	TIME OF DAY	
1 -		46.773	1:59.473	65.68	7.057	14:15:15.153	
2 -	1:05.175	47.241	1:52.416 (1)	69.81		14:17:07.569	
3 -	1:05.694	46.952	1:52.646 (2)	69.67	0.230	14:19:00.215	

P23		77 R		Christopher KILGAR		MZ - RAF motorsports association	
IDEAL LAP TIME : 1:59.340		BEST LAP TIME : 1:59.340		DIFFERENCE : 0.000			
LAP	SECTOR 1	SECTOR 2	LAP TIME	MPH	DIFF	TIME OF DAY	
1 -		52.696	2:18.126	56.81	18.786	14:15:33.806	
2 -	1:10.834	49.926	2:00.760 (2)	64.98	1.420	14:17:34.566	
3 -	1:09.595	49.745	1:59.340 (1)	65.76		14:19:33.906	

P24		343 R		Murray SMOKER		MZ -	
IDEAL LAP TIME : 2:10.132		BEST LAP TIME : 2:11.857		DIFFERENCE : 1.725			
LAP	SECTOR 1	SECTOR 2	LAP TIME	MPH	DIFF	TIME OF DAY	
1 -		56.027	2:22.312	55.14	10.455	14:15:37.992	
2 -	1:19.392	54.679	2:14.071 (2)	58.53	2.214	14:17:52.063	
3 -	1:18.220	53.637	2:11.857 (1)	59.51		14:20:03.920	

P25		40 GPF		Doug BEACOCK		Yamaha -	
IDEAL LAP TIME : 1:48.779		BEST LAP TIME :		DIFFERENCE :			
LAP	SECTOR 1	SECTOR 2	LAP TIME	MPH	DIFF	TIME OF DAY	
1 -		45.411	2:38.815	49.41		14:15:54.495	

BMCRC - MRO Championships 2019 - Rnd 7 @ Cadwell Park

Chilton Motors 250 MZs & BMCRC Blue Haze 2-Stroke GP

RACE 5 - BEST SECTORS

SECTOR 1			SECTOR 2			IDEAL / BEST COMPARISON						
POS	NO	NAME	TIME	NO	NAME	TIME	POS	NO	NAME	IDEAL	BEST	DIFF
									PERFECT LAP	1:44.239		
1	64	ELLIS	1:00.446	111	BOWN	43.793	1	64	ELLIS	1:44.260	1:45.098	0.838
2	169	HOGG	1:01.008	64	ELLIS	43.814	2	111	BOWN	1:44.818	1:45.571	0.753
3	111	BOWN	1:01.025	169	HOGG	43.849	3	169	HOGG	1:44.857	1:45.018	0.161
4	3	BARRETT	1:01.115	95	ROGERS	44.764	4	3	BARRETT	1:46.999	1:47.666	0.667
5	55	TOLAND	1:01.685	60	GOUGH	45.247	5	55	TOLAND	1:47.011	1:48.210	1.199
6	2	BEDFORD	1:02.407	2	BEDFORD	45.278	6	2	BEDFORD	1:47.685	1:47.685	0.000
7	11	MACHARD	1:03.244	55	TOLAND	45.326	7	40	BEACOCK	1:48.779		
8	40	BEACOCK	1:03.368	44	DESSOY	45.378	8	44	DESSOY	1:48.874	1:48.874	0.000
9	44	DESSOY	1:03.496	40	BEACOCK	45.411	9	11	MACHARD	1:48.945	1:50.159	1.214
10	85	WALES	1:04.008	85	WALES	45.588	10	95	ROGERS	1:49.071	1:49.198	0.127
11	60	GOUGH	1:04.126	11	MACHARD	45.701	11	60	GOUGH	1:49.373	1:49.826	0.453
12	75	WOODALL	1:04.172	75	WOODALL	45.757	12	85	WALES	1:49.596	1:49.652	0.056
13	95	ROGERS	1:04.307	3	BARRETT	45.884	13	75	WOODALL	1:49.929	1:49.929	0.000
14	9	HOWLETT	1:05.175	9	HOWLETT	46.773	14	9	HOWLETT	1:51.948	1:52.416	0.468
15	69	MANN	1:05.257	69	MANN	46.838	15	69	MANN	1:52.095	1:52.167	0.072
16	35	PENDRILL	1:08.652	35	PENDRILL	47.021	16	35	PENDRILL	1:55.673	1:55.673	0.000
17	41	WILLIAMS	1:08.973	21	THURTL	48.690	17	21	THURTL	1:57.971	1:58.233	0.262
18	21	THURTL	1:09.281	41	WILLIAMS	49.163	18	41	WILLIAMS	1:58.136	1:58.136	0.000
19	56	TURNER	1:09.387	77	KILGAR	49.745	19	77	KILGAR	1:59.340	1:59.340	0.000
20	77	KILGAR	1:09.595	56	TURNER	50.520	20	56	TURNER	1:59.907	1:59.941	0.034
21	566	WILBY	1:13.425	566	WILBY	52.692	21	566	WILBY	2:06.117	2:06.240	0.123
22	93	GARRATT	1:14.844	26	HOWLETT	53.186	22	93	GARRATT	2:08.063	2:08.429	0.366
23	26	HOWLETT	1:16.077	93	GARRATT	53.219	23	26	HOWLETT	2:09.263	2:09.548	0.285
24	343	SMOKER	1:16.495	94	MILLINGTON	53.379	24	94	MILLINGTON	2:09.993	2:10.157	0.164
25	94	MILLINGTON	1:16.614	343	SMOKER	53.637	25	343	SMOKER	2:10.132	2:11.857	1.725
26												
27												
28												

Weather / Track : Bright / Dry

Results can be found at www.tsl-timing.com

Cadwell Park

Circuit Length = 2.1800 miles

Start: 14:13 Flag 14:20 End: 14:23

Printed - 14:25 Saturday, 03 August 2019



BMCRC - MRO Championships 2019 - Rnd 7 @ Cadwell Park

Chilton Motors 250 MZs & BMCRC Blue Haze 2-Stroke GP

RACE 15 - GRID (7 Laps)

ROW 11	31	1:58.233	21 Stuart THURTLE	32	40 Doug BEACOCK	1						
ROW 10				28	1:49.826	60 Daniel GOUGH	29	1:50.159	11 Gael MACHARD	30	1:55.673	35 Evann PENDRILL
ROW 9	25	1:47.666	3 Tom BARRETT	26	1:47.685	2 Nick BEDFORD	27	1:48.210	55 Paul TOLAND			
ROW 8				22	1:45.018	169 John HOGG	23	1:45.098	64 Phil ELLIS	24	1:45.571	111 Andrew BOWN
ROW 7	19			20			21					
ROW 6				16		96 Chris KENT	17		113 Liam NEWMAN	18		14 Scot CHRISTIE
ROW 5	13	2:10.157	94 James MILLINGTON	14	2:11.857	343 Murray SMOKER	15		32 John ASHMEAD			
ROW 4				10	2:06.240	566 Michael WILBY	11	2:08.429	93 John GARRATT	12	2:09.548	26 Andy HOWLETT
ROW 3	7	1:58.136	41 Gary WILLIAMS	8	1:59.340	77 Christopher KILGAR	9	1:59.941	56 Russell TURNER			
ROW 2				4	1:49.929	75 Peter WOODALL	5	1:52.167	69 Alexander MANN	6	1:52.416	9 Gary HOWLETT
ROW 1	1	1:48.874	44 Robert DESSOY	2	1:49.198	95 Christopher ROGERS	3	1:49.652	85 Andrew WALES			
			Pole									

Cadwell Park
 Circuit Length = 2.1800 miles

These results are provisional until the conclusion of any judicial and technical matters.

Clerk Of Course :	Steward :	Timekeeper :
-------------------	-----------	--------------

Results can be found at www.tsl-timing.com

Printed - 14:28 Saturday, 03 August 2019





BMCRC - MRO Championships 2019 - Rnd 7 @ Cadwell Park

Chilton Motors 250 MZs & BMCRC Blue Haze 2-Stroke GP

RACE 15 - CLASSIFICATION

POS	NO	CL	PIC NAME	ENTRY	LAPS	TIME	GAP	DIFF	MPH	BEST	ON
1	95		1 Christopher ROGERS	MZ - CB Racing	5	9:18.878			70.21	1:49.795	5
2	44		2 Robert DESSOY	MZ - Eastern Garage Racing	5	9:18.965	0.087	0.087	70.20	1:49.530	5
3	85		3 Andrew WALES	MZ - Illuminated Design LTD	5	9:19.947	1.069	0.982	70.07	1:49.781	5
4	75		4 Peter WOODALL	MZ - Core Projects Ltd	5	9:25.063	6.185	5.116	69.44	1:50.593	4
5	69		5 Alexander MANN	MZ - HS RACING	5	9:38.394	19.516	13.331	67.84	1:53.563	5
6	111	GPF	1 Andrew BOWN	Yamaha -	5	9:40.861	21.983	2.467	67.55	1:45.190	3
7	9		6 Gary HOWLETT	MZ - HS Racing	5	9:41.043	22.165	0.182	67.53	1:53.457	5
8	113		7 Liam NEWMAN	MZ - Team newman racing	5	9:42.926	24.048	1.883	67.31	1:54.183	5
9	169	GP	1 John HOGG	Yamaha -	5	9:46.980	28.102	4.054	66.85	1:45.597	5
10	64	GP	2 Phil ELLIS	Yamaha -	5	9:53.086	34.208	6.106	66.16	1:47.489	3
11	41		8 Gary WILLIAMS	MZ -	5	10:04.520	45.642	11.434	64.91	1:58.936	2
12	32		9 John ASHMEAD	MZ -	5	10:04.615	45.737	0.095	64.90	1:57.674	2
13	3	GP	3 Tom BARRETT	Honda - Aspire Classic Restoration	5	10:08.061	49.183	3.446	64.53	1:50.214	4
14	56		10 Russell TURNER	MZ -	5	10:11.625	52.747	3.564	64.15	1:59.464	2
15	2	GP	4 Nick BEDFORD	Yamaha - Banx Race Paint	5	10:17.036	58.158	5.411	63.59	1:52.251	5
16	55	GPF	2 Paul TOLAND	Yamaha -	5	10:17.275	58.397	0.239	63.57	1:50.534	4
17	60	GPF	3 Daniel GOUGH	Yamaha - G Force Motorcycles	5	10:17.610	58.732	0.335	63.53	1:50.655	4
18	11	GPF	4 Gael MACHARD	Aprilia -	5	10:17.933	59.055	0.323	63.50	1:50.707	4
19	35	GPF	5 Evann PENDRILL	Aprilia - AVClassics	5	10:25.342	1:06.464	7.409	62.75	1:53.658	5
20	21	GP	5 Stuart THURTL	Honda - TeamTortoise	5	10:42.683	1:23.805	17.341	61.05	1:56.917	5
21	77	R	1 Christopher KILGAR	MZ - RAF motorsports association	5	10:48.223	1:29.345	5.540	60.53	2:06.293	5
22	566	R	2 Michael WILBY	MZ - Sziler UK	5	10:50.683	1:31.805	2.460	60.30	2:07.512	3
23	93		11 John GARRATT	MZ - Chilton Motors	5	10:54.487	1:35.609	3.804	59.95	2:07.887	5
24	14	R	3 Scot CHRISTIE	MZ -	5	10:55.987	1:37.109	1.500	59.81	2:08.802	3
25	94		12 James MILLINGTON	MZ -	5	11:16.472	1:57.594	20.485	58.00	2:13.067	5

NOT CLASSIFIED

DNF	26	R	Andy HOWLETT	MZ -	1	2:15.353	4 Laps	4 Laps	57.98		
DNF	343	R	Murray SMOKER	MZ -	1	2:27.578	4 Laps	12.225	53.17		
DNF	96		Chris KENT	MZ - Buxton Powder Coating / Anglesey Motorbike (0						

FASTEST LAP

111	GPF	Andrew BOWN	Yamaha -	3	1:45.190	74.60 mph	120.07 kph
169	GP	John HOGG	Yamaha -	5	1:45.597	74.32 mph	119.60 kph
44		Robert DESSOY	MZ - Eastern Garage Racing	5	1:49.530	71.65 mph	115.31 kph
77	R	Christopher KILGAR	MZ - RAF motorsports association	5	2:06.293	62.14 mph	100.00 kph

Class - 92.5% of Race Speed = 64.94 mph
 Class GPF - 92.5% of Race Speed = 62.48 mph
 Class GP - 92.5% of Race Speed = 61.83 mph
 Class R - 92.5% of Race Speed = 55.99 mph

Cadwell Park
 Circuit Length = 2.1800 miles
 Start: 17:42 Flag 17:52 End: 17:54

Weather / Track : Cloudy / Drying
 These results are provisional until the conclusion of any judicial and technical matters.

Clerk Of Course :	Steward :	Timekeeper :
-------------------	-----------	--------------

Results can be found at www.tsl-timing.com

Printed - 17:56 Saturday, 03 August 2019



BMCRC - MRO Championships 2019 - Rnd 7 @ Cadwell Park

Chilton Motors 250 MZs & BMCRC Blue Haze 2-Stroke GP

RACE 15 - LAP CHART

LAP 1 @ 17:44:41.556

NO	BEHIND	LAP TIME
44		1:56.652
95	0.549	1:57.201
75	1.348	1:58.000
85	2.167	1:58.819
69	4.074	2:00.726
113	6.513	2:03.165
9	6.674	2:03.326
41	9.392	2:06.044
56	10.059	2:06.711
32	13.799	2:10.451
26	18.701	2:15.353
77	20.735	2:17.387
93	21.267	2:17.919
566	21.462	2:18.114
14	22.331	2:18.983
94	25.058	2:21.710
343	30.926	2:27.578
111	39.928	2:36.580
169	42.366	2:39.018
64	43.809	2:40.461
3	46.496	2:43.148
2	47.650	2:44.302
55	47.866	2:44.518
11	48.321	2:44.973
60	49.010	2:45.662
35	51.023	2:47.675
21	53.358	2:50.010

LAP 2 @ 17:46:32.641

NO	BEHIND	LAP TIME
44		1:51.085
95	0.186	1:50.722
75	1.054	1:50.791
85	1.513	1:50.431
69	7.046	1:54.057
9	10.695	1:55.106
113	11.386	1:55.958
41	17.243	1:58.936
56	18.438	1:59.464
32	20.388	1:57.674
111	36.275	1:47.432
77	38.292	2:08.642
566	39.565	2:09.188
169	39.813	1:48.532
93	40.315	2:10.133
64	40.928	1:48.204
14	41.021	2:09.775
3	47.699	1:52.288
94	49.073	2:15.100
2	51.064	1:54.499
55	51.328	1:54.547
60	52.487	1:54.562
11	53.270	1:56.034
35	54.992	1:55.054
21	1:00.904	1:58.631

LAP 3 @ 17:48:23.622

NO	BEHIND	LAP TIME
95		1:50.795
44	0.548	1:51.529
75	0.728	1:50.655

85	0.971	1:50.439	32	45.737	1:58.068
69	11.031	1:54.966	3	49.183	1:50.333
9	14.586	1:54.872	56	52.747	2:04.939
113	15.489	1:55.084	2	58.158	1:52.251
41	25.786	1:59.524	55	58.397	1:51.474
32	27.499	1:58.092	60	58.732	1:52.329
56	27.582	2:00.125	11	59.055	1:51.629
111	30.484	1:45.190	35	1:06.464	1:53.658
169	35.439	1:46.607	21	1:23.805	1:56.917
64	37.436	1:47.489	77	1:29.345	2:06.293
3	48.796	1:52.078	566	1:31.805	2:07.828
2	53.450	1:53.367	93	1:35.609	2:07.887
77	54.961	2:07.650	14	1:37.109	2:09.531
60	55.908	1:54.402	94	1:57.594	2:13.067
566	56.096	2:07.512			
55	56.549	1:56.202			
11	56.879	1:54.590			
93	57.876	2:08.542			
35	58.623	1:54.612			
14	58.842	2:08.802			
21	1:08.235	1:58.312			
94	1:11.330	2:13.238			

LAP 4 @ 17:50:13.987

NO	BEHIND	LAP TIME
95		1:50.365
44	0.352	1:50.169
75	0.956	1:50.593
85	1.083	1:50.477
69	15.748	1:55.082
9	18.503	1:54.282
113	19.660	1:54.536
111	25.455	1:45.336
169	32.300	1:47.226
41	36.048	2:00.627
64	36.327	1:49.256
32	37.464	2:00.330
56	37.603	2:00.386
3	48.645	1:50.214
2	55.702	1:52.617
60	56.198	1:50.655
55	56.718	1:50.534
11	57.221	1:50.707
35	1:02.601	1:54.343
77	1:12.847	2:08.251
566	1:13.772	2:08.041
21	1:16.683	1:58.813
14	1:17.373	2:08.896
93	1:17.517	2:10.006
94	1:34.322	2:13.357

LAP 5 @ 17:52:03.782

NO	BEHIND	LAP TIME
95		1:49.795
44	0.087	1:49.530
85	1.069	1:49.781
75	6.185	1:55.024
69	19.516	1:53.563
111	21.983	1:46.323
9	22.165	1:53.457
113	24.048	1:54.183
169	28.102	1:45.597
64	34.208	1:47.676
41	45.642	1:59.389

Weather / Track : Cloudy / Drying

Results can be found at www.tsl-timing.com

Cadwell Park

Circuit Length = 2.1800 miles

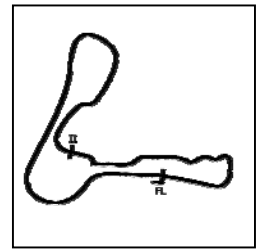
Start: 17:42 Flag 17:52 End: 17:54

Printed - 17:57 Saturday, 03 August 2019

BMCRC - MRO Championships 2019 - Rnd 7 @ Cadwell Park

Chilton Motors 250 MZs & BMCRC Blue Haze 2-Stroke GP

RACE 15 - SECTOR ANALYSIS



SECTOR 1 = FL to I1, SECTOR 2 = I1 to FL, DIFF = Difference To Personal Best Lap, P = Crossed Finish Line in Pit Lane, D = Time Disallowed

P1 95 Christopher ROGERS		MZ - CB Racing				
IDEAL LAP TIME : 1:49.769		BEST LAP TIME : 1:49.795		DIFFERENCE : 0.026		
LAP	SECTOR 1	SECTOR 2	LAP TIME	MPH	DIFF	TIME OF DAY
1 -		45.689	1:57.201	66.96	7.406	17:44:42.105
2 -	1:05.121	45.601	1:50.722 (3)	70.88	0.927	17:46:32.827
3 -	1:04.981	45.814	1:50.795	70.83	1.000	17:48:23.622
4 -	1:04.767	45.598	1:50.365 (2)	71.11	0.570	17:50:13.987
5 -	1:04.793	45.002	1:49.795 (1)	71.47		17:52:03.782

P2 44 Robert DESOY		MZ - Eastern Garage Racing				
IDEAL LAP TIME : 1:49.530		BEST LAP TIME : 1:49.530		DIFFERENCE : 0.000		
LAP	SECTOR 1	SECTOR 2	LAP TIME	MPH	DIFF	TIME OF DAY
1 -		45.855	1:56.652	67.27	7.122	17:44:41.556
2 -	1:05.113	45.972	1:51.085 (3)	70.64	1.555	17:46:32.641
3 -	1:05.495	46.034	1:51.529	70.36	1.999	17:48:24.170
4 -	1:04.410	45.759	1:50.169 (2)	71.23	0.639	17:50:14.339
5 -	1:04.073	45.457	1:49.530 (1)	71.65		17:52:03.869

P3 85 Andrew WALES		MZ - Illuminated Design LTD				
IDEAL LAP TIME : 1:49.688		BEST LAP TIME : 1:49.781		DIFFERENCE : 0.093		
LAP	SECTOR 1	SECTOR 2	LAP TIME	MPH	DIFF	TIME OF DAY
1 -		46.719	1:58.819	66.05	9.038	17:44:43.723
2 -	1:04.362	46.069	1:50.431 (2)	71.06	0.650	17:46:34.154
3 -	1:04.581	45.858	1:50.439 (3)	71.06	0.658	17:48:24.593
4 -	1:04.722	45.755	1:50.477	71.03	0.696	17:50:15.070
5 -	1:03.933	45.848	1:49.781 (1)	71.48		17:52:04.851

P4 75 Peter WOODALL		MZ - Core Projects Ltd				
IDEAL LAP TIME : 1:50.227		BEST LAP TIME : 1:50.593		DIFFERENCE : 0.366		
LAP	SECTOR 1	SECTOR 2	LAP TIME	MPH	DIFF	TIME OF DAY
1 -		46.169	1:58.000	66.50	7.407	17:44:42.904
2 -	1:04.761	46.030	1:50.791 (3)	70.83	0.198	17:46:33.695
3 -	1:04.691	45.964	1:50.655 (2)	70.92	0.062	17:48:24.350
4 -	1:04.680	45.913	1:50.593 (1)	70.96		17:50:14.943
5 -	1:04.314	50.710	1:55.024	68.22	4.431	17:52:09.967

P5 69 Alexander MANN		MZ - HS RACING				
IDEAL LAP TIME : 1:53.552		BEST LAP TIME : 1:53.563		DIFFERENCE : 0.011		
LAP	SECTOR 1	SECTOR 2	LAP TIME	MPH	DIFF	TIME OF DAY
1 -		47.870	2:00.726	65.00	7.163	17:44:45.630
2 -	1:06.158	47.899	1:54.057 (2)	68.80	0.494	17:46:39.687
3 -	1:06.825	48.141	1:54.966 (3)	68.26	1.403	17:48:34.653
4 -	1:07.109	47.973	1:55.082	68.19	1.519	17:50:29.735
5 -	1:06.169	47.394	1:53.563 (1)	69.10		17:52:23.298

P6 111 GPF Andrew BOWN		Yamaha -				
IDEAL LAP TIME : 1:44.586		BEST LAP TIME : 1:45.190		DIFFERENCE : 0.604		
LAP	SECTOR 1	SECTOR 2	LAP TIME	MPH	DIFF	TIME OF DAY
1 -		43.342	2:36.580	50.12	51.390	17:45:21.484
2 -	1:02.366	45.066	1:47.432	73.05	2.242	17:47:08.916
3 -	1:01.507	43.683	1:45.190 (1)	74.60		17:48:54.106
4 -	1:01.513	43.823	1:45.336 (2)	74.50	0.146	17:50:39.442
5 -	1:01.244	45.079	1:46.323 (3)	73.81	1.133	17:52:25.765

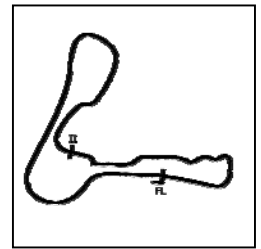
Weather / Track : Cloudy / Drying

Cadwell Park
Circuit Length = 2.1800 miles
Start: 17:42 Flag 17:52 End: 17:54

BMCRC - MRO Championships 2019 - Rnd 7 @ Cadwell Park

Chilton Motors 250 MZs & BMCRC Blue Haze 2-Stroke GP

RACE 15 - SECTOR ANALYSIS



SECTOR 1 = FL to I1, SECTOR 2 = I1 to FL, DIFF = Difference To Personal Best Lap, P = Crossed Finish Line in Pit Lane, D = Time Disallowed

P7 9		Gary HOWLETT		MZ - HS Racing		
IDEAL LAP TIME : 1:53.447		BEST LAP TIME : 1:53.457		DIFFERENCE : 0.010		
LAP	SECTOR 1	SECTOR 2	LAP TIME	MPH	DIFF	TIME OF DAY
1 -		48.288	2:03.326	63.63	9.869	17:44:48.230
2 -	1:07.493	47.613	1:55.106	68.18	1.649	17:46:43.336
3 -	1:07.505	47.367	1:54.872 (3)	68.32	1.415	17:48:38.208
4 -	1:06.803	47.479	1:54.282 (2)	68.67	0.825	17:50:32.490
5 -	1:06.080	47.377	1:53.457 (1)	69.17		17:52:25.947

P8 113		Liam NEWMAN		MZ - Team newman racing		
IDEAL LAP TIME : 1:54.019		BEST LAP TIME : 1:54.183		DIFFERENCE : 0.164		
LAP	SECTOR 1	SECTOR 2	LAP TIME	MPH	DIFF	TIME OF DAY
1 -		48.691	2:03.165	63.71	8.982	17:44:48.069
2 -	1:07.951	48.007	1:55.958	67.68	1.775	17:46:44.027
3 -	1:07.056	48.028	1:55.084 (3)	68.19	0.901	17:48:39.111
4 -	1:06.993	47.543	1:54.536 (2)	68.52	0.353	17:50:33.647
5 -	1:06.476	47.707	1:54.183 (1)	68.73		17:52:27.830

P9 169 GP		John HOGG		Yamaha -		
IDEAL LAP TIME : 1:45.597		BEST LAP TIME : 1:45.597		DIFFERENCE : 0.000		
LAP	SECTOR 1	SECTOR 2	LAP TIME	MPH	DIFF	TIME OF DAY
1 -		44.936	2:39.018	49.35	53.421	17:45:23.922
2 -	1:02.846	45.686	1:48.532	72.31	2.935	17:47:12.454
3 -	1:01.987	44.620	1:46.607 (2)	73.61	1.010	17:48:59.061
4 -	1:02.052	45.174	1:47.226 (3)	73.19	1.629	17:50:46.287
5 -	1:01.354	44.243	1:45.597 (1)	74.32		17:52:31.884

P10 64 GP		Phil ELLIS		Yamaha -		
IDEAL LAP TIME : 1:46.765		BEST LAP TIME : 1:47.489		DIFFERENCE : 0.724		
LAP	SECTOR 1	SECTOR 2	LAP TIME	MPH	DIFF	TIME OF DAY
1 -		45.762	2:40.461	48.90	52.972	17:45:25.365
2 -	1:02.743	45.461	1:48.204 (3)	72.53	0.715	17:47:13.569
3 -	1:02.746	44.743	1:47.489 (1)	73.01		17:49:01.058
4 -	1:02.022	47.234	1:49.256	71.83	1.767	17:50:50.314
5 -	1:02.516	45.160	1:47.676 (2)	72.88	0.187	17:52:37.990

P11 41		Gary WILLIAMS		MZ -		
IDEAL LAP TIME : 1:58.511		BEST LAP TIME : 1:58.936		DIFFERENCE : 0.425		
LAP	SECTOR 1	SECTOR 2	LAP TIME	MPH	DIFF	TIME OF DAY
1 -		49.947	2:06.044	62.26	7.108	17:44:50.948
2 -	1:09.529	49.407	1:58.936 (1)	65.98		17:46:49.884
3 -	1:09.309	50.215	1:59.524 (3)	65.66	0.588	17:48:49.408
4 -	1:09.981	50.646	2:00.627	65.06	1.691	17:50:50.035
5 -	1:09.104	50.285	1:59.389 (2)	65.73	0.453	17:52:49.424

P12 32		John ASHMEAD		MZ -		
IDEAL LAP TIME : 1:56.351		BEST LAP TIME : 1:57.674		DIFFERENCE : 1.323		
LAP	SECTOR 1	SECTOR 2	LAP TIME	MPH	DIFF	TIME OF DAY
1 -		48.740	2:10.451	60.16	12.777	17:44:55.355
2 -	1:09.373	48.301	1:57.674 (1)	66.69		17:46:53.029
3 -	1:09.260	48.832	1:58.092 (3)	66.45	0.418	17:48:51.121
4 -	1:10.986	49.344	2:00.330	65.22	2.656	17:50:51.451
5 -	1:08.050	50.018	1:58.068 (2)	66.47	0.394	17:52:49.519

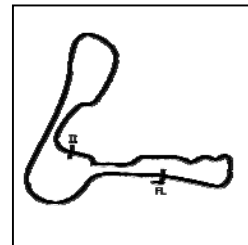
Weather / Track : Cloudy / Drying

Cadwell Park
Circuit Length = 2.1800 miles
Start: 17:42 Flag 17:52 End: 17:54

BMCRC - MRO Championships 2019 - Rnd 7 @ Cadwell Park

Chilton Motors 250 MZs & BMCRC Blue Haze 2-Stroke GP

RACE 15 - SECTOR ANALYSIS



SECTOR 1 = FL to I1, SECTOR 2 = I1 to FL, DIFF = Difference To Personal Best Lap, P = Crossed Finish Line in Pit Lane, D = Time Disallowed

P13 3 GP Tom BARRETT		Honda - Aspire Classic Restoration				
IDEAL LAP TIME : 1:49.952		BEST LAP TIME : 1:50.214		DIFFERENCE : 0.262		
LAP	SECTOR 1	SECTOR 2	LAP TIME	MPH	DIFF	TIME OF DAY
1 -		47.506	2:43.148	48.10	52.934	17:45:28.052
2 -	1:04.251	48.037	1:52.288	69.89	2.074	17:47:20.340
3 -	1:04.864	47.214	1:52.078 (3)	70.02	1.864	17:49:12.418
4 -	1:03.059	47.155	1:50.214 (1)	71.20		17:51:02.632
5 -	1:02.797	47.536	1:50.333 (2)	71.13	0.119	17:52:52.965

P14 56 Russell TURNER		MZ -				
IDEAL LAP TIME : 1:58.695		BEST LAP TIME : 1:59.464		DIFFERENCE : 0.769		
LAP	SECTOR 1	SECTOR 2	LAP TIME	MPH	DIFF	TIME OF DAY
1 -		49.596	2:06.711	61.93	7.247	17:44:51.615
2 -	1:09.631	49.833	1:59.464 (1)	65.69		17:46:51.079
3 -	1:09.624	50.501	2:00.125 (2)	65.33	0.661	17:48:51.204
4 -	1:10.228	50.158	2:00.386 (3)	65.19	0.922	17:50:51.590
5 -	1:09.099	55.840	2:04.939	62.81	5.475	17:52:56.529

P15 2 GP Nick BEDFORD		Yamaha - Banx Race Paint				
IDEAL LAP TIME : 1:51.668		BEST LAP TIME : 1:52.251		DIFFERENCE : 0.583		
LAP	SECTOR 1	SECTOR 2	LAP TIME	MPH	DIFF	TIME OF DAY
1 -		46.805	2:44.302	47.76	52.051	17:45:29.206
2 -	1:07.303	47.196	1:54.499	68.54	2.248	17:47:23.705
3 -	1:05.377	47.990	1:53.367 (3)	69.22	1.116	17:49:17.072
4 -	1:05.225	47.392	1:52.617 (2)	69.68	0.366	17:51:09.689
5 -	1:04.863	47.388	1:52.251 (1)	69.91		17:53:01.940

P16 55 GPF Paul TOLAND		Yamaha -				
IDEAL LAP TIME : 1:49.967		BEST LAP TIME : 1:50.534		DIFFERENCE : 0.567		
LAP	SECTOR 1	SECTOR 2	LAP TIME	MPH	DIFF	TIME OF DAY
1 -		46.620	2:44.518	47.70	53.984	17:45:29.422
2 -	1:07.608	46.939	1:54.547 (3)	68.51	4.013	17:47:23.969
3 -	1:05.553	50.649	1:56.202	67.53	5.668	17:49:20.171
4 -	1:04.657	45.877	1:50.534 (1)	71.00		17:51:10.705
5 -	1:04.090	47.384	1:51.474 (2)	70.40	0.940	17:53:02.179

P17 60 GPF Daniel GOUGH		Yamaha - G Force Motorcycles				
IDEAL LAP TIME : 1:50.655		BEST LAP TIME : 1:50.655		DIFFERENCE : 0.000		
LAP	SECTOR 1	SECTOR 2	LAP TIME	MPH	DIFF	TIME OF DAY
1 -		46.653	2:45.662	47.37	55.007	17:45:30.566
2 -	1:07.234	47.328	1:54.562	68.50	3.907	17:47:25.128
3 -	1:05.293	49.109	1:54.402 (3)	68.60	3.747	17:49:19.530
4 -	1:04.061	46.594	1:50.655 (1)	70.92		17:51:10.185
5 -	1:04.929	47.400	1:52.329 (2)	69.86	1.674	17:53:02.514

P18 11 GPF Gael MACHARD		Aprilia -				
IDEAL LAP TIME : 1:49.859		BEST LAP TIME : 1:50.707		DIFFERENCE : 0.848		
LAP	SECTOR 1	SECTOR 2	LAP TIME	MPH	DIFF	TIME OF DAY
1 -		46.388	2:44.973	47.57	54.266	17:45:29.877
2 -	1:07.522	48.512	1:56.034	67.63	5.327	17:47:25.911
3 -	1:05.102	49.488	1:54.590 (3)	68.48	3.883	17:49:20.501
4 -	1:05.093	45.614	1:50.707 (1)	70.89		17:51:11.208
5 -	1:04.245	47.384	1:51.629 (2)	70.30	0.922	17:53:02.837

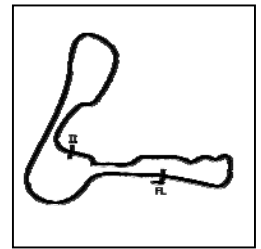
Weather / Track : Cloudy / Drying

Cadwell Park
Circuit Length = 2.1800 miles
Start: 17:42 Flag 17:52 End: 17:54

BMCRC - MRO Championships 2019 - Rnd 7 @ Cadwell Park

Chilton Motors 250 MZs & BMCRC Blue Haze 2-Stroke GP

RACE 15 - SECTOR ANALYSIS



SECTOR 1 = FL to I1, SECTOR 2 = I1 to FL, DIFF = Difference To Personal Best Lap, P = Crossed Finish Line in Pit Lane, D = Time Disallowed

P19 35 GPF		Evann PENDRILL		Aprilia - AVClassics		
IDEAL LAP TIME : 1:52.427		BEST LAP TIME : 1:53.658		DIFFERENCE : 1.231		
LAP	SECTOR 1	SECTOR 2	LAP TIME	MPH	DIFF	TIME OF DAY
1 -		47.972	2:47.675	46.80	54.017	17:45:32.579
2 -	1:06.776	48.278	1:55.054	68.21	1.396	17:47:27.633
3 -	1:05.287	49.325	1:54.612 (3)	68.47	0.954	17:49:22.245
4 -	1:06.970	47.373	1:54.343 (2)	68.63	0.685	17:51:16.588
5 -	1:06.518	47.140	1:53.658 (1)	69.04		17:53:10.246

P20 21 GP		Stuart THURTLÉ		Honda - TeamTortoise		
IDEAL LAP TIME : 1:56.089		BEST LAP TIME : 1:56.917		DIFFERENCE : 0.828		
LAP	SECTOR 1	SECTOR 2	LAP TIME	MPH	DIFF	TIME OF DAY
1 -		48.168	2:50.010	46.16	53.093	17:45:34.914
2 -	1:09.168	49.463	1:58.631 (3)	66.15	1.714	17:47:33.545
3 -	1:08.387	49.925	1:58.312 (2)	66.33	1.395	17:49:31.857
4 -	1:08.339	50.474	1:58.813	66.05	1.896	17:51:30.670
5 -	1:07.921	48.996	1:56.917 (1)	67.12		17:53:27.587

P21 77 R		Christopher KILGAR		MZ - RAF motorsports association		
IDEAL LAP TIME : 2:05.757		BEST LAP TIME : 2:06.293		DIFFERENCE : 0.536		
LAP	SECTOR 1	SECTOR 2	LAP TIME	MPH	DIFF	TIME OF DAY
1 -		53.752	2:17.387	57.12	11.094	17:45:02.291
2 -	1:15.561	53.081	2:08.642	61.00	2.349	17:47:10.933
3 -	1:14.361	53.289	2:07.650 (2)	61.48	1.357	17:49:18.583
4 -	1:14.996	53.255	2:08.251 (3)	61.19	1.958	17:51:26.834
5 -	1:14.897	51.396	2:06.293 (1)	62.14		17:53:33.127

P22 566 R		Michael WILBY		MZ - Sziler UK		
IDEAL LAP TIME : 2:07.512		BEST LAP TIME : 2:07.512		DIFFERENCE : 0.000		
LAP	SECTOR 1	SECTOR 2	LAP TIME	MPH	DIFF	TIME OF DAY
1 -		53.878	2:18.114	56.82	10.602	17:45:03.018
2 -	1:15.930	53.258	2:09.188	60.74	1.676	17:47:12.206
3 -	1:14.763	52.749	2:07.512 (1)	61.54		17:49:19.718
4 -	1:15.218	52.823	2:08.041 (3)	61.29	0.529	17:51:27.759
5 -	1:14.954	52.874	2:07.828 (2)	61.39	0.316	17:53:35.587

P23 93		John GARRATT		MZ - Chilton Motors		
IDEAL LAP TIME : 2:07.887		BEST LAP TIME : 2:07.887		DIFFERENCE : 0.000		
LAP	SECTOR 1	SECTOR 2	LAP TIME	MPH	DIFF	TIME OF DAY
1 -		53.680	2:17.919	56.90	10.032	17:45:02.823
2 -	1:15.501	54.632	2:10.133	60.30	2.246	17:47:12.956
3 -	1:15.303	53.239	2:08.542 (2)	61.05	0.655	17:49:21.498
4 -	1:15.673	54.333	2:10.006 (3)	60.36	2.119	17:51:31.504
5 -	1:15.023	52.864	2:07.887 (1)	61.36		17:53:39.391

P24 14 R		Scot CHRISTIE		MZ -		
IDEAL LAP TIME : 2:08.327		BEST LAP TIME : 2:08.802		DIFFERENCE : 0.475		
LAP	SECTOR 1	SECTOR 2	LAP TIME	MPH	DIFF	TIME OF DAY
1 -		54.240	2:18.983	56.46	10.181	17:45:03.887
2 -	1:16.304	53.471	2:09.775	60.47	0.973	17:47:13.662
3 -	1:15.045	53.757	2:08.802 (1)	60.93		17:49:22.464
4 -	1:14.856	54.040	2:08.896 (2)	60.88	0.094	17:51:31.360
5 -	1:15.405	54.126	2:09.531 (3)	60.58	0.729	17:53:40.891

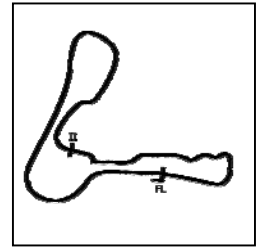
Weather / Track : Cloudy / Drying

Cadwell Park
Circuit Length = 2.1800 miles
Start: 17:42 Flag 17:52 End: 17:54

BMCRC - MRO Championships 2019 - Rnd 7 @ Cadwell Park

Chilton Motors 250 MZs & BMCRC Blue Haze 2-Stroke GP

RACE 15 - SECTOR ANALYSIS



SECTOR 1 = FL to I1, SECTOR 2 = I1 to FL, DIFF = Difference To Personal Best Lap, P = Crossed Finish Line in Pit Lane, D = Time Disallowed

P25 94		James MILLINGTON		MZ -		
IDEAL LAP TIME : 2:12.841		BEST LAP TIME : 2:13.067		DIFFERENCE : 0.226		
LAP	SECTOR 1	SECTOR 2	LAP TIME	MPH	DIFF	TIME OF DAY
1 -		55.868	2:21.710	55.38	8.643	17:45:06.614
2 -	1:19.636	55.464	2:15.100	58.09	2.033	17:47:21.714
3 -	1:18.640	54.598	2:13.238 (2)	58.90	0.171	17:49:34.952
4 -	1:18.902	54.455	2:13.357 (3)	58.85	0.290	17:51:48.309
5 -	1:18.866	54.201	2:13.067 (1)	58.97		17:54:01.376

P26 26 R		Andy HOWLETT		MZ -		
IDEAL LAP TIME :		BEST LAP TIME :		DIFFERENCE :		
LAP	SECTOR 1	SECTOR 2	LAP TIME	MPH	DIFF	TIME OF DAY
1 -		53.372	2:15.353	57.98		17:45:00.257

P27 343 R		Murray SMOKER		MZ -		
IDEAL LAP TIME : 2:24.001		BEST LAP TIME :		DIFFERENCE :		
LAP	SECTOR 1	SECTOR 2	LAP TIME	MPH	DIFF	TIME OF DAY
1 -		59.671	2:27.578	53.17		17:45:12.482

BMCRC - MRO Championships 2019 - Rnd 7 @ Cadwell Park

Chilton Motors 250 MZs & BMCRC Blue Haze 2-Stroke GP

RACE 15 - BEST SECTORS

SECTOR 1			SECTOR 2			IDEAL / BEST COMPARISON						
POS	NO	NAME	TIME	NO	NAME	TIME	POS	NO	NAME	IDEAL	BEST	DIFF
									PERFECT LAP	1:44.586		
1	111	BOWN	1:01.244	111	BOWN	43.342	1	111	BOWN	1:44.586	1:45.190	0.604
2	169	HOGG	1:01.354	169	HOGG	44.243	2	169	HOGG	1:45.597	1:45.597	0.000
3	64	ELLIS	1:02.022	64	ELLIS	44.743	3	64	ELLIS	1:46.765	1:47.489	0.724
4	3	BARRETT	1:02.797	95	ROGERS	45.002	4	44	DESSOY	1:49.530	1:49.530	0.000
5	85	WALES	1:03.933	44	DESSOY	45.457	5	85	WALES	1:49.688	1:49.781	0.093
6	60	GOUGH	1:04.061	11	MACHARD	45.614	6	95	ROGERS	1:49.769	1:49.795	0.026
7	44	DESSOY	1:04.073	85	WALES	45.755	7	11	MACHARD	1:49.859	1:50.707	0.848
8	55	TOLAND	1:04.090	55	TOLAND	45.877	8	3	BARRETT	1:49.952	1:50.214	0.262
9	11	MACHARD	1:04.245	75	WOODALL	45.913	9	55	TOLAND	1:49.967	1:50.534	0.567
10	75	WOODALL	1:04.314	60	GOUGH	46.594	10	75	WOODALL	1:50.227	1:50.593	0.366
11	95	ROGERS	1:04.767	2	BEDFORD	46.805	11	60	GOUGH	1:50.655	1:50.655	0.000
12	2	BEDFORD	1:04.863	35	PENDRILL	47.140	12	2	BEDFORD	1:51.668	1:52.251	0.583
13	35	PENDRILL	1:05.287	3	BARRETT	47.155	13	35	PENDRILL	1:52.427	1:53.658	1.231
14	9	HOWLETT	1:06.080	9	HOWLETT	47.367	14	9	HOWLETT	1:53.447	1:53.457	0.010
15	69	MANN	1:06.158	69	MANN	47.394	15	69	MANN	1:53.552	1:53.563	0.011
16	113	NEWMAN	1:06.476	113	NEWMAN	47.543	16	113	NEWMAN	1:54.019	1:54.183	0.164
17	21	THURTL	1:07.921	21	THURTL	48.168	17	21	THURTL	1:56.089	1:56.917	0.828
18	32	ASHMEAD	1:08.050	32	ASHMEAD	48.301	18	32	ASHMEAD	1:56.351	1:57.674	1.323
19	56	TURNER	1:09.099	41	WILLIAMS	49.407	19	41	WILLIAMS	1:58.511	1:58.936	0.425
20	41	WILLIAMS	1:09.104	56	TURNER	49.596	20	56	TURNER	1:58.695	1:59.464	0.769
21	77	KILGAR	1:14.361	77	KILGAR	51.396	21	77	KILGAR	2:05.757	2:06.293	0.536
22	566	WILBY	1:14.763	566	WILBY	52.749	22	566	WILBY	2:07.512	2:07.512	0.000
23	14	CHRISTIE	1:14.856	93	GARRATT	52.864	23	93	GARRATT	2:07.887	2:07.887	0.000
24	93	GARRATT	1:15.023	26	HOWLETT	53.372	24	14	CHRISTIE	2:08.327	2:08.802	0.475
25	94	MILLINGTON	1:18.640	14	CHRISTIE	53.471	25	94	MILLINGTON	2:12.841	2:13.067	0.226
26	343	SMOKER	1:24.330	94	MILLINGTON	54.201	26	343	SMOKER	2:24.001		
27				343	SMOKER	59.671	27	26	HOWLETT			
28												

Weather / Track : Cloudy / Drying

Results can be found at www.tsl-timing.com

Cadwell Park

Circuit Length = 2.1800 miles

Start: 17:42 Flag 17:52 End: 17:54

Printed - 17:57 Saturday, 03 August 2019



BMCRC - MRO Championships 2019 - Rnd 7 @ Cadwell Park

Chilton Motors 250 MZs & BMCRC Blue Haze 2-Stroke GP

RACE 5 - GRID (9 Laps)

ROW 11	31	1:56.917	21 Stuart THURTLÉ	32	40 Doug BEACOCK	1						
ROW 10				28	1:50.707	11 Gael MACHARD	29	1:52.251	2 Nick BEDFORD	30	1:53.658	35 Evann PENDRILL
ROW 9	25	1:50.214	3 Tom BARRETT	26	1:50.534	55 Paul TOLAND	27	1:50.655	60 Daniel GOUGH			
ROW 8				22	1:45.190	111 Andrew BOWN	23	1:45.597	169 John HOGG	24	1:47.489	64 Phil ELLIS
ROW 7	19			20			21					
ROW 6				16		26 Andy HOWLETT	17		343 Murray SMOKER	18		96 Chris KENT
ROW 5	13	2:07.887	93 John GARRATT	14	2:08.802	14 Scot CHRISTIE	15	2:13.067	94 James MILLINGTON			
ROW 4				10	1:59.464	56 Russell TURNER	11	2:06.293	77 Christopher KILGAR	12	2:07.512	566 Michael WILBY
ROW 3	7	1:54.183	113 Liam NEWMAN	8	1:57.674	32 John ASHMEAD	9	1:58.936	41 Gary WILLIAMS			
ROW 2				4	1:50.593	75 Peter WOODALL	5	1:53.457	9 Gary HOWLETT	6	1:53.563	69 Alexander MANN
ROW 1	1	1:49.530	44 Robert DESSOY	2	1:49.781	85 Andrew WALES	3	1:49.795	95 Christopher ROGERS			
			Pole									

Cadwell Park
 Circuit Length = 2.1800 miles

These results are provisional until the conclusion of any judicial and technical matters.

Clerk Of Course :	Steward :	Timekeeper :
-------------------	-----------	--------------

Results can be found at www.tsl-timing.com

Printed - 18:00 Saturday, 03 August 2019





BMCRC - MRO Championships 2019 - Rnd 7 @ Cadwell Park

Chilton Motors 250 MZs & BMCRC Blue Haze 2-Stroke GP

RACE 5 - CLASSIFICATION

POS	NO	CL	PIC NAME	ENTRY	LAPS	TIME	GAP	DIFF	MPH	BEST	ON
1	13	GPF	1 Doug EDMONDSON	Yamaha - Stan Stephens Tuning	9	16:34.890			70.99	1:44.638	4
2	95		1 Christopher ROGERS	MZ - CB Racing	9	16:45.218	10.328	10.328	70.26	1:48.760	9
3	44		2 Robert DESSOY	MZ - Eastern Garage Racing	9	16:45.536	10.646	0.318	70.24	1:48.528	9
4	85		3 Andrew WALES	MZ - Illuminated Design LTD	9	16:45.896	11.006	0.360	70.21	1:49.942	9
5	111	GPF	2 Andrew BOWN	Yamaha -	9	16:46.474	11.584	0.578	70.17	1:44.877	4
6	69		4 Alexander MANN	MZ - HS RACING	9	17:02.477	27.587	16.003	69.07	1:51.190	4
7	64	GP	1 Phil ELLIS	Yamaha -	9	17:03.231	28.341	0.754	69.02	1:46.928	4
8	113		5 Liam NEWMAN	MZ - Team newman racing	9	17:03.928	29.038	0.697	68.98	1:51.032	4
9	75		6 Peter WOODALL	MZ - Core Projects Ltd	9	17:04.681	29.791	0.753	68.93	1:51.306	5
10	2	GP	2 Nick BEDFORD	Yamaha - Banx Race Paint	9	17:28.863	53.973	24.182	67.34	1:48.871	8
11	55	GPF	3 Paul TOLAND	Yamaha -	9	17:29.205	54.315	0.342	67.32	1:48.948	8
12	11	GPF	4 Gael MACHARD	Aprilia -	9	17:29.483	54.593	0.278	67.30	1:49.195	8
13	3	GP	3 Tom BARRETT	Honda - Aspire Classic Restoration	9	17:29.936	55.046	0.453	67.27	1:48.906	9
14	60	GPF	5 Daniel GOUGH	Yamaha - G Force Motorcycles	9	17:31.547	56.657	1.611	67.17	1:49.670	7
15	41		7 Gary WILLIAMS	MZ -	9	18:06.833	1:31.943	35.286	64.98	1:59.171	8
16	56		8 Russell TURNER	MZ -	9	18:07.353	1:32.463	0.520	64.95	1:58.383	6
17	21	GP	4 Stuart THURTLÉ	Honda - TeamTortoise	9	18:17.191	1:42.301	9.838	64.37	1:54.770	9
18	96		9 Chris KENT	MZ - Buxton Powder Coating / Anglesey Motorbike (8	16:40.261	1 Lap	1 Lap	62.76	1:50.983	7
19	566	R	1 Michael WILBY	MZ - Sziler UK	8	17:08.684	1 Lap	28.423	61.03	2:05.827	4
20	94		10 James MILLINGTON	MZ -	8	17:19.688	1 Lap	11.004	60.38	2:07.581	8
21	26	R	2 Andy HOWLETT	MZ -	8	17:19.853	1 Lap	0.165	60.37	2:06.794	6
22	14	R	3 Scot CHRISTIE	MZ -	8	17:24.582	1 Lap	4.729	60.10	2:07.342	8
23	93		11 John GARRATT	MZ - Chilton Motors	8	17:24.679	1 Lap	0.097	60.09	2:07.944	8
24	77	R	4 Christopher KILGAR	MZ - RAF motorsports association	8	17:52.406	1 Lap	27.727	58.54	2:05.954	3
25	343	R	5 Murray SMOKER	MZ -	8	18:30.835	1 Lap	38.429	56.52	2:16.299	2

NOT CLASSIFIED

DNF	169	GP	John HOGG	Yamaha -	7	13:17.063	2 Laps	1 Lap	68.92	1:45.725	4
DNF	9		Gary HOWLETT	MZ - HS Racing	4	7:40.850	5 Laps	3 Laps	68.11	1:52.271	2
DNF	35	GPF	Evann PENDRILL	Aprilia - AVClassics	4	8:32.075	5 Laps	51.225	61.30	1:53.351	2
DNF	32		John ASHMEAD	MZ -	2	4:01.172	7 Laps	2 Laps	65.08	1:57.148	2

FASTEST LAP

	13	GPF	Doug EDMONDSON	Yamaha - Stan Stephens Tuning	4	1:44.638		75.00 mph	120.70 kph		
	169	GP	John HOGG	Yamaha -	4	1:45.725		74.23 mph	119.46 kph		
	44		Robert DESSOY	MZ - Eastern Garage Racing	9	1:48.528		72.31 mph	116.37 kph		
	566	R	Michael WILBY	MZ - Sziler UK	4	2:05.827		62.37 mph	100.37 kph		

Class GPF - 92.5% of Race Speed = 65.66 mph

Class - 92.5% of Race Speed = 64.99 mph

Class GP - 92.5% of Race Speed = 63.84 mph

Class R - 92.5% of Race Speed = 56.45 mph

Cadwell Park

Circuit Length = 2.1800 miles

Start: 10:58 Flag 11:14 End: 11:16

Weather / Track : Bright / Dry

These results are provisional until the conclusion of any judicial and technical matters.

Clerk Of Course :	Steward :	Timekeeper :
-------------------	-----------	--------------

Results can be found at www.tsl-timing.com

Printed - 11:17 Sunday, 04 August 2019



BMCRC - MRO Championships 2019 - Rnd 7 @ Cadwell Park

Chilton Motors 250 MZs & BMCRC Blue Haze 2-Stroke GP

RACE 5 - LAP CHART

LAP 1 @ 11:00:12.550		
NO	BEHIND	LAP TIME

69		1:59.688
85	0.241	1:59.929
95	0.591	2:00.279
44	0.845	2:00.533
75	1.472	2:01.160
113	1.777	2:01.465
96	1.817	2:01.505
9	3.094	2:02.782
32	4.336	2:04.024
41	6.501	2:06.189
56	7.177	2:06.865
77	14.365	2:14.053
566	14.787	2:14.475
14	17.099	2:16.787
93	18.490	2:18.178
26	18.579	2:18.267
94	19.503	2:19.191
343	25.673	2:25.361
13	32.149	2:31.837
111	32.799	2:32.487
169	35.295	2:34.983
64	36.398	2:36.086
55	38.761	2:38.449
3	40.318	2:40.006
2	40.639	2:40.327
11	41.375	2:41.063
60	41.660	2:41.348
35	46.104	2:45.792
21	46.468	2:46.156

LAP 2 @ 11:02:03.399		
NO	BEHIND	LAP TIME

85		1:50.608
69	2.724	1:53.573
44	2.917	1:52.921
95	3.092	1:53.350
75	3.262	1:52.639
113	3.301	1:52.373
9	4.516	1:52.271
32	10.635	1:57.148
41	15.147	1:59.495
56	18.291	2:01.963
13	27.244	1:45.944
111	27.766	1:45.816
566	30.783	2:06.845
169	31.699	1:47.253
77	32.145	2:08.629
64	34.933	1:49.384
14	36.608	2:10.358
94	37.115	2:08.461
26	38.549	2:10.819
55	38.757	1:50.845
2	39.790	1:50.000
93	39.989	2:12.348
3	41.721	1:52.252
11	42.498	1:51.972
60	42.795	1:51.984
35	48.606	1:53.351
343	51.123	2:16.299
21	54.151	1:58.532
96	1:27.595	3:16.627

LAP 3 @ 11:03:54.529		
NO	BEHIND	LAP TIME

85		1:51.130
44	2.355	1:50.568
113	3.431	1:51.260
95	3.809	1:51.847
69	4.699	1:53.105
75	5.297	1:53.165
9	6.417	1:53.031
13	21.336	1:45.222
111	23.134	1:46.498
41	23.645	1:59.628
169	27.304	1:46.735
56	27.360	2:00.199
64	31.544	1:47.741
2	41.886	1:53.226
55	42.357	1:54.730
11	43.396	1:52.028
3	45.929	1:55.338
60	46.503	1:54.838
77	46.969	2:05.954
566	48.534	2:08.881
35	53.866	1:56.390
14	54.330	2:08.852
94	55.300	2:09.315
26	57.033	2:09.614
93	58.293	2:09.434
21	1:01.018	1:57.997
343	1:18.108	2:18.115
96	1:35.147	1:58.682

LAP 4 @ 11:05:45.356		
NO	BEHIND	LAP TIME

85		1:50.827
44	2.774	1:51.246
95	2.964	1:49.982
113	3.636	1:51.032
69	5.062	1:51.190
75	5.855	1:51.385
9	8.356	1:52.766
13	15.147	1:44.638
111	17.184	1:44.877
169	22.202	1:45.725
64	27.645	1:46.928
41	32.583	1:59.765
56	36.835	2:00.302
2	42.640	1:51.581
55	42.839	1:51.309
11	43.118	1:50.549
3	46.696	1:51.594
60	46.739	1:51.063
35	59.581	1:56.542
77	1:03.094	2:06.952
566	1:03.534	2:05.827
21	1:06.882	1:56.691
14	1:10.957	2:07.454
94	1:12.907	2:08.434
93	1:16.392	2:08.926
26	1:16.832	2:10.626
96	1:38.068	1:53.748
343	1:45.666	2:18.385

LAP 5 @ 11:07:35.941		
NO	BEHIND	LAP TIME

85		1:50.585
44	2.657	1:50.468
95	2.737	1:50.358
113	5.097	1:52.046
69	6.034	1:51.557
75	6.576	1:51.306
13	9.371	1:44.809
111	14.086	1:47.487
169	19.337	1:47.720
64	25.208	1:48.148
41	43.782	2:01.784
2	43.846	1:51.791
55	44.369	1:52.115
11	44.826	1:52.293
56	45.946	1:59.696
3	47.795	1:51.684
60	48.483	1:52.329
21	1:12.947	1:56.650
77	1:20.128	2:07.619
566	1:20.489	2:07.540
14	1:28.926	2:08.554
94	1:31.055	2:08.733
93	1:34.485	2:08.678
26	1:34.768	2:08.521
96	1:40.712	1:53.229

LAP 6 @ 11:09:26.829		
NO	BEHIND	LAP TIME

85		1:50.888
44	1.813	1:50.044
95	1.911	1:50.062
13	3.931	1:45.448
113	7.800	1:53.591
69	8.833	1:53.687
75	9.639	1:53.951
111	10.564	1:47.366
169	16.972	1:48.523
343	1 Lap	2:16.498
64	22.328	1:48.008
2	44.556	1:51.598
55	44.681	1:51.200
11	44.932	1:50.994
3	47.629	1:50.722
60	48.260	1:50.665
41	53.338	2:00.444
56	53.441	1:58.383
21	1:18.753	1:56.694
566	1:39.729	2:10.128
96	1:44.158	1:54.334
14	1:46.408	2:08.370

LAP 7 @ 11:11:16.067		
NO	BEHIND	LAP TIME

13		1:45.307
94	1 Lap	2:09.186
26	1 Lap	2:06.794
77	1 Lap	2:22.003
85	2.070	1:51.308
95	2.707	1:50.034
44	2.883	1:50.308
93	1 Lap	2:09.112

111	7.542	1:46.216
69	11.240	1:51.645
113	11.634	1:53.072
75	12.337	1:51.936
169	13.858	1:46.124
64	20.252	1:47.162
55	46.535	1:51.092
2	46.890	1:51.572
11	47.464	1:51.770
3	47.716	1:49.325
60	48.692	1:49.670
343	1 Lap	2:17.474
41	1:04.436	2:00.336
56	1:05.036	2:00.833
21	1:24.353	1:54.838

3	55.046	1:48.906
60	56.657	1:49.819
77	1 Lap	2:24.496
41	1:31.943	2:00.021
56	1:32.463	1:59.810
21	1:42.301	1:54.770
343	1 Lap	2:17.752

LAP 8 @ 11:13:01.286		
NO	BEHIND	LAP TIME

13		1:45.219
96	1 Lap	1:50.983
85	7.530	1:50.679
95	8.034	1:50.546
44	8.584	1:50.920
111	10.822	1:48.499
566	1 Lap	2:07.615
69	21.057	1:55.036
113	21.566	1:55.151
75	22.696	1:55.578
94	1 Lap	2:08.787
26	1 Lap	2:08.002
64	25.125	1:50.092
93	1 Lap	2:10.059
14	1 Lap	2:16.865
77	1 Lap	2:22.700
55	50.264	1:48.948
2	50.542	1:48.871
11	51.440	1:49.195
3	52.606	1:50.109
60	53.304	1:49.831
41	1:18.388	1:59.171
56	1:19.119	1:59.302
343	1 Lap	2:20.951
21	1:33.997	1:54.863

LAP 9 @ 11:14:47.752		
NO	BEHIND	LAP TIME

13		1:46.466
96	1 Lap	1:51.153
95	10.328	1:48.760
44	10.646	1:48.528
85	11.006	1:49.942
111	11.584	1:47.228
69	27.587	1:52.996
64	28.341	1:49.682
113	29.038	1:53.938
75	29.791	1:53.561
566	1 Lap	2:07.373
94	1 Lap	2:07.581
26	1 Lap	2:07.210
14	1 Lap	2:07.342
93	1 Lap	2:07.944
2	53.973	1:49.897
55	54.315	1:50.517
11	54.593	1:49.619

Cadwell Park

Circuit Length = 2.1800 miles

Start: 10:58 Flag 11:14 End: 11:16

Weather / Track : Bright / Dry

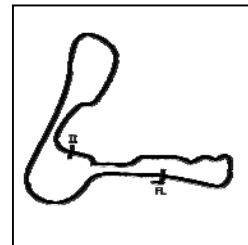
Results can be found at www.tsl-timing.com

Printed - 11:18 Sunday, 04 August 2019

BMCRC - MRO Championships 2019 - Rnd 7 @ Cadwell Park

Chilton Motors 250 MZs & BMCRC Blue Haze 2-Stroke GP

RACE 5 - SECTOR ANALYSIS



SECTOR 1 = FL to I1, SECTOR 2 = I1 to FL, DIFF = Difference To Personal Best Lap, P = Crossed Finish Line in Pit Lane, D = Time Disallowed

P1 13 GPF		Doug EDMONDSON		Yamaha - Stan Stephens Tuning		
IDEAL LAP TIME : 1:44.006		BEST LAP TIME : 1:44.638		DIFFERENCE : 0.632		
LAP	SECTOR 1	SECTOR 2	LAP TIME	MPH	DIFF	TIME OF DAY
1 -		43.905	2:31.837	51.68	47.199	11:00:44.699
2 -	1:01.690	44.254	1:45.944	74.07	1.306	11:02:30.643
3 -	1:00.859	44.363	1:45.222	74.58	0.584	11:04:15.865
4 -	1:00.899	43.739	1:44.638 (1)	75.00		11:06:00.503
5 -	1:00.267	44.542	1:44.809 (2)	74.87	0.171	11:07:45.312
6 -	1:01.606	43.842	1:45.448	74.42	0.810	11:09:30.760
7 -	1:00.612	44.695	1:45.307	74.52	0.669	11:11:16.067
8 -	1:00.928	44.291	1:45.219 (3)	74.58	0.581	11:13:01.286
9 -	1:01.209	45.257	1:46.466	73.71	1.828	11:14:47.752

P2 95		Christopher ROGERS		MZ - CB Racing		
IDEAL LAP TIME : 1:48.760		BEST LAP TIME : 1:48.760		DIFFERENCE : 0.000		
LAP	SECTOR 1	SECTOR 2	LAP TIME	MPH	DIFF	TIME OF DAY
1 -		46.763	2:00.279	65.24	11.519	11:00:13.141
2 -	1:05.515	47.835	1:53.350	69.23	4.590	11:02:06.491
3 -	1:05.924	45.923	1:51.847	70.16	3.087	11:03:58.338
4 -	1:04.342	45.640	1:49.982 (2)	71.35	1.222	11:05:48.320
5 -	1:04.495	45.863	1:50.358	71.11	1.598	11:07:38.678
6 -	1:04.246	45.816	1:50.062	71.30	1.302	11:09:28.740
7 -	1:03.723	46.311	1:50.034 (3)	71.32	1.274	11:11:18.774
8 -	1:04.927	45.619	1:50.546	70.99	1.786	11:13:09.320
9 -	1:03.688	45.072	1:48.760 (1)	72.15		11:14:58.080

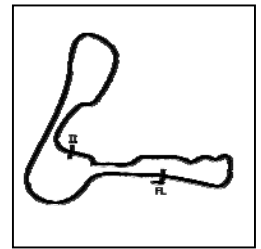
P3 44		Robert DESOY		MZ - Eastern Garage Racing		
IDEAL LAP TIME : 1:48.528		BEST LAP TIME : 1:48.528		DIFFERENCE : 0.000		
LAP	SECTOR 1	SECTOR 2	LAP TIME	MPH	DIFF	TIME OF DAY
1 -		46.657	2:00.533	65.11	12.005	11:00:13.395
2 -	1:04.564	48.357	1:52.921	69.50	4.393	11:02:06.316
3 -	1:04.536	46.032	1:50.568	70.97	2.040	11:03:56.884
4 -	1:04.979	46.267	1:51.246	70.54	2.718	11:05:48.130
5 -	1:04.217	46.251	1:50.468	71.04	1.940	11:07:38.598
6 -	1:03.980	46.064	1:50.044 (2)	71.31	1.516	11:09:28.642
7 -	1:03.917	46.391	1:50.308 (3)	71.14	1.780	11:11:18.950
8 -	1:04.850	46.070	1:50.920	70.75	2.392	11:13:09.870
9 -	1:03.578	44.950	1:48.528 (1)	72.31		11:14:58.398

P4 85		Andrew WALES		MZ - Illuminated Design LTD		
IDEAL LAP TIME : 1:49.642		BEST LAP TIME : 1:49.942		DIFFERENCE : 0.300		
LAP	SECTOR 1	SECTOR 2	LAP TIME	MPH	DIFF	TIME OF DAY
1 -		46.797	1:59.929	65.43	9.987	11:00:12.791
2 -	1:04.657	45.951	1:50.608 (3)	70.95	0.666	11:02:03.399
3 -	1:04.918	46.212	1:51.130	70.62	1.188	11:03:54.529
4 -	1:04.841	45.986	1:50.827	70.81	0.885	11:05:45.356
5 -	1:04.640	45.945	1:50.585 (2)	70.96	0.643	11:07:35.941
6 -	1:04.523	46.365	1:50.888	70.77	0.946	11:09:26.829
7 -	1:04.470	46.838	1:51.308	70.50	1.366	11:11:18.137
8 -	1:04.677	46.002	1:50.679	70.90	0.737	11:13:08.816
9 -	1:04.770	45.172	1:49.942 (1)	71.38		11:14:58.758

BMCRC - MRO Championships 2019 - Rnd 7 @ Cadwell Park

Chilton Motors 250 MZs & BMCRC Blue Haze 2-Stroke GP

RACE 5 - SECTOR ANALYSIS



SECTOR 1 = FL to I1, SECTOR 2 = I1 to FL, DIFF = Difference To Personal Best Lap, P = Crossed Finish Line in Pit Lane, D = Time Disallowed

P5 111 GPF Andrew BOWN		Yamaha -				
IDEAL LAP TIME : 1:44.328		BEST LAP TIME : 1:44.877		DIFFERENCE : 0.549		
LAP	SECTOR 1	SECTOR 2	LAP TIME	MPH	DIFF	TIME OF DAY
1 -		43.271	2:32.487	51.46	47.610	11:00:45.349
2 -	1:01.465	44.351	1:45.816 (2)	74.16	0.939	11:02:31.165
3 -	1:01.057	45.441	1:46.498	73.69	1.621	11:04:17.663
4 -	1:01.324	43.553	1:44.877 (1)	74.83		11:06:02.540
5 -	1:01.223	46.264	1:47.487	73.01	2.610	11:07:50.027
6 -	1:01.816	45.550	1:47.366	73.09	2.489	11:09:37.393
7 -	1:02.160	44.056	1:46.216 (3)	73.88	1.339	11:11:23.609
8 -	1:04.027	44.472	1:48.499	72.33	3.622	11:13:12.108
9 -	1:02.001	45.227	1:47.228	73.19	2.351	11:14:59.336

P6 69 Alexander MANN		MZ - HS RACING				
IDEAL LAP TIME : 1:51.171		BEST LAP TIME : 1:51.190		DIFFERENCE : 0.019		
LAP	SECTOR 1	SECTOR 2	LAP TIME	MPH	DIFF	TIME OF DAY
1 -		46.794	1:59.688	65.57	8.498	11:00:12.550
2 -	1:05.207	48.366	1:53.573	69.10	2.383	11:02:06.123
3 -	1:05.988	47.117	1:53.105	69.38	1.915	11:03:59.228
4 -	1:04.409	46.781	1:51.190 (1)	70.58		11:05:50.418
5 -	1:04.793	46.764	1:51.557 (2)	70.35	0.367	11:07:41.975
6 -	1:06.097	47.590	1:53.687	69.03	2.497	11:09:35.662
7 -	1:04.862	46.783	1:51.645 (3)	70.29	0.455	11:11:27.307
8 -	1:06.303	48.733	1:55.036	68.22	3.846	11:13:22.343
9 -	1:06.234	46.762	1:52.996	69.45	1.806	11:15:15.339

P7 64 GP Phil ELLIS		Yamaha -				
IDEAL LAP TIME : 1:46.587		BEST LAP TIME : 1:46.928		DIFFERENCE : 0.341		
LAP	SECTOR 1	SECTOR 2	LAP TIME	MPH	DIFF	TIME OF DAY
1 -		45.308	2:36.086	50.28	49.158	11:00:48.948
2 -	1:02.272	47.112	1:49.384	71.74	2.456	11:02:38.332
3 -	1:02.905	44.836	1:47.741 (3)	72.84	0.813	11:04:26.073
4 -	1:01.798	45.130	1:46.928 (1)	73.39		11:06:13.001
5 -	1:01.956	46.192	1:48.148	72.56	1.220	11:08:01.149
6 -	1:01.751	46.257	1:48.008	72.66	1.080	11:09:49.157
7 -	1:02.227	44.935	1:47.162 (2)	73.23	0.234	11:11:36.319
8 -	1:02.757	47.335	1:50.092	71.28	3.164	11:13:26.411
9 -	1:03.277	46.405	1:49.682	71.55	2.754	11:15:16.093

P8 113 Liam NEWMAN		MZ - Team newman racing				
IDEAL LAP TIME : 1:51.032		BEST LAP TIME : 1:51.032		DIFFERENCE : 0.000		
LAP	SECTOR 1	SECTOR 2	LAP TIME	MPH	DIFF	TIME OF DAY
1 -		46.832	2:01.465	64.61	10.433	11:00:14.327
2 -	1:05.857	46.516	1:52.373	69.83	1.341	11:02:06.700
3 -	1:05.175	46.085	1:51.260 (2)	70.53	0.228	11:03:57.960
4 -	1:05.034	45.998	1:51.032 (1)	70.68		11:05:48.992
5 -	1:05.330	46.716	1:52.046 (3)	70.04	1.014	11:07:41.038
6 -	1:06.446	47.145	1:53.591	69.09	2.559	11:09:34.629
7 -	1:06.192	46.880	1:53.072	69.40	2.040	11:11:27.701
8 -	1:06.122	49.029	1:55.151	68.15	4.119	11:13:22.852
9 -	1:06.601	47.337	1:53.938	68.88	2.906	11:15:16.790

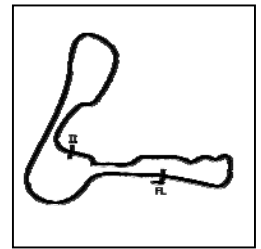
Weather / Track : Bright / Dry

Cadwell Park
Circuit Length = 2.1800 miles
Start: 10:58 Flag 11:14 End: 11:16

BMCRC - MRO Championships 2019 - Rnd 7 @ Cadwell Park

Chilton Motors 250 MZs & BMCRC Blue Haze 2-Stroke GP

RACE 5 - SECTOR ANALYSIS



SECTOR 1 = FL to I1, SECTOR 2 = I1 to FL, DIFF = Difference To Personal Best Lap, P = Crossed Finish Line in Pit Lane, D = Time Disallowed

P9 75 Peter WOODALL		MZ - Core Projects Ltd				
IDEAL LAP TIME : 1:51.065		BEST LAP TIME : 1:51.306		DIFFERENCE : 0.241		
LAP	SECTOR 1	SECTOR 2	LAP TIME	MPH	DIFF	TIME OF DAY
1 -		47.016	2:01.160	64.77	9.854	11:00:14.022
2 -	1:04.971	47.668	1:52.639	69.67	1.333	11:02:06.661
3 -	1:06.099	47.066	1:53.165	69.35	1.859	11:03:59.826
4 -	1:04.673	46.712	1:51.385 (2)	70.45	0.079	11:05:51.211
5 -	1:04.914	46.392	1:51.306 (1)	70.50		11:07:42.517
6 -	1:06.160	47.791	1:53.951	68.87	2.645	11:09:36.468
7 -	1:05.108	46.828	1:51.936 (3)	70.11	0.630	11:11:28.404
8 -	1:07.044	48.534	1:55.578	67.90	4.272	11:13:23.982
9 -	1:05.808	47.753	1:53.561	69.10	2.255	11:15:17.543

P10 2 GP Nick BEDFORD		Yamaha - Banx Race Paint				
IDEAL LAP TIME : 1:48.871		BEST LAP TIME : 1:48.871		DIFFERENCE : 0.000		
LAP	SECTOR 1	SECTOR 2	LAP TIME	MPH	DIFF	TIME OF DAY
1 -		47.196	2:40.327	48.95	51.456	11:00:53.189
2 -	1:03.787	46.213	1:50.000 (3)	71.34	1.129	11:02:43.189
3 -	1:05.627	47.599	1:53.226	69.31	4.355	11:04:36.415
4 -	1:04.630	46.951	1:51.581	70.33	2.710	11:06:27.996
5 -	1:04.386	47.405	1:51.791	70.20	2.920	11:08:19.787
6 -	1:04.300	47.298	1:51.598	70.32	2.727	11:10:11.385
7 -	1:04.574	46.998	1:51.572	70.34	2.701	11:12:02.957
8 -	1:03.113	45.758	1:48.871 (1)	72.08		11:13:51.828
9 -	1:03.495	46.402	1:49.897 (2)	71.41	1.026	11:15:41.725

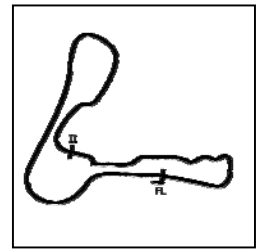
P11 55 GPF Paul TOLAND		Yamaha -				
IDEAL LAP TIME : 1:48.948		BEST LAP TIME : 1:48.948		DIFFERENCE : 0.000		
LAP	SECTOR 1	SECTOR 2	LAP TIME	MPH	DIFF	TIME OF DAY
1 -		46.479	2:38.449	49.53	49.501	11:00:51.311
2 -	1:04.173	46.672	1:50.845 (3)	70.80	1.897	11:02:42.156
3 -	1:07.673	47.057	1:54.730	68.40	5.782	11:04:36.886
4 -	1:04.433	46.876	1:51.309	70.50	2.361	11:06:28.195
5 -	1:04.471	47.644	1:52.115	70.00	3.167	11:08:20.310
6 -	1:04.036	47.164	1:51.200	70.57	2.252	11:10:11.510
7 -	1:04.175	46.917	1:51.092	70.64	2.144	11:12:02.602
8 -	1:03.083	45.865	1:48.948 (1)	72.03		11:13:51.550
9 -	1:04.475	46.042	1:50.517 (2)	71.01	1.569	11:15:42.067

P12 11 GPF Gael MACHARD		Aprilia -				
IDEAL LAP TIME : 1:49.195		BEST LAP TIME : 1:49.195		DIFFERENCE : 0.000		
LAP	SECTOR 1	SECTOR 2	LAP TIME	MPH	DIFF	TIME OF DAY
1 -		47.108	2:41.063	48.72	51.868	11:00:53.925
2 -	1:04.928	47.044	1:51.972	70.08	2.777	11:02:45.897
3 -	1:04.681	47.347	1:52.028	70.05	2.833	11:04:37.925
4 -	1:03.683	46.866	1:50.549 (3)	70.99	1.354	11:06:28.474
5 -	1:04.512	47.781	1:52.293	69.88	3.098	11:08:20.767
6 -	1:03.942	47.052	1:50.994	70.70	1.799	11:10:11.761
7 -	1:04.439	47.331	1:51.770	70.21	2.575	11:12:03.531
8 -	1:03.659	45.536	1:49.195 (1)	71.87		11:13:52.726
9 -	1:03.923	45.696	1:49.619 (2)	71.59	0.424	11:15:42.345

BMCRC - MRO Championships 2019 - Rnd 7 @ Cadwell Park

Chilton Motors 250 MZs & BMCRC Blue Haze 2-Stroke GP

RACE 5 - SECTOR ANALYSIS



SECTOR 1 = FL to I1, SECTOR 2 = I1 to FL, DIFF = Difference To Personal Best Lap, P = Crossed Finish Line in Pit Lane, D = Time Disallowed

P13		3 GP		Tom BARRETT		Honda - Aspire Classic Restoration	
IDEAL LAP TIME : 1:48.728		BEST LAP TIME : 1:48.906		DIFFERENCE : 0.178			
LAP	SECTOR 1	SECTOR 2	LAP TIME	MPH	DIFF	TIME OF DAY	
1 -		47.298	2:40.006	49.04	51.100	11:00:52.868	
2 -	1:04.596	47.656	1:52.252	69.91	3.346	11:02:45.120	
3 -	1:05.289	50.049	1:55.338	68.04	6.432	11:04:40.458	
4 -	1:03.284	48.310	1:51.594	70.32	2.688	11:06:32.052	
5 -	1:03.223	48.461	1:51.684	70.27	2.778	11:08:23.736	
6 -	1:03.483	47.239	1:50.722	70.88	1.816	11:10:14.458	
7 -	1:02.468	46.857	1:49.325 (2)	71.78	0.419	11:12:03.783	
8 -	1:03.009	47.100	1:50.109 (3)	71.27	1.203	11:13:53.892	
9 -	1:02.646	46.260	1:48.906 (1)	72.06		11:15:42.798	

P14		60 GPF		Daniel GOUGH		Yamaha - G Force Motorcycles	
IDEAL LAP TIME : 1:49.473		BEST LAP TIME : 1:49.670		DIFFERENCE : 0.197			
LAP	SECTOR 1	SECTOR 2	LAP TIME	MPH	DIFF	TIME OF DAY	
1 -		46.908	2:41.348	48.64	51.678	11:00:54.210	
2 -	1:05.093	46.891	1:51.984	70.08	2.314	11:02:46.194	
3 -	1:06.271	48.567	1:54.838	68.34	5.168	11:04:41.032	
4 -	1:04.348	46.715	1:51.063	70.66	1.393	11:06:32.095	
5 -	1:04.028	48.301	1:52.329	69.86	2.659	11:08:24.424	
6 -	1:03.705	46.960	1:50.665	70.91	0.995	11:10:15.089	
7 -	1:03.448	46.222	1:49.670 (1)	71.56		11:12:04.759	
8 -	1:03.546	46.285	1:49.831 (3)	71.45	0.161	11:13:54.590	
9 -	1:03.794	46.025	1:49.819 (2)	71.46	0.149	11:15:44.409	

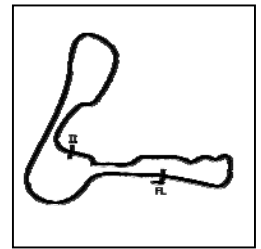
P15		41		Gary WILLIAMS		MZ -	
IDEAL LAP TIME : 1:57.923		BEST LAP TIME : 1:59.171		DIFFERENCE : 1.248			
LAP	SECTOR 1	SECTOR 2	LAP TIME	MPH	DIFF	TIME OF DAY	
1 -		49.002	2:06.189	62.19	7.018	11:00:19.051	
2 -	1:08.921	50.574	1:59.495 (2)	65.67	0.324	11:02:18.546	
3 -	1:09.195	50.433	1:59.628 (3)	65.60	0.457	11:04:18.174	
4 -	1:09.306	50.459	1:59.765	65.52	0.594	11:06:17.939	
5 -	1:10.093	51.691	2:01.784	64.44	2.613	11:08:19.723	
6 -	1:09.506	50.938	2:00.444	65.15	1.273	11:10:20.167	
7 -	1:09.449	50.887	2:00.336	65.21	1.165	11:12:20.503	
8 -	1:09.081	50.090	1:59.171 (1)	65.85		11:14:19.674	
9 -	1:10.102	49.919	2:00.021	65.38	0.850	11:16:19.695	

P16		56		Russell TURNER		MZ -	
IDEAL LAP TIME : 1:57.828		BEST LAP TIME : 1:58.383		DIFFERENCE : 0.555			
LAP	SECTOR 1	SECTOR 2	LAP TIME	MPH	DIFF	TIME OF DAY	
1 -		49.854	2:06.865	61.86	8.482	11:00:19.727	
2 -	1:11.498	50.465	2:01.963	64.34	3.580	11:02:21.690	
3 -	1:10.129	50.070	2:00.199	65.29	1.816	11:04:21.889	
4 -	1:10.224	50.078	2:00.302	65.23	1.919	11:06:22.191	
5 -	1:08.865	50.831	1:59.696 (3)	65.56	1.313	11:08:21.887	
6 -	1:09.420	48.963	1:58.383 (1)	66.29		11:10:20.270	
7 -	1:10.185	50.648	2:00.833	64.94	2.450	11:12:21.103	
8 -	1:09.074	50.228	1:59.302 (2)	65.78	0.919	11:14:20.405	
9 -	1:09.388	50.422	1:59.810	65.50	1.427	11:16:20.215	

BMCRC - MRO Championships 2019 - Rnd 7 @ Cadwell Park

Chilton Motors 250 MZs & BMCRC Blue Haze 2-Stroke GP

RACE 5 - SECTOR ANALYSIS



SECTOR 1 = FL to I1, SECTOR 2 = I1 to FL, DIFF = Difference To Personal Best Lap, P = Crossed Finish Line in Pit Lane, D = Time Disallowed

P17 21 GP		Stuart THURTLE		Honda - TeamTortoise		
IDEAL LAP TIME : 1:54.696		BEST LAP TIME : 1:54.770		DIFFERENCE : 0.074		
LAP	SECTOR 1	SECTOR 2	LAP TIME	MPH	DIFF	TIME OF DAY
1 -		49.332	2:46.156	47.23	51.386	11:00:59.018
2 -	1:09.545	48.987	1:58.532	66.21	3.762	11:02:57.550
3 -	1:09.106	48.891	1:57.997	66.51	3.227	11:04:55.547
4 -	1:08.093	48.598	1:56.691	67.25	1.921	11:06:52.238
5 -	1:07.735	48.915	1:56.650	67.27	1.880	11:08:48.888
6 -	1:07.846	48.848	1:56.694	67.25	1.924	11:10:45.582
7 -	1:06.811	48.027	1:54.838 (2)	68.34	0.068	11:12:40.420
8 -	1:06.774	48.089	1:54.863 (3)	68.32	0.093	11:14:35.283
9 -	1:06.848	47.922	1:54.770 (1)	68.38		11:16:30.053

P18 96		Chris KENT		MZ - Buxton Powder Coating / Anglesey Motorbike Club		
IDEAL LAP TIME : 1:50.170		BEST LAP TIME : 1:50.983		DIFFERENCE : 0.813		
LAP	SECTOR 1	SECTOR 2	LAP TIME	MPH	DIFF	TIME OF DAY
1 -		46.593	2:01.505	64.59	10.522	11:00:14.367
2 -	1:03.946	2:12.681	3:16.627	39.91	1:25.644	11:03:30.994
3 -	1:09.975	48.707	1:58.682	66.12	7.699	11:05:29.676
4 -	1:06.768	46.980	1:53.748	68.99	2.765	11:07:23.424
5 -	1:05.440	47.789	1:53.229 (3)	69.31	2.246	11:09:16.653
6 -	1:05.411	48.923	1:54.334	68.64	3.351	11:11:10.987
7 -	1:04.759	46.224	1:50.983 (1)	70.71		11:13:01.970
8 -	1:04.502	46.651	1:51.153 (2)	70.60	0.170	11:14:53.123

P19 566 R		Michael WILBY		MZ - Sziler UK		
IDEAL LAP TIME : 2:05.213		BEST LAP TIME : 2:05.827		DIFFERENCE : 0.614		
LAP	SECTOR 1	SECTOR 2	LAP TIME	MPH	DIFF	TIME OF DAY
1 -		51.652	2:14.475	58.36	8.648	11:00:27.337
2 -	1:14.258	52.587	2:06.845 (2)	61.87	1.018	11:02:34.182
3 -	1:15.836	53.045	2:08.881	60.89	3.054	11:04:43.063
4 -	1:13.561	52.266	2:05.827 (1)	62.37		11:06:48.890
5 -	1:14.446	53.094	2:07.540	61.53	1.713	11:08:56.430
6 -	1:15.632	54.496	2:10.128	60.31	4.301	11:11:06.558
7 -	1:15.007	52.608	2:07.615	61.49	1.788	11:13:14.173
8 -	1:15.022	52.351	2:07.373 (3)	61.61	1.546	11:15:21.546

P20 94		James MILLINGTON		MZ -		
IDEAL LAP TIME : 2:07.311		BEST LAP TIME : 2:07.581		DIFFERENCE : 0.270		
LAP	SECTOR 1	SECTOR 2	LAP TIME	MPH	DIFF	TIME OF DAY
1 -		53.693	2:19.191	56.38	11.610	11:00:32.053
2 -	1:15.766	52.695	2:08.461 (3)	61.09	0.880	11:02:40.514
3 -	1:15.776	53.539	2:09.315	60.68	1.734	11:04:49.829
4 -	1:15.399	53.035	2:08.434 (2)	61.10	0.853	11:06:58.263
5 -	1:15.817	52.916	2:08.733	60.96	1.152	11:09:06.996
6 -	1:15.781	53.405	2:09.186	60.75	1.605	11:11:16.182
7 -	1:14.943	53.844	2:08.787	60.93	1.206	11:13:24.969
8 -	1:15.213	52.368	2:07.581 (1)	61.51		11:15:32.550

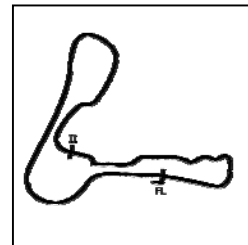
Weather / Track : Bright / Dry

Cadwell Park
Circuit Length = 2.1800 miles
Start: 10:58 Flag 11:14 End: 11:16

BMCRC - MRO Championships 2019 - Rnd 7 @ Cadwell Park

Chilton Motors 250 MZs & BMCRC Blue Haze 2-Stroke GP

RACE 5 - SECTOR ANALYSIS



SECTOR 1 = FL to I1, SECTOR 2 = I1 to FL, DIFF = Difference To Personal Best Lap, P = Crossed Finish Line in Pit Lane, D = Time Disallowed

P21 26 R Andy HOWLETT			MZ -			
IDEAL LAP TIME : 2:05.856		BEST LAP TIME : 2:06.794		DIFFERENCE : 0.938		
LAP	SECTOR 1	SECTOR 2	LAP TIME	MPH	DIFF	TIME OF DAY
1 -		53.349	2:18.267	56.75	11.473	11:00:31.129
2 -	1:16.846	53.973	2:10.819	59.99	4.025	11:02:41.948
3 -	1:15.441	54.173	2:09.614	60.54	2.820	11:04:51.562
4 -	1:16.310	54.316	2:10.626	60.08	3.832	11:07:02.188
5 -	1:16.180	52.341	2:08.521	61.06	1.727	11:09:10.709
6 -	1:13.789	53.005	2:06.794 (1)	61.89		11:11:17.503
7 -	1:14.548	53.454	2:08.002 (3)	61.31	1.208	11:13:25.505
8 -	1:15.143	52.067	2:07.210 (2)	61.69	0.416	11:15:32.715

P22 14 R Scot CHRISTIE			MZ -			
IDEAL LAP TIME : 2:06.476		BEST LAP TIME : 2:07.342		DIFFERENCE : 0.866		
LAP	SECTOR 1	SECTOR 2	LAP TIME	MPH	DIFF	TIME OF DAY
1 -		52.834	2:16.787	57.37	9.445	11:00:29.649
2 -	1:17.209	53.149	2:10.358	60.20	3.016	11:02:40.007
3 -	1:15.286	53.566	2:08.852	60.90	1.510	11:04:48.859
4 -	1:14.940	52.514	2:07.454 (2)	61.57	0.112	11:06:56.313
5 -	1:15.586	52.968	2:08.554	61.04	1.212	11:09:04.867
6 -	1:16.381	51.989	2:08.370 (3)	61.13	1.028	11:11:13.237
7 -	1:24.450	52.415	2:16.865	57.34	9.523	11:13:30.102
8 -	1:14.487	52.855	2:07.342 (1)	61.62		11:15:37.444

P23 93 John GARRATT			MZ - Chilton Motors			
IDEAL LAP TIME : 2:07.298		BEST LAP TIME : 2:07.944		DIFFERENCE : 0.646		
LAP	SECTOR 1	SECTOR 2	LAP TIME	MPH	DIFF	TIME OF DAY
1 -		53.747	2:18.178	56.79	10.234	11:00:31.040
2 -	1:17.451	54.897	2:12.348	59.29	4.404	11:02:43.388
3 -	1:15.408	54.026	2:09.434	60.63	1.490	11:04:52.822
4 -	1:15.134	53.792	2:08.926 (3)	60.87	0.982	11:07:01.748
5 -	1:15.696	52.982	2:08.678 (2)	60.98	0.734	11:09:10.426
6 -	1:15.069	54.043	2:09.112	60.78	1.168	11:11:19.538
7 -	1:15.777	54.282	2:10.059	60.34	2.115	11:13:29.597
8 -	1:15.715	52.229	2:07.944 (1)	61.33		11:15:37.541

P24 77 R Christopher KILGAR			MZ - RAF motorsports association			
IDEAL LAP TIME : 2:05.539		BEST LAP TIME : 2:05.954		DIFFERENCE : 0.415		
LAP	SECTOR 1	SECTOR 2	LAP TIME	MPH	DIFF	TIME OF DAY
1 -		52.238	2:14.053	58.54	8.099	11:00:26.915
2 -	1:13.749	54.880	2:08.629	61.01	2.675	11:02:35.544
3 -	1:13.301	52.653	2:05.954 (1)	62.30		11:04:41.498
4 -	1:14.197	52.755	2:06.952 (2)	61.81	0.998	11:06:48.450
5 -	1:13.954	53.665	2:07.619 (3)	61.49	1.665	11:08:56.069
6 -	1:23.786	58.217	2:22.003	55.26	16.049	11:11:18.072
7 -	1:23.651	59.049	2:22.700	54.99	16.746	11:13:40.772
8 -	1:24.905	59.591	2:24.496	54.31	18.542	11:16:05.268

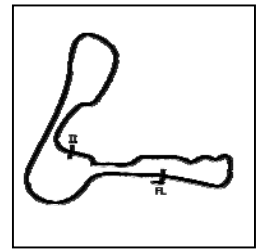
Weather / Track : Bright / Dry

Cadwell Park
Circuit Length = 2.1800 miles
Start: 10:58 Flag 11:14 End: 11:16

BMCRC - MRO Championships 2019 - Rnd 7 @ Cadwell Park

Chilton Motors 250 MZs & BMCRC Blue Haze 2-Stroke GP

RACE 5 - SECTOR ANALYSIS



SECTOR 1 = FL to I1, SECTOR 2 = I1 to FL, DIFF = Difference To Personal Best Lap, P = Crossed Finish Line in Pit Lane, D = Time Disallowed

P25 343 R		Murray SMOKER		MZ -		
IDEAL LAP TIME : 2:16.005		BEST LAP TIME : 2:16.299		DIFFERENCE : 0.294		
LAP	SECTOR 1	SECTOR 2	LAP TIME	MPH	DIFF	TIME OF DAY
1 -		56.470	2:25.361	53.98	9.062	11:00:38.223
2 -	1:19.665	56.634	2:16.299 (1)	57.57		11:02:54.522
3 -	1:20.495	57.620	2:18.115	56.82	1.816	11:05:12.637
4 -	1:22.045	56.340	2:18.385	56.71	2.086	11:07:31.022
5 -	1:19.950	56.548	2:16.498 (2)	57.49	0.199	11:09:47.520
6 -	1:20.361	57.113	2:17.474 (3)	57.08	1.175	11:12:04.994
7 -	1:23.253	57.698	2:20.951	55.67	4.652	11:14:25.945
8 -	1:21.281	56.471	2:17.752	56.97	1.453	11:16:43.697

P26 169 GP		John HOGG		Yamaha -		
IDEAL LAP TIME : 1:45.725		BEST LAP TIME : 1:45.725		DIFFERENCE : 0.000		
LAP	SECTOR 1	SECTOR 2	LAP TIME	MPH	DIFF	TIME OF DAY
1 -		44.663	2:34.983	50.63	49.258	11:00:47.845
2 -	1:02.138	45.115	1:47.253	73.17	1.528	11:02:35.098
3 -	1:01.912	44.823	1:46.735 (3)	73.52	1.010	11:04:21.833
4 -	1:01.426	44.299	1:45.725 (1)	74.23		11:06:07.558
5 -	1:01.628	46.092	1:47.720	72.85	1.995	11:07:55.278
6 -	1:02.314	46.209	1:48.523	72.31	2.798	11:09:43.801
7 -	1:01.815	44.309	1:46.124 (2)	73.95	0.399	11:11:29.925

P27 9		Gary HOWLETT		MZ - HS Racing		
IDEAL LAP TIME : 1:52.238		BEST LAP TIME : 1:52.271		DIFFERENCE : 0.033		
LAP	SECTOR 1	SECTOR 2	LAP TIME	MPH	DIFF	TIME OF DAY
1 -		47.452	2:02.782	63.91	10.511	11:00:15.644
2 -	1:05.428	46.843	1:52.271 (1)	69.90		11:02:07.915
3 -	1:06.221	46.810	1:53.031 (3)	69.43	0.760	11:04:00.946
4 -	1:05.796	46.970	1:52.766 (2)	69.59	0.495	11:05:53.712

P28 35 GPF		Evann PENDRILL		Aprilia - AVClassics		
IDEAL LAP TIME : 1:53.351		BEST LAP TIME : 1:53.351		DIFFERENCE : 0.000		
LAP	SECTOR 1	SECTOR 2	LAP TIME	MPH	DIFF	TIME OF DAY
1 -		48.674	2:45.792	47.33	52.441	11:00:58.654
2 -	1:05.895	47.456	1:53.351 (1)	69.23		11:02:52.005
3 -	1:06.683	49.707	1:56.390 (2)	67.42	3.039	11:04:48.395
4 -	1:07.793	48.749	1:56.542 (3)	67.34	3.191	11:06:44.937

P29 32		John ASHMEAD		MZ -		
IDEAL LAP TIME : 1:56.269		BEST LAP TIME : 1:57.148		DIFFERENCE : 0.879		
LAP	SECTOR 1	SECTOR 2	LAP TIME	MPH	DIFF	TIME OF DAY
1 -		47.821	2:04.024	63.27	6.876	11:00:16.886
2 -	1:08.448	48.700	1:57.148 (1)	66.99		11:02:14.034

BMCRC - MRO Championships 2019 - Rnd 7 @ Cadwell Park

Chilton Motors 250 MZs & BMCRC Blue Haze 2-Stroke GP

RACE 5 - BEST SECTORS

SECTOR 1			SECTOR 2			IDEAL / BEST COMPARISON						
POS	NO	NAME	TIME	NO	NAME	TIME	POS	NO	NAME	IDEAL	BEST	DIFF
									PERFECT LAP	1:43.538		
1	13	EDMONDSON	1:00.267	111	BOWN	43.271	1	13	EDMONDSON	1:44.006	1:44.638	0.632
2	111	BOWN	1:01.057	13	EDMONDSON	43.739	2	111	BOWN	1:44.328	1:44.877	0.549
3	169	HOGG	1:01.426	169	HOGG	44.299	3	169	HOGG	1:45.725	1:45.725	0.000
4	64	ELLIS	1:01.751	64	ELLIS	44.836	4	64	ELLIS	1:46.587	1:46.928	0.341
5	3	BARRETT	1:02.468	44	DESSOY	44.950	5	44	DESSOY	1:48.528	1:48.528	0.000
6	55	TOLAND	1:03.083	95	ROGERS	45.072	6	3	BARRETT	1:48.728	1:48.906	0.178
7	2	BEDFORD	1:03.113	85	WALES	45.172	7	95	ROGERS	1:48.760	1:48.760	0.000
8	60	GOUGH	1:03.448	11	MACHARD	45.536	8	2	BEDFORD	1:48.871	1:48.871	0.000
9	44	DESSOY	1:03.578	2	BEDFORD	45.758	9	55	TOLAND	1:48.948	1:48.948	0.000
10	11	MACHARD	1:03.659	55	TOLAND	45.865	10	11	MACHARD	1:49.195	1:49.195	0.000
11	95	ROGERS	1:03.688	113	NEWMAN	45.998	11	60	GOUGH	1:49.473	1:49.670	0.197
12	96	KENT	1:03.946	60	GOUGH	46.025	12	85	WALES	1:49.642	1:49.942	0.300
13	69	MANN	1:04.409	96	KENT	46.224	13	96	KENT	1:50.170	1:50.983	0.813
14	85	WALES	1:04.470	3	BARRETT	46.260	14	113	NEWMAN	1:51.032	1:51.032	0.000
15	75	WOODALL	1:04.673	75	WOODALL	46.392	15	75	WOODALL	1:51.065	1:51.306	0.241
16	113	NEWMAN	1:05.034	69	MANN	46.762	16	69	MANN	1:51.171	1:51.190	0.019
17	9	HOWLETT	1:05.428	9	HOWLETT	46.810	17	9	HOWLETT	1:52.238	1:52.271	0.033
18	35	PENDRILL	1:05.895	35	PENDRILL	47.456	18	35	PENDRILL	1:53.351	1:53.351	0.000
19	21	THURTL	1:06.774	32	ASHMEAD	47.821	19	21	THURTL	1:54.696	1:54.770	0.074
20	32	ASHMEAD	1:08.448	21	THURTL	47.922	20	32	ASHMEAD	1:56.269	1:57.148	0.879
21	56	TURNER	1:08.865	56	TURNER	48.963	21	56	TURNER	1:57.828	1:58.383	0.555
22	41	WILLIAMS	1:08.921	41	WILLIAMS	49.002	22	41	WILLIAMS	1:57.923	1:59.171	1.248
23	77	KILGAR	1:13.301	566	WILBY	51.652	23	566	WILBY	2:05.213	2:05.827	0.614
24	566	WILBY	1:13.561	14	CHRISTIE	51.989	24	77	KILGAR	2:05.539	2:05.954	0.415
25	26	HOWLETT	1:13.789	26	HOWLETT	52.067	25	26	HOWLETT	2:05.856	2:06.794	0.938
26	14	CHRISTIE	1:14.487	93	GARRATT	52.229	26	14	CHRISTIE	2:06.476	2:07.342	0.866
27	94	MILLINGTON	1:14.943	77	KILGAR	52.238	27	93	GARRATT	2:07.298	2:07.944	0.646
28	93	GARRATT	1:15.069	94	MILLINGTON	52.368	28	94	MILLINGTON	2:07.311	2:07.581	0.270
29	343	SMOKER	1:19.665	343	SMOKER	56.340	29	343	SMOKER	2:16.005	2:16.299	0.294

Weather / Track : Bright / Dry

Results can be found at www.tsl-timing.com

Cadwell Park

Circuit Length = 2.1800 miles

Start: 10:58 Flag 11:14 End: 11:16

Printed - 11:18 Sunday, 04 August 2019



BMCRC - MRO Championships 2019 - Rnd 7 @ Cadwell Park

Chilton Motors 250 MZs & BMCRC Blue Haze 2-Stroke GP

RACE 15 - GRID (9 Laps)

ROW 11	31	1:53.351	35 Evann PENDRILL	32	1:54.770	21 Stuart THURTLÉ	33	40 Doug BEACOCK				
ROW 10				28	1:48.948	55 Paul TOLAND	29	1:49.195	11 Gael MACHARD	30	1:49.670	60 Daniel GOUGH
ROW 9	25	1:46.928	64 Phil ELLIS	26	1:48.871	2 Nick BEDFORD	27	1:48.906	3 Tom BARRETT			
ROW 8				22	1:44.638	13 Doug EDMONDSON	23	1:44.877	111 Andrew BOWN	24	1:45.725	169 John HOGG
ROW 7	19			20			21					
ROW 6				16	2:07.581	94 James MILLINGTON	17	2:07.944	93 John GARRATT	18	2:16.299	343 Murray SMOKER
ROW 5	13	2:05.954	77 Christopher KILGAR	14	2:06.794	26 Andy HOWLETT	15	2:07.342	14 Scot CHRISTIE			
ROW 4				10	1:58.383	56 Russell TURNER	11	1:59.171	41 Gary WILLIAMS	12	2:05.827	566 Michael WILBY
ROW 3	7	1:51.306	75 Peter WOODALL	8	1:52.271	9 Gary HOWLETT	9	1:57.148	32 John ASHMEAD			
ROW 2				4	1:50.983	96 Chris KENT	5	1:51.032	113 Liam NEWMAN	6	1:51.190	69 Alexander MANN
ROW 1	1	1:48.528	44 Robert DESSOY	2	1:48.760	95 Christopher ROGERS	3	1:49.942	85 Andrew WALES			
			Pole									

Cadwell Park
 Circuit Length = 2.1800 miles

These results are provisional until the conclusion of any judicial and technical matters.

Clerk Of Course :	Steward :	Timekeeper :
-------------------	-----------	--------------

Results can be found at www.tsl-timing.com

Printed - 11:22 Sunday, 04 August 2019





BMCRC - MRO Championships 2019 - Rnd 7 @ Cadwell Park

Chilton Motors 250 MZs & BMCRC Blue Haze 2-Stroke GP

RACE 15 - CLASSIFICATION

POS	NO	CL	PIC NAME	ENTRY	LAPS	TIME	GAP	DIFF	MPH	BEST	ON
1	44		1 Robert DESSOY	MZ - Eastern Garage Racing	9	16:45.178			70.26	1:48.976	9
2	96		2 Chris KENT	MZ - Buxton Powder Coating / Anglesey Motorbike (9	16:45.337	0.159	0.159	70.25	1:49.855	9
3	85		3 Andrew WALES	MZ - Illuminated Design LTD	9	16:45.691	0.513	0.354	70.23	1:49.560	6
4	111	GPF	1 Andrew BOWN	Yamaha -	9	16:53.482	8.304	7.791	69.69	1:44.196	7
5	69		4 Alexander MANN	MZ - HS RACING	9	17:02.116	16.938	8.634	69.10	1:51.318	9
6	75		5 Peter WOODALL	MZ - Core Projects Ltd	9	17:02.928	17.750	0.812	69.04	1:51.299	7
7	95		6 Christopher ROGERS	MZ - CB Racing	9	17:03.269	18.091	0.341	69.02	1:50.963	7
8	113		7 Liam NEWMAN	MZ - Team newman racing	9	17:10.581	25.403	7.312	68.53	1:51.353	3
9	9		8 Gary HOWLETT	MZ - HS Racing	9	17:17.781	32.603	7.200	68.06	1:52.592	8
10	2	GP	1 Nick BEDFORD	Yamaha - Banx Race Paint	9	17:37.799	52.621	20.018	66.77	1:49.374	9
11	64	GP	2 Phil ELLIS	Yamaha -	9	17:38.703	53.525	0.904	66.71	1:49.272	4
12	11	GPF	2 Gael MACHARD	Aprilia -	9	17:38.856	53.678	0.153	66.70	1:49.944	7
13	3	GP	3 Tom BARRETT	Honda - Aspire Classic Restoration	9	17:39.123	53.945	0.267	66.68	1:47.997	9
14	55	GPF	3 Paul TOLAND	Yamaha -	9	17:39.750	54.572	0.627	66.65	1:48.254	9
15	60	GPF	4 Daniel GOUGH	Yamaha - G Force Motorcycles	9	17:44.909	59.731	5.159	66.32	1:49.978	7
16	41		9 Gary WILLIAMS	MZ -	9	17:56.600	1:11.422	11.691	65.60	1:56.711	9
17	56		10 Russell TURNER	MZ -	9	17:57.145	1:11.967	0.545	65.57	1:57.232	7
18	32		11 John ASHMEAD	MZ -	9	18:05.503	1:20.325	8.358	65.06	1:57.546	2
19	77	R	1 Christopher KILGAR	MZ - RAF motorsports association	9	18:28.722	1:43.544	23.219	63.70	2:01.020	4
20	21	GP	4 Stuart THURTL	Honda - TeamTortoise	9	18:35.082	1:49.904	6.360	63.34	1:55.675	2
21	566	R	2 Michael WILBY	MZ - Sziler UK	8	17:05.246	1 Lap	1 Lap	61.23	2:05.135	8
22	93		12 John GARRATT	MZ - Chilton Motors	8	17:18.143	1 Lap	12.897	60.47	2:07.052	8
23	94		13 James MILLINGTON	MZ -	8	17:27.157	1 Lap	9.014	59.95	2:08.178	5
24	26	R	3 Andy HOWLETT	MZ -	8	17:28.831	1 Lap	1.674	59.86	2:06.633	8

NOT CLASSIFIED

DNF	169	GP	John HOGG	Yamaha -	7	13:40.720	2 Laps	1 Lap	66.93	1:45.102	4
DNF	343	R	Murray SMOKER	MZ -	3	6:52.402	6 Laps	4 Laps	57.09	2:14.211	2
DNF	14	R	Scot CHRISTIE	MZ -	0						

FASTEST LAP

111	GPF	Andrew BOWN	Yamaha -	7	1:44.196	75.32 mph	121.21 kph
169	GP	John HOGG	Yamaha -	4	1:45.102	74.67 mph	120.17 kph
44		Robert DESSOY	MZ - Eastern Garage Racing	9	1:48.976	72.01 mph	115.89 kph
77	R	Christopher KILGAR	MZ - RAF motorsports association	4	2:01.020	64.84 mph	104.36 kph

Class - 92.5% of Race Speed = 64.99 mph
 Class GPF - 92.5% of Race Speed = 64.46 mph
 Class GP - 92.5% of Race Speed = 61.76 mph
 Class R - 92.5% of Race Speed = 58.92 mph

Cadwell Park
 Circuit Length = 2.1800 miles
 Start: 15:19 Flag 15:36 End: 15:38

Weather / Track : Bright / Dry

These results are provisional until the conclusion of any judicial and technical matters.

Clerk Of Course :	Steward :	Timekeeper :
-------------------	-----------	--------------

Results can be found at www.tsl-timing.com

Printed - 15:38 Sunday, 04 August 2019



BMCRC - MRO Championships 2019 - Rnd 7 @ Cadwell Park

Chilton Motors 250 MZs & BMCRC Blue Haze 2-Stroke GP

RACE 15 - LAP CHART

LAP 1 @ 15:21:37.159

NO	BEHIND	LAP TIME
44		1:58.929
96	0.183	1:59.112
113	2.141	2:01.070
85	2.251	2:01.180
95	3.086	2:02.015
69	3.259	2:02.188
75	3.716	2:02.645
9	5.498	2:04.427
41	8.952	2:07.881
32	9.090	2:08.019
56	9.622	2:08.551
77	13.115	2:12.044
566	15.735	2:14.664
93	19.665	2:18.594
26	21.516	2:20.445
343	22.657	2:21.586
94	22.872	2:21.801
111	46.725	2:45.654
169	48.778	2:47.707
2	52.715	2:51.644
55	53.247	2:52.176
11	54.027	2:52.956
3	55.036	2:53.965
60	55.916	2:54.845
64	56.477	2:55.406
21	57.758	2:56.687

LAP 2 @ 15:23:27.392

NO	BEHIND	LAP TIME
96		1:50.050
44	0.045	1:50.278
85	4.979	1:52.961
113	5.019	1:53.111
69	5.700	1:52.674
95	6.013	1:53.160
75	6.543	1:53.060
9	10.407	1:55.142
32	16.403	1:57.546
41	18.305	1:59.586
56	19.368	1:59.979
77	24.726	2:01.844
566	33.875	2:08.373
93	39.379	2:09.947
111	42.189	1:45.697
94	42.465	2:09.826
26	42.776	2:11.493
169	45.326	1:46.781
343	46.635	2:14.211
2	54.720	1:52.238
55	54.947	1:51.933
11	55.326	1:51.532
3	55.868	1:51.065
64	56.594	1:50.350
60	57.192	1:51.509
21	1:03.200	1:55.675

LAP 3 @ 15:25:17.361

NO	BEHIND	LAP TIME
96		1:49.969
44	1.234	1:51.158
85	5.266	1:50.256

113	6.403	1:51.353
69	7.541	1:51.810
95	7.984	1:51.940
75	8.705	1:52.131
9	14.502	1:54.064
32	24.300	1:57.866
41	27.287	1:58.951
56	27.470	1:58.071
77	36.758	2:02.001
111	38.429	1:46.209
169	41.900	1:46.543
566	52.307	2:08.401
2	56.738	1:51.987
55	57.664	1:52.686
11	58.174	1:52.817
64	58.618	1:51.993
93	58.752	2:09.342
3	1:00.769	1:54.870
60	1:01.311	1:54.088
94	1:02.059	2:09.563
26	1:04.673	2:11.866
21	1:11.355	1:58.124
343	1:13.271	2:16.605

LAP 4 @ 15:27:08.772

NO	BEHIND	LAP TIME
96		1:51.411
44	1.503	1:51.680
85	3.581	1:49.726
113	8.186	1:53.194
69	8.692	1:52.562
95	8.829	1:52.256
75	9.310	1:52.016
9	17.918	1:54.827
32	31.624	1:58.735
111	33.362	1:46.344
41	34.843	1:58.967
56	35.298	1:59.239
169	35.591	1:45.102
77	46.367	2:01.020
2	55.937	1:50.610
55	56.115	1:49.862
64	56.479	1:49.272
11	56.868	1:50.105
3	1:01.381	1:52.023
60	1:02.021	1:52.121
566	1:08.723	2:07.827
93	1:15.509	2:08.168
21	1:18.148	1:58.204
94	1:19.181	2:08.533
26	1:23.962	2:10.700

LAP 5 @ 15:29:00.386

NO	BEHIND	LAP TIME
96		1:51.614
44	1.600	1:51.711
85	1.765	1:49.798
69	9.729	1:52.651
95	10.270	1:53.055
113	11.086	1:54.514
75	11.266	1:53.570
9	20.907	1:54.603
111	28.584	1:46.836
169	29.611	1:45.634

32	39.232	1:59.222
41	42.659	1:59.430
56	43.146	1:59.462
2	54.800	1:50.477
55	55.898	1:51.397
11	56.040	1:50.786
64	56.178	1:51.313
77	56.892	2:02.139
3	1:01.232	1:51.465
60	1:01.683	1:51.276
566	1:24.773	2:07.664
21	1:25.424	1:58.890
93	1:32.630	2:08.735
94	1:35.745	2:08.178
26	1:43.757	2:11.409

LAP 6 @ 15:30:51.419

NO	BEHIND	LAP TIME
96		1:51.033
44	0.152	1:49.585
85	0.292	1:49.560
69	11.110	1:52.414
95	11.425	1:52.188
113	12.783	1:52.730
75	12.937	1:52.704
111	22.522	1:44.971
9	23.578	1:53.704
169	34.223	1:55.645
32	48.068	1:59.869
41	51.417	1:59.791
56	51.807	1:59.694
2	54.613	1:50.846
55	54.854	1:49.989
11	55.399	1:50.392
64	55.505	1:50.360
3	59.839	1:49.640
60	1:00.676	1:50.026
77	1:06.946	2:01.087
21	1:30.522	1:56.131
566	1:40.527	2:06.787
93	1:50.176	2:08.579

LAP 7 @ 15:32:43.586

NO	BEHIND	LAP TIME
96		1:52.167
44	0.261	1:52.276
85	0.341	1:52.216
94	1 Lap	2:10.515
26	1 Lap	2:08.153
95	10.221	1:50.963
69	11.242	1:52.299
75	12.069	1:51.299
113	13.249	1:52.633
111	14.551	1:44.196
9	24.293	1:52.882
169	35.364	1:53.308
2	52.852	1:50.406
11	53.176	1:49.944
64	54.477	1:51.139
32	55.037	1:59.136
55	56.595	1:53.908
56	56.872	1:57.232
3	57.004	1:49.332
41	57.151	1:57.901

LAP 8 @ 15:34:33.712

NO	BEHIND	LAP TIME
96		1:50.126
85	0.409	1:50.194
44	0.720	1:50.585
566	1 Lap	2:06.395
111	11.860	1:47.435
95	14.565	1:54.470
69	15.316	1:54.200
75	15.444	1:53.501
113	15.570	1:52.447
93	1 Lap	2:07.726
94	1 Lap	2:10.082
26	1 Lap	2:08.132
9	26.759	1:52.592
2	52.943	1:50.217
11	53.321	1:50.271
64	53.633	1:49.282
3	55.644	1:48.766
55	56.014	1:49.545
60	59.054	1:50.693
56	1:04.334	1:57.588
41	1:04.407	1:57.382
32	1:07.333	2:02.422
77	1:30.796	2:03.817
21	1:42.781	1:57.367

LAP 9 @ 15:36:23.408

NO	BEHIND	LAP TIME
44		1:48.976
96	0.159	1:49.855
85	0.513	1:49.800
111	8.304	1:46.140
69	16.938	1:51.318
75	17.750	1:52.002
95	18.091	1:53.222
566	1 Lap	2:05.135
113	25.403	1:59.529
9	32.603	1:55.540
93	1 Lap	2:07.052
94	1 Lap	2:08.659
26	1 Lap	2:06.633
2	52.621	1:49.374
64	53.525	1:49.588
11	53.678	1:50.053
3	53.945	1:47.997
55	54.572	1:48.254
60	59.731	1:50.373
41	1:11.422	1:56.711
56	1:11.967	1:57.329
32	1:20.325	2:02.688
77	1:43.544	2:02.444
21	1:49.904	1:56.819

Weather / Track : Bright / Dry

Results can be found at www.tsl-timing.com

Cadwell Park

Circuit Length = 2.1800 miles

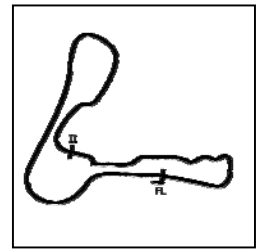
Start: 15:19 Flag 15:36 End: 15:38

Printed - 15:39 Sunday, 04 August 2019

BMCRC - MRO Championships 2019 - Rnd 7 @ Cadwell Park

Chilton Motors 250 MZs & BMCRC Blue Haze 2-Stroke GP

RACE 15 - SECTOR ANALYSIS



SECTOR 1 = FL to I1, SECTOR 2 = I1 to FL, DIFF = Difference To Personal Best Lap, P = Crossed Finish Line in Pit Lane, D = Time Disallowed

P1 44		Robert DESOY		MZ - Eastern Garage Racing			
IDEAL LAP TIME : 1:48.777		BEST LAP TIME : 1:48.976		DIFFERENCE : 0.199			
LAP	SECTOR 1	SECTOR 2	LAP TIME	MPH	DIFF	TIME OF DAY	
1 -		45.818	1:58.929	65.98	9.953	15:21:37.159	
2 -	1:03.987	46.291	1:50.278 (3)	71.16	1.302	15:23:27.437	
3 -	1:05.045	46.113	1:51.158	70.60	2.182	15:25:18.595	
4 -	1:04.777	46.903	1:51.680	70.27	2.704	15:27:10.275	
5 -	1:05.173	46.538	1:51.711	70.25	2.735	15:29:01.986	
6 -	1:03.634	45.951	1:49.585 (2)	71.61	0.609	15:30:51.571	
7 -	1:04.326	47.950	1:52.276	69.89	3.300	15:32:43.847	
8 -	1:04.718	45.867	1:50.585	70.96	1.609	15:34:34.432	
9 -	1:03.833	45.143	1:48.976 (1)	72.01		15:36:23.408	

P2 96		Chris KENT		MZ - Buxton Powder Coating / Anglesey Motorbike Club			
IDEAL LAP TIME : 1:49.190		BEST LAP TIME : 1:49.855		DIFFERENCE : 0.665			
LAP	SECTOR 1	SECTOR 2	LAP TIME	MPH	DIFF	TIME OF DAY	
1 -		45.801	1:59.112	65.88	9.257	15:21:37.342	
2 -	1:04.085	45.965	1:50.050 (3)	71.31	0.195	15:23:27.392	
3 -	1:04.443	45.526	1:49.969 (2)	71.36	0.114	15:25:17.361	
4 -	1:04.213	47.198	1:51.411	70.44	1.556	15:27:08.772	
5 -	1:04.564	47.050	1:51.614	70.31	1.759	15:29:00.386	
6 -	1:04.685	46.348	1:51.033	70.68	1.178	15:30:51.419	
7 -	1:04.888	47.279	1:52.167	69.96	2.312	15:32:43.586	
8 -	1:04.297	45.829	1:50.126	71.26	0.271	15:34:33.712	
9 -	1:04.750	45.105	1:49.855 (1)	71.44		15:36:23.567	

P3 85		Andrew WALES		MZ - Illuminated Design LTD			
IDEAL LAP TIME : 1:48.635		BEST LAP TIME : 1:49.560		DIFFERENCE : 0.925			
LAP	SECTOR 1	SECTOR 2	LAP TIME	MPH	DIFF	TIME OF DAY	
1 -		46.946	2:01.180	64.76	11.620	15:21:39.410	
2 -	1:05.457	47.504	1:52.961	69.47	3.401	15:23:32.371	
3 -	1:04.121	46.135	1:50.256	71.18	0.696	15:25:22.627	
4 -	1:03.630	46.096	1:49.726 (2)	71.52	0.166	15:27:12.353	
5 -	1:03.547	46.251	1:49.798 (3)	71.47	0.238	15:29:02.151	
6 -	1:03.689	45.871	1:49.560 (1)	71.63		15:30:51.711	
7 -	1:04.780	47.436	1:52.216	69.93	2.656	15:32:43.927	
8 -	1:04.420	45.774	1:50.194	71.22	0.634	15:34:34.121	
9 -	1:04.712	45.088	1:49.800	71.47	0.240	15:36:23.921	

P4 111 GPF		Andrew BOWN		Yamaha -			
IDEAL LAP TIME : 1:44.196		BEST LAP TIME : 1:44.196		DIFFERENCE : 0.000			
LAP	SECTOR 1	SECTOR 2	LAP TIME	MPH	DIFF	TIME OF DAY	
1 -		45.667	2:45.654	47.37	1:01.458	15:22:23.884	
2 -	1:01.358	44.339	1:45.697 (3)	74.25	1.501	15:24:09.581	
3 -	1:02.601	43.608	1:46.209	73.89	2.013	15:25:55.790	
4 -	1:01.475	44.869	1:46.344	73.79	2.148	15:27:42.134	
5 -	1:01.908	44.928	1:46.836	73.45	2.640	15:29:28.970	
6 -	1:01.247	43.724	1:44.971 (2)	74.76	0.775	15:31:13.941	
7 -	1:01.047	43.149	1:44.196 (1)	75.32		15:32:58.137	
8 -	1:02.471	44.964	1:47.435	73.04	3.239	15:34:45.572	
9 -	1:02.191	43.949	1:46.140	73.94	1.944	15:36:31.712	

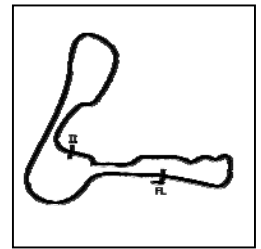
Weather / Track : Bright / Dry

Cadwell Park
Circuit Length = 2.1800 miles
Start: 15:19 Flag 15:36 End: 15:38

BMCRC - MRO Championships 2019 - Rnd 7 @ Cadwell Park

Chilton Motors 250 MZs & BMCRC Blue Haze 2-Stroke GP

RACE 15 - SECTOR ANALYSIS



SECTOR 1 = FL to I1, SECTOR 2 = I1 to FL, DIFF = Difference To Personal Best Lap, P = Crossed Finish Line in Pit Lane, D = Time Disallowed

P5 69		Alexander MANN		MZ - HS RACING		
IDEAL LAP TIME : 1:51.195		BEST LAP TIME : 1:51.318		DIFFERENCE : 0.123		
LAP	SECTOR 1	SECTOR 2	LAP TIME	MPH	DIFF	TIME OF DAY
1 -		47.292	2:02.188	64.22	10.870	15:21:40.418
2 -	1:04.893	47.781	1:52.674	69.65	1.356	15:23:33.092
3 -	1:04.893	46.917	1:51.810 (2)	70.19	0.492	15:25:24.902
4 -	1:04.609	47.953	1:52.562	69.72	1.244	15:27:17.464
5 -	1:05.398	47.253	1:52.651	69.66	1.333	15:29:10.115
6 -	1:05.467	46.947	1:52.414	69.81	1.096	15:31:02.529
7 -	1:05.582	46.717	1:52.299 (3)	69.88	0.981	15:32:54.828
8 -	1:06.507	47.693	1:54.200	68.72	2.882	15:34:49.028
9 -	1:04.732	46.586	1:51.318 (1)	70.50		15:36:40.346

P6 75		Peter WOODALL		MZ - Core Projects Ltd		
IDEAL LAP TIME : 1:51.299		BEST LAP TIME : 1:51.299		DIFFERENCE : 0.000		
LAP	SECTOR 1	SECTOR 2	LAP TIME	MPH	DIFF	TIME OF DAY
1 -		47.535	2:02.645	63.98	11.346	15:21:40.875
2 -	1:05.242	47.818	1:53.060	69.41	1.761	15:23:33.935
3 -	1:04.762	47.369	1:52.131	69.99	0.832	15:25:26.066
4 -	1:04.821	47.195	1:52.016 (3)	70.06	0.717	15:27:18.082
5 -	1:05.770	47.800	1:53.570	69.10	2.271	15:29:11.652
6 -	1:05.697	47.007	1:52.704	69.63	1.405	15:31:04.356
7 -	1:04.739	46.560	1:51.299 (1)	70.51		15:32:55.655
8 -	1:05.985	47.516	1:53.501	69.14	2.202	15:34:49.156
9 -	1:04.871	47.131	1:52.002 (2)	70.07	0.703	15:36:41.158

P7 95		Christopher ROGERS		MZ - CB Racing		
IDEAL LAP TIME : 1:50.922		BEST LAP TIME : 1:50.963		DIFFERENCE : 0.041		
LAP	SECTOR 1	SECTOR 2	LAP TIME	MPH	DIFF	TIME OF DAY
1 -		47.417	2:02.015	64.32	11.052	15:21:40.245
2 -	1:05.513	47.647	1:53.160	69.35	2.197	15:23:33.405
3 -	1:04.999	46.941	1:51.940 (2)	70.10	0.977	15:25:25.345
4 -	1:04.889	47.367	1:52.256	69.91	1.293	15:27:17.601
5 -	1:05.603	47.452	1:53.055	69.41	2.092	15:29:10.656
6 -	1:05.255	46.933	1:52.188 (3)	69.95	1.225	15:31:02.844
7 -	1:04.930	46.033	1:50.963 (1)	70.72		15:32:53.807
8 -	1:06.659	47.811	1:54.470	68.56	3.507	15:34:48.277
9 -	1:07.026	46.196	1:53.222	69.31	2.259	15:36:41.499

P8 113		Liam NEWMAN		MZ - Team newman racing		
IDEAL LAP TIME : 1:51.353		BEST LAP TIME : 1:51.353		DIFFERENCE : 0.000		
LAP	SECTOR 1	SECTOR 2	LAP TIME	MPH	DIFF	TIME OF DAY
1 -		47.044	2:01.070	64.82	9.717	15:21:39.300
2 -	1:05.383	47.728	1:53.111	69.38	1.758	15:23:32.411
3 -	1:04.830	46.523	1:51.353 (1)	70.47		15:25:23.764
4 -	1:06.083	47.111	1:53.194	69.33	1.841	15:27:16.958
5 -	1:06.436	48.078	1:54.514	68.53	3.161	15:29:11.472
6 -	1:05.672	47.058	1:52.730	69.61	1.377	15:31:04.202
7 -	1:05.878	46.755	1:52.633 (3)	69.67	1.280	15:32:56.835
8 -	1:05.462	46.985	1:52.447 (2)	69.79	1.094	15:34:49.282
9 -	1:11.451	48.078	1:59.529	65.65	8.176	15:36:48.811

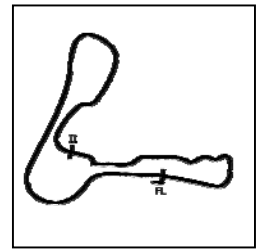
Weather / Track : Bright / Dry

Cadwell Park
Circuit Length = 2.1800 miles
Start: 15:19 Flag 15:36 End: 15:38

BMCRC - MRO Championships 2019 - Rnd 7 @ Cadwell Park

Chilton Motors 250 MZs & BMCRC Blue Haze 2-Stroke GP

RACE 15 - SECTOR ANALYSIS



SECTOR 1 = FL to I1, SECTOR 2 = I1 to FL, DIFF = Difference To Personal Best Lap, P = Crossed Finish Line in Pit Lane, D = Time Disallowed

P9 9 Gary HOWLETT		MZ - HS Racing				
IDEAL LAP TIME : 1:52.534		BEST LAP TIME : 1:52.592		DIFFERENCE : 0.058		
LAP	SECTOR 1	SECTOR 2	LAP TIME	MPH	DIFF	TIME OF DAY
1 -		48.033	2:04.427	63.07	11.835	15:21:42.657
2 -	1:07.161	47.981	1:55.142	68.15	2.550	15:23:37.799
3 -	1:06.539	47.525	1:54.064	68.80	1.472	15:25:31.863
4 -	1:06.430	48.397	1:54.827	68.34	2.235	15:27:26.690
5 -	1:06.307	48.296	1:54.603	68.48	2.011	15:29:21.293
6 -	1:06.448	47.256	1:53.704 (3)	69.02	1.112	15:31:14.997
7 -	1:05.998	46.884	1:52.882 (2)	69.52	0.290	15:33:07.879
8 -	1:05.650	46.942	1:52.592 (1)	69.70		15:35:00.471
9 -	1:06.942	48.598	1:55.540	67.92	2.948	15:36:56.011

P10 2 GP Nick BEDFORD		Yamaha - Banx Race Paint				
IDEAL LAP TIME : 1:49.374		BEST LAP TIME : 1:49.374		DIFFERENCE : 0.000		
LAP	SECTOR 1	SECTOR 2	LAP TIME	MPH	DIFF	TIME OF DAY
1 -		47.705	2:51.644	45.72	1:02.270	15:22:29.874
2 -	1:04.601	47.637	1:52.238	69.92	2.864	15:24:22.112
3 -	1:04.514	47.473	1:51.987	70.08	2.613	15:26:14.099
4 -	1:04.111	46.499	1:50.610	70.95	1.236	15:28:04.709
5 -	1:03.630	46.847	1:50.477	71.03	1.103	15:29:55.186
6 -	1:04.256	46.590	1:50.846	70.80	1.472	15:31:46.032
7 -	1:03.737	46.669	1:50.406 (3)	71.08	1.032	15:33:36.438
8 -	1:04.072	46.145	1:50.217 (2)	71.20	0.843	15:35:26.655
9 -	1:03.328	46.046	1:49.374 (1)	71.75		15:37:16.029

P11 64 GP Phil ELLIS		Yamaha -				
IDEAL LAP TIME : 1:48.761		BEST LAP TIME : 1:49.272		DIFFERENCE : 0.511		
LAP	SECTOR 1	SECTOR 2	LAP TIME	MPH	DIFF	TIME OF DAY
1 -		49.884	2:55.406	44.74	1:06.134	15:22:33.636
2 -	1:02.707	47.643	1:50.350	71.11	1.078	15:24:23.986
3 -	1:03.792	48.201	1:51.993	70.07	2.721	15:26:15.979
4 -	1:02.853	46.419	1:49.272 (1)	71.82		15:28:05.251
5 -	1:03.627	47.686	1:51.313	70.50	2.041	15:29:56.564
6 -	1:03.654	46.706	1:50.360	71.11	1.088	15:31:46.924
7 -	1:04.595	46.544	1:51.139	70.61	1.867	15:33:38.063
8 -	1:03.228	46.054	1:49.282 (2)	71.81	0.010	15:35:27.345
9 -	1:03.080	46.508	1:49.588 (3)	71.61	0.316	15:37:16.933

P12 11 GPF Gael MACHARD		Aprilia -				
IDEAL LAP TIME : 1:49.615		BEST LAP TIME : 1:49.944		DIFFERENCE : 0.329		
LAP	SECTOR 1	SECTOR 2	LAP TIME	MPH	DIFF	TIME OF DAY
1 -		47.952	2:52.956	45.37	1:03.012	15:22:31.186
2 -	1:04.503	47.029	1:51.532	70.36	1.588	15:24:22.718
3 -	1:04.606	48.211	1:52.817	69.56	2.873	15:26:15.535
4 -	1:03.667	46.438	1:50.105 (3)	71.27	0.161	15:28:05.640
5 -	1:03.671	47.115	1:50.786	70.83	0.842	15:29:56.426
6 -	1:04.157	46.235	1:50.392	71.09	0.448	15:31:46.818
7 -	1:03.416	46.528	1:49.944 (1)	71.38		15:33:36.762
8 -	1:04.072	46.199	1:50.271	71.17	0.327	15:35:27.033
9 -	1:03.846	46.207	1:50.053 (2)	71.31	0.109	15:37:17.086

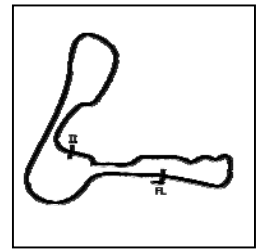
Weather / Track : Bright / Dry

Cadwell Park
Circuit Length = 2.1800 miles
Start: 15:19 Flag 15:36 End: 15:38

BMCRC - MRO Championships 2019 - Rnd 7 @ Cadwell Park

Chilton Motors 250 MZs & BMCRC Blue Haze 2-Stroke GP

RACE 15 - SECTOR ANALYSIS



SECTOR 1 = FL to I1, SECTOR 2 = I1 to FL, DIFF = Difference To Personal Best Lap, P = Crossed Finish Line in Pit Lane, D = Time Disallowed

P13		3 GP		Tom BARRETT		Honda - Aspire Classic Restoration	
IDEAL LAP TIME : 1:47.626		BEST LAP TIME : 1:47.997		DIFFERENCE : 0.371			
LAP	SECTOR 1	SECTOR 2	LAP TIME	MPH	DIFF	TIME OF DAY	
1 -		49.376	2:53.965	45.11	1:05.968	15:22:32.195	
2 -	1:02.900	48.165	1:51.065	70.66	3.068	15:24:23.260	
3 -	1:04.551	50.319	1:54.870	68.32	6.873	15:26:18.130	
4 -	1:04.391	47.632	1:52.023	70.05	4.026	15:28:10.153	
5 -	1:02.970	48.495	1:51.465	70.40	3.468	15:30:01.618	
6 -	1:02.790	46.850	1:49.640	71.58	1.643	15:31:51.258	
7 -	1:01.648	47.684	1:49.332 (3)	71.78	1.335	15:33:40.590	
8 -	1:02.788	45.978	1:48.766 (2)	72.15	0.769	15:35:29.356	
9 -	1:01.971	46.026	1:47.997 (1)	72.66		15:37:17.353	

P14		55 GPF		Paul TOLAND		Yamaha -	
IDEAL LAP TIME : 1:48.254		BEST LAP TIME : 1:48.254		DIFFERENCE : 0.000			
LAP	SECTOR 1	SECTOR 2	LAP TIME	MPH	DIFF	TIME OF DAY	
1 -		48.073	2:52.176	45.58	1:03.922	15:22:30.406	
2 -	1:04.423	47.510	1:51.933	70.11	3.679	15:24:22.339	
3 -	1:04.750	47.936	1:52.686	69.64	4.432	15:26:15.025	
4 -	1:03.555	46.307	1:49.862 (3)	71.43	1.608	15:28:04.887	
5 -	1:03.847	47.550	1:51.397	70.45	3.143	15:29:56.284	
6 -	1:03.683	46.306	1:49.989	71.35	1.735	15:31:46.273	
7 -	1:06.089	47.819	1:53.908	68.89	5.654	15:33:40.181	
8 -	1:03.888	45.657	1:49.545 (2)	71.64	1.291	15:35:29.726	
9 -	1:02.600	45.654	1:48.254 (1)	72.49		15:37:17.980	

P15		60 GPF		Daniel GOUGH		Yamaha - G Force Motorcycles	
IDEAL LAP TIME : 1:49.815		BEST LAP TIME : 1:49.978		DIFFERENCE : 0.163			
LAP	SECTOR 1	SECTOR 2	LAP TIME	MPH	DIFF	TIME OF DAY	
1 -		49.418	2:54.845	44.88	1:04.867	15:22:33.075	
2 -	1:04.579	46.930	1:51.509	70.38	1.531	15:24:24.584	
3 -	1:05.085	49.003	1:54.088	68.78	4.110	15:26:18.672	
4 -	1:05.500	46.621	1:52.121	69.99	2.143	15:28:10.793	
5 -	1:04.232	47.044	1:51.276	70.52	1.298	15:30:02.069	
6 -	1:03.989	46.037	1:50.026 (2)	71.32	0.048	15:31:52.095	
7 -	1:03.905	46.073	1:49.978 (1)	71.36		15:33:42.073	
8 -	1:04.547	46.146	1:50.693	70.89	0.715	15:35:32.766	
9 -	1:03.778	46.595	1:50.373 (3)	71.10	0.395	15:37:23.139	

P16		41		Gary WILLIAMS		MZ -	
IDEAL LAP TIME : 1:56.454		BEST LAP TIME : 1:56.711		DIFFERENCE : 0.257			
LAP	SECTOR 1	SECTOR 2	LAP TIME	MPH	DIFF	TIME OF DAY	
1 -		50.281	2:07.881	61.36	11.170	15:21:46.111	
2 -	1:09.391	50.195	1:59.586	65.62	2.875	15:23:45.697	
3 -	1:08.847	50.104	1:58.951	65.97	2.240	15:25:44.648	
4 -	1:08.804	50.163	1:58.967	65.96	2.256	15:27:43.615	
5 -	1:09.217	50.213	1:59.430	65.71	2.719	15:29:43.045	
6 -	1:09.527	50.264	1:59.791	65.51	3.080	15:31:42.836	
7 -	1:09.139	48.762	1:57.901 (3)	66.56	1.190	15:33:40.737	
8 -	1:08.624	48.758	1:57.382 (2)	66.85	0.671	15:35:38.119	
9 -	1:07.696	49.015	1:56.711 (1)	67.24		15:37:34.830	

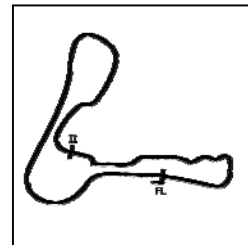
Weather / Track : Bright / Dry

Cadwell Park
Circuit Length = 2.1800 miles
Start: 15:19 Flag 15:36 End: 15:38

BMCRC - MRO Championships 2019 - Rnd 7 @ Cadwell Park

Chilton Motors 250 MZs & BMCRC Blue Haze 2-Stroke GP

RACE 15 - SECTOR ANALYSIS



SECTOR 1 = FL to I1, SECTOR 2 = I1 to FL, DIFF = Difference To Personal Best Lap, P = Crossed Finish Line in Pit Lane, D = Time Disallowed

P17 56		Russell TURNER		MZ -		
IDEAL LAP TIME : 1:57.082		BEST LAP TIME : 1:57.232		DIFFERENCE : 0.150		
LAP	SECTOR 1	SECTOR 2	LAP TIME	MPH	DIFF	TIME OF DAY
1 -		49.943	2:08.551	61.05	11.319	15:21:46.781
2 -	1:10.081	49.898	1:59.979	65.41	2.747	15:23:46.760
3 -	1:09.148	48.923	1:58.071	66.46	0.839	15:25:44.831
4 -	1:09.794	49.445	1:59.239	65.81	2.007	15:27:44.070
5 -	1:09.893	49.569	1:59.462	65.69	2.230	15:29:43.532
6 -	1:09.852	49.842	1:59.694	65.56	2.462	15:31:43.226
7 -	1:08.519	48.713	1:57.232 (1)	66.94		15:33:40.458
8 -	1:08.665	48.923	1:57.588 (3)	66.74	0.356	15:35:38.046
9 -	1:08.766	48.563	1:57.329 (2)	66.88	0.097	15:37:35.375

P18 32		John ASHMEAD		MZ -		
IDEAL LAP TIME : 1:57.546		BEST LAP TIME : 1:57.546		DIFFERENCE : 0.000		
LAP	SECTOR 1	SECTOR 2	LAP TIME	MPH	DIFF	TIME OF DAY
1 -		50.140	2:08.019	61.30	10.473	15:21:46.249
2 -	1:08.750	48.796	1:57.546 (1)	66.76		15:23:43.795
3 -	1:08.852	49.014	1:57.866 (2)	66.58	0.320	15:25:41.661
4 -	1:09.327	49.408	1:58.735 (3)	66.09	1.189	15:27:40.396
5 -	1:09.516	49.706	1:59.222	65.82	1.676	15:29:39.618
6 -	1:10.047	49.822	1:59.869	65.47	2.323	15:31:39.487
7 -	1:09.369	49.767	1:59.136	65.87	1.590	15:33:38.623
8 -	1:11.121	51.301	2:02.422	64.10	4.876	15:35:41.045
9 -	1:11.396	51.292	2:02.688	63.96	5.142	15:37:43.733

P19 77 R		Christopher KILGAR		MZ - RAF motorsports association		
IDEAL LAP TIME : 2:01.020		BEST LAP TIME : 2:01.020		DIFFERENCE : 0.000		
LAP	SECTOR 1	SECTOR 2	LAP TIME	MPH	DIFF	TIME OF DAY
1 -		51.029	2:12.044	59.43	11.024	15:21:50.274
2 -	1:10.894	50.950	2:01.844 (3)	64.41	0.824	15:23:52.118
3 -	1:10.814	51.187	2:02.001	64.32	0.981	15:25:54.119
4 -	1:10.698	50.322	2:01.020 (1)	64.84		15:27:55.139
5 -	1:11.047	51.092	2:02.139	64.25	1.119	15:29:57.278
6 -	1:10.726	50.361	2:01.087 (2)	64.81	0.067	15:31:58.365
7 -	1:11.585	50.741	2:02.326	64.15	1.306	15:34:00.691
8 -	1:12.599	51.218	2:03.817	63.38	2.797	15:36:04.508
9 -	1:11.795	50.649	2:02.444	64.09	1.424	15:38:06.952

P20 21 GP		Stuart THURTLÉ		Honda - TeamTortoise		
IDEAL LAP TIME : 1:55.305		BEST LAP TIME : 1:55.675		DIFFERENCE : 0.370		
LAP	SECTOR 1	SECTOR 2	LAP TIME	MPH	DIFF	TIME OF DAY
1 -		48.790	2:56.687	44.41	1:01.012	15:22:34.917
2 -	1:07.085	48.590	1:55.675 (1)	67.84		15:24:30.592
3 -	1:08.494	49.630	1:58.124	66.43	2.449	15:26:28.716
4 -	1:08.195	50.009	1:58.204	66.39	2.529	15:28:26.920
5 -	1:09.542	49.348	1:58.890	66.01	3.215	15:30:25.810
6 -	1:07.911	48.220	1:56.131 (2)	67.57	0.456	15:32:21.941
7 -	1:08.460	48.725	1:57.185	66.97	1.510	15:34:19.126
8 -	1:08.961	48.406	1:57.367	66.86	1.692	15:36:16.493
9 -	1:08.264	48.555	1:56.819 (3)	67.18	1.144	15:38:13.312

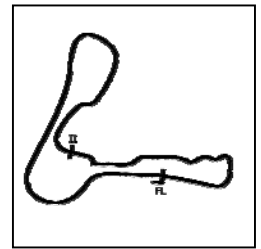
Weather / Track : Bright / Dry

Cadwell Park
Circuit Length = 2.1800 miles
Start: 15:19 Flag 15:36 End: 15:38

BMCRC - MRO Championships 2019 - Rnd 7 @ Cadwell Park

Chilton Motors 250 MZs & BMCRC Blue Haze 2-Stroke GP

RACE 15 - SECTOR ANALYSIS



SECTOR 1 = FL to I1, SECTOR 2 = I1 to FL, DIFF = Difference To Personal Best Lap, P = Crossed Finish Line in Pit Lane, D = Time Disallowed

P21 566 R		Michael WILBY		MZ - Sziler UK		
IDEAL LAP TIME :		BEST LAP TIME : 2:05.135		DIFFERENCE :		
LAP	SECTOR 1	SECTOR 2	LAP TIME	MPH	DIFF	TIME OF DAY
1 -			2:14.664	58.27	9.529	15:21:52.894
2 -			2:08.373	61.13	3.238	15:24:01.267
3 -			2:08.401	61.12	3.266	15:26:09.668
4 -			2:07.827	61.39	2.692	15:28:17.495
5 -			2:07.664	61.47	2.529	15:30:25.159
6 -			2:06.787 (3)	61.89	1.652	15:32:31.946
7 -			2:06.395 (2)	62.09	1.260	15:34:38.341
8 -			2:05.135 (1)	62.71		15:36:43.476

P22 93		John GARRATT		MZ - Chilton Motors		
IDEAL LAP TIME : 2:07.052		BEST LAP TIME : 2:07.052		DIFFERENCE : 0.000		
LAP	SECTOR 1	SECTOR 2	LAP TIME	MPH	DIFF	TIME OF DAY
1 -		54.626	2:18.594	56.62	11.542	15:21:56.824
2 -	1:16.193	53.754	2:09.947	60.39	2.895	15:24:06.771
3 -	1:15.903	53.439	2:09.342	60.67	2.290	15:26:16.113
4 -	1:14.855	53.313	2:08.168 (3)	61.23	1.116	15:28:24.281
5 -	1:14.840	53.895	2:08.735	60.96	1.683	15:30:33.016
6 -	1:15.283	53.296	2:08.579	61.03	1.527	15:32:41.595
7 -	1:14.189	53.537	2:07.726 (2)	61.44	0.674	15:34:49.321
8 -	1:14.146	52.906	2:07.052 (1)	61.77		15:36:56.373

P23 94		James MILLINGTON		MZ -		
IDEAL LAP TIME : 2:08.101		BEST LAP TIME : 2:08.178		DIFFERENCE : 0.077		
LAP	SECTOR 1	SECTOR 2	LAP TIME	MPH	DIFF	TIME OF DAY
1 -		54.981	2:21.801	55.34	13.623	15:22:00.031
2 -	1:15.583	54.243	2:09.826	60.45	1.648	15:24:09.857
3 -	1:15.433	54.130	2:09.563	60.57	1.385	15:26:19.420
4 -	1:15.446	53.087	2:08.533 (2)	61.05	0.355	15:28:27.953
5 -	1:15.510	52.668	2:08.178 (1)	61.22		15:30:36.131
6 -	1:16.604	53.911	2:10.515	60.13	2.337	15:32:46.646
7 -	1:16.091	53.991	2:10.082	60.33	1.904	15:34:56.728
8 -	1:15.606	53.053	2:08.659 (3)	60.99	0.481	15:37:05.387

P24 26 R		Andy HOWLETT		MZ -		
IDEAL LAP TIME : 2:06.633		BEST LAP TIME : 2:06.633		DIFFERENCE : 0.000		
LAP	SECTOR 1	SECTOR 2	LAP TIME	MPH	DIFF	TIME OF DAY
1 -		54.702	2:20.445	55.87	13.812	15:21:58.675
2 -	1:16.354	55.139	2:11.493	59.68	4.860	15:24:10.168
3 -	1:17.248	54.618	2:11.866	59.51	5.233	15:26:22.034
4 -	1:17.430	53.270	2:10.700	60.04	4.067	15:28:32.734
5 -	1:17.541	53.868	2:11.409	59.72	4.776	15:30:44.143
6 -	1:15.386	52.767	2:08.153 (3)	61.23	1.520	15:32:52.296
7 -	1:14.964	53.168	2:08.132 (2)	61.24	1.499	15:35:00.428
8 -	1:14.065	52.568	2:06.633 (1)	61.97		15:37:07.061

P25 169 GP		John HOGG		Yamaha -		
IDEAL LAP TIME : 1:45.020		BEST LAP TIME : 1:45.102		DIFFERENCE : 0.082		
LAP	SECTOR 1	SECTOR 2	LAP TIME	MPH	DIFF	TIME OF DAY
1 -		46.402	2:47.707	46.79	1:02.605	15:22:25.937
2 -	1:01.751	45.030	1:46.781	73.49	1.679	15:24:12.718
3 -	1:02.055	44.488	1:46.543 (3)	73.66	1.441	15:25:59.261
4 -	1:01.126	43.976	1:45.102 (1)	74.67		15:27:44.363
5 -	1:01.044	44.590	1:45.634 (2)	74.29	0.532	15:29:29.997
6 -	1:07.370	48.275	1:55.645	67.86	10.543	15:31:25.642
7 -	1:02.399	50.909	1:53.308	69.26	8.206	15:33:18.950

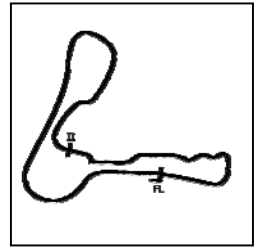
Weather / Track : Bright / Dry

Cadwell Park
Circuit Length = 2.1800 miles
Start: 15:19 Flag 15:36 End: 15:38

BMCRC - MRO Championships 2019 - Rnd 7 @ Cadwell Park

Chilton Motors 250 MZs & BMCRC Blue Haze 2-Stroke GP

RACE 15 - SECTOR ANALYSIS



SECTOR 1 = FL to I1, SECTOR 2 = I1 to FL, DIFF = Difference To Personal Best Lap, P = Crossed Finish Line in Pit Lane, D = Time Disallowed

P26 343 R		Murray SMOKER		MZ -		
IDEAL LAP TIME : 2:13.676		BEST LAP TIME : 2:14.211		DIFFERENCE : 0.535		
LAP	SECTOR 1	SECTOR 2	LAP TIME	MPH	DIFF	TIME OF DAY
1 -		55.446	2:21.586	55.42	7.375	15:21:59.816
2 -	1:18.230	55.981	2:14.211 (1)	58.47		15:24:14.027
3 -	1:20.371	56.234	2:16.605 (2)	57.45	2.394	15:26:30.632

BMCRC - MRO Championships 2019 - Rnd 7 @ Cadwell Park

Chilton Motors 250 MZs & BMCRC Blue Haze 2-Stroke GP

RACE 15 - BEST SECTORS

SECTOR 1			SECTOR 2			IDEAL / BEST COMPARISON						
POS	NO	NAME	TIME	NO	NAME	TIME	POS	NO	NAME	IDEAL	BEST	DIFF
									PERFECT LAP	1:44.193		
1	169	HOGG	1:01.044	111	BOWN	43.149	1	111	BOWN	1:44.196	1:44.196	0.000
2	111	BOWN	1:01.047	169	HOGG	43.976	2	169	HOGG	1:45.020	1:45.102	0.082
3	3	BARRETT	1:01.648	85	WALES	45.088	3	3	BARRETT	1:47.626	1:47.997	0.371
4	55	TOLAND	1:02.600	96	KENT	45.105	4	55	TOLAND	1:48.254	1:48.254	0.000
5	64	ELLIS	1:02.707	44	DESSOY	45.143	5	85	WALES	1:48.635	1:49.560	0.925
6	2	BEDFORD	1:03.328	55	TOLAND	45.654	6	64	ELLIS	1:48.761	1:49.272	0.511
7	11	MACHARD	1:03.416	3	BARRETT	45.978	7	44	DESSOY	1:48.777	1:48.976	0.199
8	85	WALES	1:03.547	95	ROGERS	46.033	8	96	KENT	1:49.190	1:49.855	0.665
9	44	DESSOY	1:03.634	60	GOUGH	46.037	9	2	BEDFORD	1:49.374	1:49.374	0.000
10	60	GOUGH	1:03.778	2	BEDFORD	46.046	10	11	MACHARD	1:49.615	1:49.944	0.329
11	96	KENT	1:04.085	64	ELLIS	46.054	11	60	GOUGH	1:49.815	1:49.978	0.163
12	69	MANN	1:04.609	11	MACHARD	46.199	12	95	ROGERS	1:50.922	1:50.963	0.041
13	75	WOODALL	1:04.739	113	NEWMAN	46.523	13	69	MANN	1:51.195	1:51.318	0.123
14	113	NEWMAN	1:04.830	75	WOODALL	46.560	14	75	WOODALL	1:51.299	1:51.299	0.000
15	95	ROGERS	1:04.889	69	MANN	46.586	15	113	NEWMAN	1:51.353	1:51.353	0.000
16	9	HOWLETT	1:05.650	9	HOWLETT	46.884	16	9	HOWLETT	1:52.534	1:52.592	0.058
17	21	THURTL	1:07.085	21	THURTL	48.220	17	21	THURTL	1:55.305	1:55.675	0.370
18	41	WILLIAMS	1:07.696	56	TURNER	48.563	18	41	WILLIAMS	1:56.454	1:56.711	0.257
19	56	TURNER	1:08.519	41	WILLIAMS	48.758	19	56	TURNER	1:57.082	1:57.232	0.150
20	32	ASHMEAD	1:08.750	32	ASHMEAD	48.796	20	32	ASHMEAD	1:57.546	1:57.546	0.000
21	77	KILGAR	1:10.698	77	KILGAR	50.322	21	77	KILGAR	2:01.020	2:01.020	0.000
22	26	HOWLETT	1:14.065	26	HOWLETT	52.568	22	26	HOWLETT	2:06.633	2:06.633	0.000
23	93	GARRATT	1:14.146	94	MILLINGTON	52.668	23	93	GARRATT	2:07.052	2:07.052	0.000
24	94	MILLINGTON	1:15.433	93	GARRATT	52.906	24	94	MILLINGTON	2:08.101	2:08.178	0.077
25	343	SMOKER	1:18.230	343	SMOKER	55.446	25	343	SMOKER	2:13.676	2:14.211	0.535
26							26	566	WILBY		2:05.135	
27												

Weather / Track : Bright / Dry

Results can be found at www.tsl-timing.com

Cadwell Park
 Circuit Length = 2.1800 miles
 Start: 15:19 Flag 15:36 End: 15:38

Printed - 15:39 Sunday, 04 August 2019

BMCRC-MRO Championships 2019



EDI asia FORMULA 400

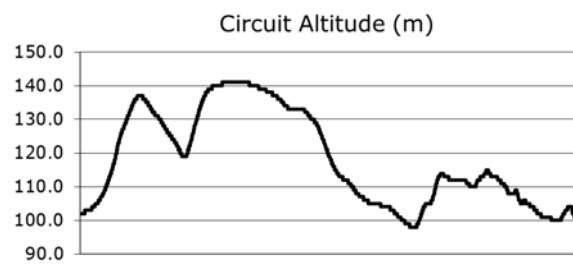
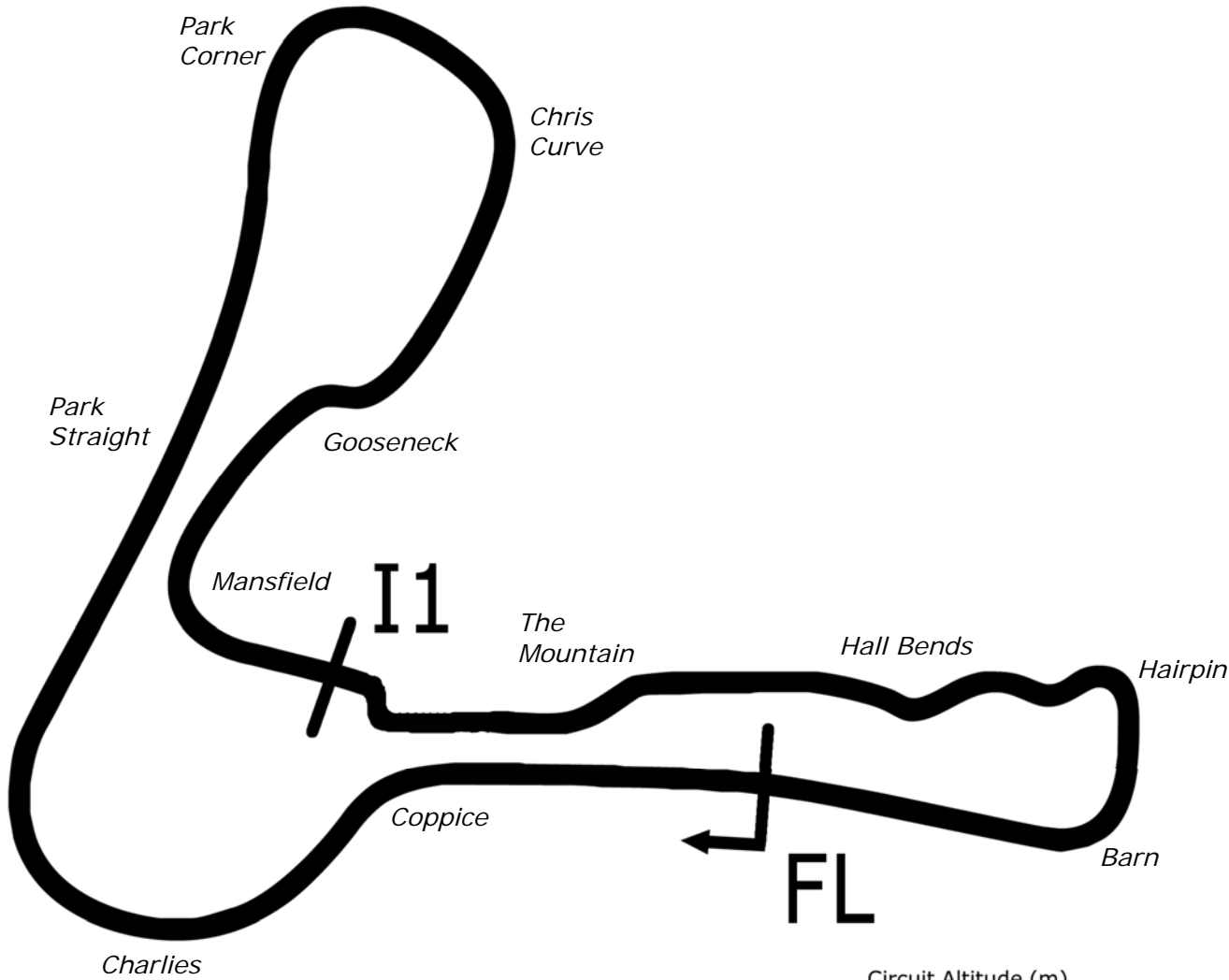
Cadwell Park Circuit

3rd / 4th August 2019



Results Provided by Timing Solutions Ltd
www.tsl-timing.com

Cadwell Park



Length	2.1800 miles	3508.4 m
FL		53.31024 N 0.05940 W
I1	2330m	53.30708 N 0.06270 W
Pit Entry	3472m	53.31103 N 0.05889 W
Pit Exit	0m after FL	53.31030 N 0.05940 W
Pit Entry-Pit Exit 92m, 5.5s @60kph, 4.1s @80kph		

All results available at www.tsl-timing.com

BMCRC - MRO Championships 2019 - Rnd 7 @ Cadwell Park



EDlasia Formula 400

QUALIFYING - CLASSIFICATION

POS	NO	CL	PIC NAME	ENTRY	TIME	ON	LAPS	GAP	DIFF	MPH
1	126		1 Glynn DAVIES	Kawasaki -	1:39.811	5	7			78.62
2	48		2 Richie WELSH	Yamaha - EDEN'S EXPERIENCES/PETER FLEMING	1:41.300	3	7	1.489	1.489	77.47
3	127		3 Adam GREEN	Kawasaki - Royal Air Force Motorsport Association	1:42.918	6	8	3.107	1.618	76.25
4	86		4 Mathew SCOTT	Kawasaki - Dynotech Performance	1:43.466	7	7	3.655	0.548	75.85
5	13	S	1 Doug EDMONDSON	Yamaha - Stan Stephens Tuning	1:44.439	7	7	4.628	0.973	75.14
6	85		5 James ROBINSON	Kawasaki - claire palastanga ceramics	1:45.959	3	7	6.148	1.520	74.06
7	55	S	2 Nick COOPER	Honda - Skint Racing - Wemoto.com	1:46.776	7	7	6.965	0.817	73.50
8	37	S	3 Alexander LATHAM	Yamaha - BR-8 / McCrash Racing	1:47.156	6	7	7.345	0.380	73.23
9	35	S	4 Sam DIGBY-BAKER	Kawasaki -	1:47.232	7	7	7.421	0.076	73.18
10	148	R	1 Ashley SINCLAIR	Kawasaki -	1:47.304	6	7	7.493	0.072	73.13
11	20		6 Connor SWYER	Kawasaki - WSC Performace & Owkay clothing	1:50.029	5	6	10.218	2.725	71.32
12	56		7 Kallam SWYER	Kawasaki - Cannadox CBD OIL and lleithyr farms	1:50.844	6	7	11.033	0.815	70.80
13	74	R	2 David BOWLER	Honda -	1:55.466	7	7	15.655	4.622	67.96

Weather / Track : Cloudy / Drying

These results are provisional until the conclusion of any judicial and technical matters.

Cadwell Park

Circuit Length = 2.1800 miles

Start: 10:41 Flag 10:54 End: 10:55

Clerk Of Course :	Steward :	Timekeeper :
-------------------	-----------	--------------

Results can be found at www.tsl-timing.com

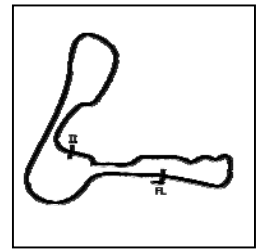
Printed - 10:56 Saturday, 03 August 2019



BMCRC - MRO Championships 2019 - Rnd 7 @ Cadwell Park

EDlasia Formula 400

QUALIFYING - SECTOR ANALYSIS



SECTOR 1 = FL to I1, SECTOR 2 = I1 to FL, DIFF = Difference To Personal Best Lap, P = Crossed Finish Line in Pit Lane, D = Time Disallowed

P1 126		Glynn DAVIES		Kawasaki -		
IDEAL LAP TIME : 1:39.726		BEST LAP TIME : 1:39.811		DIFFERENCE : 0.085		
LAP	SECTOR 1	SECTOR 2	LAP TIME	MPH	DIFF	TIME OF DAY
1 -	1:00.306	43.443	1:43.749	75.64	3.938	10:43:27.816
2 -	58.981	42.441	1:41.422	77.38	1.611	10:45:09.238
3 -	58.118	42.429	1:40.547	78.05	0.736	10:46:49.785
4 -	58.414	41.673	1:40.087 (2)	78.41	0.276	10:48:29.872
5 -	58.203	41.608	1:39.811 (1)	78.62		10:50:09.683
6 -	58.894	41.886	1:40.780	77.87	0.969	10:51:50.463
7 -	58.512	41.986	1:40.498 (3)	78.09	0.687	10:53:30.961

P2 48		Richie WELSH		Yamaha - EDEN'S EXPERIENCES/PETER FLEMING		
IDEAL LAP TIME : 1:41.300		BEST LAP TIME : 1:41.300		DIFFERENCE : 0.000		
LAP	SECTOR 1	SECTOR 2	LAP TIME	MPH	DIFF	TIME OF DAY
1 -	1:00.615	43.563	1:44.178	75.33	2.878	10:43:27.453
2 -	59.090	42.649	1:41.739	77.13	0.439	10:45:09.192
3 -	58.944	42.356	1:41.300 (1)	77.47		10:46:50.492
4 -	59.080	42.504	1:41.584 (3)	77.25	0.284	10:48:32.076
5 -	59.301	42.505	1:41.806	77.08	0.506	10:50:13.882
6 -	59.041	43.220	1:42.261	76.74	0.961	10:51:56.143
7 -	58.973	42.471	1:41.444 (2)	77.36	0.144	10:53:37.587

P3 127		Adam GREEN		Kawasaki - Royal Air Force Motorsport Association		
IDEAL LAP TIME : 1:42.844		BEST LAP TIME : 1:42.918		DIFFERENCE : 0.074		
LAP	SECTOR 1	SECTOR 2	LAP TIME	MPH	DIFF	TIME OF DAY
1 -	1:04.041	44.861	1:48.902	72.06	5.984	10:43:35.320
2 -	1:00.108	43.906	1:44.014	75.45	1.096	10:45:19.334
3 -	1:00.007	43.512	1:43.519	75.81	0.601	10:47:02.853
4 -	59.616	43.337	1:42.953 (2)	76.22	0.035	10:48:45.806
5 -	59.721	43.440	1:43.161 (3)	76.07	0.243	10:50:28.967
6 -	59.507	43.411	1:42.918 (1)	76.25		10:52:11.885
7 -	59.790	47.422	1:47.212	73.20	4.294	10:53:59.097
8 -	1:00.755	44.158	1:44.913	74.80	1.995	10:55:44.010

P4 86		Mathew SCOTT		Kawasaki - Dynotech Performance		
IDEAL LAP TIME : 1:43.399		BEST LAP TIME : 1:43.466		DIFFERENCE : 0.067		
LAP	SECTOR 1	SECTOR 2	LAP TIME	MPH	DIFF	TIME OF DAY
1 -	1:09.888	49.804	1:59.692	65.56	16.226	10:43:59.147
2 -	1:01.565	44.849	1:46.414	73.75	2.948	10:45:45.561
3 -	1:01.672	44.751	1:46.423	73.74	2.957	10:47:31.984
4 -	1:00.619	44.280	1:44.899	74.81	1.433	10:49:16.883
5 -	59.888	44.154	1:44.042 (3)	75.43	0.576	10:51:00.925
6 -	59.643	43.879	1:43.522 (2)	75.81	0.056	10:52:44.447
7 -	59.710	43.756	1:43.466 (1)	75.85		10:54:27.913

P5 13 S		Doug EDMONDSON		Yamaha - Stan Stephens Tuning		
IDEAL LAP TIME : 1:44.439		BEST LAP TIME : 1:44.439		DIFFERENCE : 0.000		
LAP	SECTOR 1	SECTOR 2	LAP TIME	MPH	DIFF	TIME OF DAY
1 -	1:03.601	45.694	1:49.295	71.80	4.856	10:43:32.508
2 -	1:02.198	44.445	1:46.643	73.59	2.204	10:45:19.151
3 -	1:01.355	43.423	1:44.778 (2)	74.90	0.339	10:47:03.929
4 -	1:01.389	44.127	1:45.516 (3)	74.37	1.077	10:48:49.445
5 -	1:01.425	44.093	1:45.518	74.37	1.079	10:50:34.963
6 -	1:01.673	44.803	1:46.476	73.70	2.037	10:52:21.439
7 -	1:01.192	43.247	1:44.439 (1)	75.14		10:54:05.878

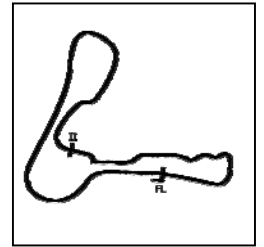
Weather / Track : Cloudy / Drying

Cadwell Park
Circuit Length = 2.1800 miles
Start: 10:41 Flag 10:54 End: 10:55

BMCRC - MRO Championships 2019 - Rnd 7 @ Cadwell Park

EDlasia Formula 400

QUALIFYING - SECTOR ANALYSIS



SECTOR 1 = FL to I1, SECTOR 2 = I1 to FL, DIFF = Difference To Personal Best Lap, P = Crossed Finish Line in Pit Lane, D = Time Disallowed

P6 85		James ROBINSON		Kawasaki - claire palastanga ceramics			
IDEAL LAP TIME : 1:45.955		BEST LAP TIME : 1:45.959		DIFFERENCE : 0.004			
LAP	SECTOR 1	SECTOR 2	LAP TIME	MPH	DIFF	TIME OF DAY	
1 -	1:04.640	45.829	1:50.469	71.04	4.510	10:44:03.951	
2 -	1:02.331	45.373	1:47.704	72.86	1.745	10:45:51.655	
3 -	1:01.326	44.633	1:45.959 (1)	74.06		10:47:37.614	
4 -	1:01.477	47.016	1:48.493	72.33	2.534	10:49:26.107	
5 -	1:02.058	45.563	1:47.621 (3)	72.92	1.662	10:51:13.728	
6 -	1:02.366	46.079	1:48.445	72.36	2.486	10:53:02.173	
7 -	1:01.322	44.720	1:46.042 (2)	74.00	0.083	10:54:48.215	

P7 55 S		Nick COOPER		Honda - Skint Racing - Wemoto.com			
IDEAL LAP TIME : 1:46.627		BEST LAP TIME : 1:46.776		DIFFERENCE : 0.149			
LAP	SECTOR 1	SECTOR 2	LAP TIME	MPH	DIFF	TIME OF DAY	
1 -	1:10.107	49.377	1:59.484	65.68	12.708	10:43:59.765	
2 -	1:03.059	45.852	1:48.911	72.05	2.135	10:45:48.676	
3 -	1:03.327	45.796	1:49.123	71.91	2.347	10:47:37.799	
4 -	1:02.447	46.557	1:49.004	71.99	2.228	10:49:26.803	
5 -	1:03.610	44.835	1:48.445 (3)	72.36	1.669	10:51:15.248	
6 -	1:02.226	45.580	1:47.806 (2)	72.79	1.030	10:53:03.054	
7 -	1:01.792	44.984	1:46.776 (1)	73.50		10:54:49.830	

P8 37 S		Alexander LATHAM		Yamaha - BR-8 / McCrash Racing			
IDEAL LAP TIME : 1:47.153		BEST LAP TIME : 1:47.156		DIFFERENCE : 0.003			
LAP	SECTOR 1	SECTOR 2	LAP TIME	MPH	DIFF	TIME OF DAY	
1 -	1:07.125	47.766	1:54.891	68.30	7.735	10:43:43.848	
2 -	1:06.541	45.689	1:52.230	69.92	5.074	10:45:36.078	
3 -	1:06.319	45.511	1:51.830	70.17	4.674	10:47:27.908	
4 -	1:03.630	45.173	1:48.803	72.13	1.647	10:49:16.711	
5 -	1:02.483	45.048	1:47.531 (2)	72.98	0.375	10:51:04.242	
6 -	1:02.486	44.670	1:47.156 (1)	73.23		10:52:51.398	
7 -	1:03.010	45.498	1:48.508 (3)	72.32	1.352	10:54:39.906	

P9 35 S		Sam DIGBY-BAKER		Kawasaki -			
IDEAL LAP TIME : 1:47.232		BEST LAP TIME : 1:47.232		DIFFERENCE : 0.000			
LAP	SECTOR 1	SECTOR 2	LAP TIME	MPH	DIFF	TIME OF DAY	
1 -	1:07.655	47.818	1:55.473	67.96	8.241	10:43:52.098	
2 -	1:04.110	46.503	1:50.613	70.95	3.381	10:45:42.711	
3 -	1:03.409	45.591	1:49.000 (2)	72.00	1.768	10:47:31.711	
4 -	1:02.832	46.449	1:49.281	71.81	2.049	10:49:20.992	
5 -	1:03.649	46.202	1:49.851	71.44	2.619	10:51:10.843	
6 -	1:03.523	45.520	1:49.043 (3)	71.97	1.811	10:52:59.886	
7 -	1:02.515	44.717	1:47.232 (1)	73.18		10:54:47.118	

P10 148 R		Ashley SINCLAIR		Kawasaki -			
IDEAL LAP TIME : 1:47.304		BEST LAP TIME : 1:47.304		DIFFERENCE : 0.000			
LAP	SECTOR 1	SECTOR 2	LAP TIME	MPH	DIFF	TIME OF DAY	
1 -	1:11.479	47.147	1:58.626	66.15	11.322	10:43:55.105	
2 -	1:04.382	45.702	1:50.084 (3)	71.29	2.780	10:45:45.189	
3 -	1:03.483	46.210	1:49.693 (2)	71.54	2.389	10:47:34.882	
4 -	1:04.070	47.084	1:51.154	70.60	3.850	10:49:26.036	
5 -	1:04.932	46.705	1:51.637	70.29	4.333	10:51:17.673	
6 -	1:02.392	44.912	1:47.304 (1)	73.13		10:53:04.977	
7 -	1:02.446	49.387	1:51.833	70.17	4.529	10:54:56.810	

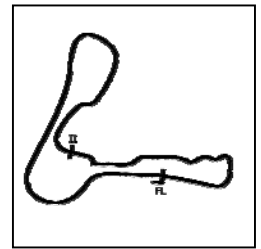
Weather / Track : Cloudy / Drying

Cadwell Park
Circuit Length = 2.1800 miles
Start: 10:41 Flag 10:54 End: 10:55

BMCRC - MRO Championships 2019 - Rnd 7 @ Cadwell Park

EDlasia Formula 400

QUALIFYING - SECTOR ANALYSIS



SECTOR 1 = FL to I1, SECTOR 2 = I1 to FL, DIFF = Difference To Personal Best Lap, P = Crossed Finish Line in Pit Lane, D = Time Disallowed

P11 20		Connor SWYER		Kawasaki - WSC Performace & Owkay clothing			
IDEAL LAP TIME : 1:49.643		BEST LAP TIME : 1:50.029		DIFFERENCE : 0.386			
LAP	SECTOR 1	SECTOR 2	LAP TIME	MPH	DIFF	TIME OF DAY	
1 -	1:06.722	48.256	1:54.978	68.25	4.949	10:43:45.583	
2 -	1:06.209	46.887	1:53.096	69.39	3.067	10:45:38.679	
3 -	1:04.672	47.142	1:51.814 (3)	70.18	1.785	10:47:30.493	
4 -	1:03.881	46.483	1:50.364 (2)	71.11	0.335	10:49:20.857	
5 -	1:03.292	46.737	1:50.029 (1)	71.32		10:51:10.886	
6 -	1:03.160	49.430	1:52.590	69.70	2.561	10:53:03.476	

P12 56		Kallam SWYER		Kawasaki - Cannadox CBD OIL and lleithyr farms			
IDEAL LAP TIME : 1:50.688		BEST LAP TIME : 1:50.844		DIFFERENCE : 0.156			
LAP	SECTOR 1	SECTOR 2	LAP TIME	MPH	DIFF	TIME OF DAY	
1 -	1:07.148	48.407	1:55.555	67.91	4.711	10:43:47.913	
2 -	1:05.957	48.226	1:54.183	68.73	3.339	10:45:42.096	
3 -	1:04.860	47.377	1:52.237	69.92	1.393	10:47:34.333	
4 -	1:04.347	46.896	1:51.243 (2)	70.54	0.399	10:49:25.576	
5 -	1:05.219	46.423	1:51.642 (3)	70.29	0.798	10:51:17.218	
6 -	1:04.265	46.579	1:50.844 (1)	70.80		10:53:08.062	
7 -	1:06.181	49.104	1:55.285	68.07	4.441	10:55:03.347	

P13 74 R		David BOWLER		Honda -			
IDEAL LAP TIME : 1:55.241		BEST LAP TIME : 1:55.466		DIFFERENCE : 0.225			
LAP	SECTOR 1	SECTOR 2	LAP TIME	MPH	DIFF	TIME OF DAY	
1 -	1:13.690	53.566	2:07.256	61.67	11.790	10:44:02.631	
2 -	1:09.966	53.224	2:03.190	63.70	7.724	10:46:05.821	
3 -	1:08.922	51.451	2:00.373	65.19	4.907	10:48:06.194	
4 -	1:07.800	50.395	1:58.195 (3)	66.39	2.729	10:50:04.389	
5 -	1:07.799	50.622	1:58.421	66.27	2.955	10:52:02.810	
6 -	1:06.152	50.176	1:56.328 (2)	67.46	0.862	10:53:59.138	
7 -	1:06.377	49.089	1:55.466 (1)	67.96		10:55:54.604	

BMCRC - MRO Championships 2019 - Rnd 7 @ Cadwell Park

EDlasia Formula 400

QUALIFYING - BEST SECTORS

SECTOR 1			SECTOR 2			IDEAL / BEST COMPARISON						
POS	NO	NAME	TIME	NO	NAME	TIME	POS	NO	NAME	IDEAL	BEST	DIFF
									PERFECT LAP	1:39.726		
1	126	DAVIES	58.118	126	DAVIES	41.608	1	126	DAVIES	1:39.726	1:39.811	0.085
2	48	WELSH	58.944	48	WELSH	42.356	2	48	WELSH	1:41.300	1:41.300	0.000
3	127	GREEN	59.507	13	EDMONDSON	43.247	3	127	GREEN	1:42.844	1:42.918	0.074
4	86	SCOTT	59.643	127	GREEN	43.337	4	86	SCOTT	1:43.399	1:43.466	0.067
5	13	EDMONDSON	1:01.192	86	SCOTT	43.756	5	13	EDMONDSON	1:44.439	1:44.439	0.000
6	85	ROBINSON	1:01.322	85	ROBINSON	44.633	6	85	ROBINSON	1:45.955	1:45.959	0.004
7	55	COOPER	1:01.792	37	LATHAM	44.670	7	55	COOPER	1:46.627	1:46.776	0.149
8	148	SINCLAIR	1:02.392	35	DIGBY-BAKER	44.717	8	37	LATHAM	1:47.153	1:47.156	0.003
9	37	LATHAM	1:02.483	55	COOPER	44.835	9	35	DIGBY-BAKER	1:47.232	1:47.232	0.000
10	35	DIGBY-BAKER	1:02.515	148	SINCLAIR	44.912	10	148	SINCLAIR	1:47.304	1:47.304	0.000
11	20	SWYER	1:03.160	56	SWYER	46.423	11	20	SWYER	1:49.643	1:50.029	0.386
12	56	SWYER	1:04.265	20	SWYER	46.483	12	56	SWYER	1:50.688	1:50.844	0.156
13	74	BOWLER	1:06.152	74	BOWLER	49.089	13	74	BOWLER	1:55.241	1:55.466	0.225

Weather / Track : Cloudy / Drying

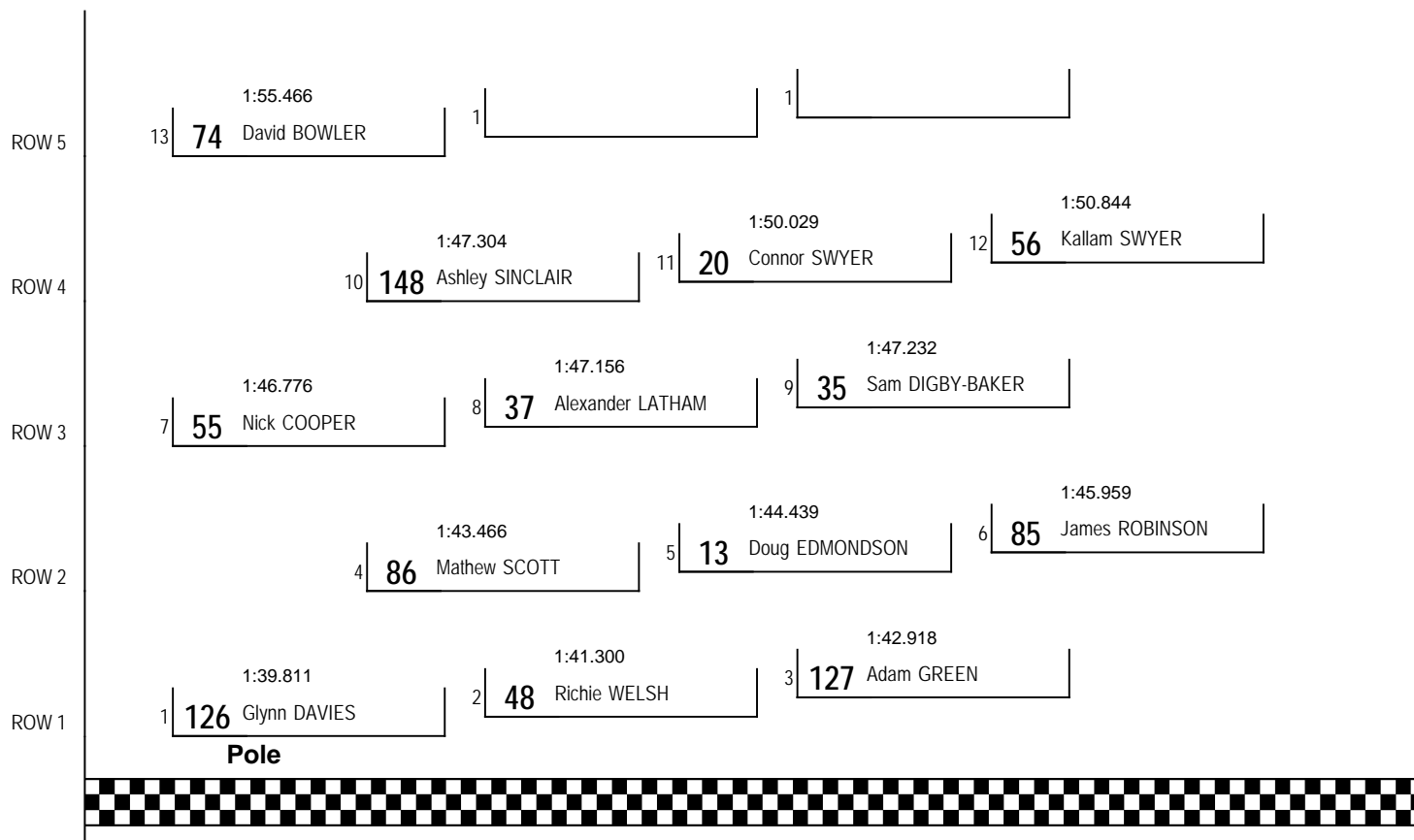
Results can be found at www.tsl-timing.com

Cadwell Park
Circuit Length = 2.1800 miles
Start: 10:41 Flag 10:54 End: 10:55

Printed - 10:58 Saturday, 03 August 2019

EDlasia Formula 400

RACE 7 - GRID (7 Laps)



Cadwell Park
Circuit Length = 2.1800 miles

These results are provisional until the conclusion of any judicial and technical matters.

Clerk Of Course :	Steward :	Timekeeper :
-------------------	-----------	--------------

Results can be found at www.tsl-timing.com

Printed - 10:59 Saturday, 03 August 2019



BMCRC - MRO Championships 2019 - Rnd 7 @ Cadwell Park



EDIASIA Formula 400

RACE 7 - CLASSIFICATION

POS	NO	CL	PIC NAME	ENTRY	LAPS	TIME	GAP	DIFF	MPH	BEST	ON
1	126		1 Glynn DAVIES	Kawasaki -	4	6:53.723			75.87	1:39.320	4
2	48		2 Richie WELSH	Yamaha - EDEN'S EXPERIENCES/PETER FLEMING	4	6:55.567	1.844	1.844	75.54	1:41.787	4
3	86		3 Mathew SCOTT	Kawasaki - Dynotech Performance	4	6:56.662	2.939	1.095	75.34	1:41.886	3
4	127		4 Adam GREEN	Kawasaki - Royal Air Force Motorsport Association	4	6:59.550	5.827	2.888	74.82	1:42.858	3
5	13	S	1 Doug EDMONDSON	Yamaha - Stan Stephens Tuning	4	6:59.936	6.213	0.386	74.75	1:42.796	3
6	85		5 James ROBINSON	Kawasaki - claire palastanga ceramics	4	7:11.694	17.971	11.758	72.71	1:46.059	4
7	37	S	2 Alexander LATHAM	Yamaha - BR-8 / McCrash Racing	4	7:11.952	18.229	0.258	72.67	1:45.713	2
8	55	S	3 Nick COOPER	Honda - Skint Racing - Wemoto.com	4	7:13.742	20.019	1.790	72.37	1:45.608	4
9	148		6 Ashley SINCLAIR	Kawasaki -	4	7:21.725	28.002	7.983	71.06	1:47.189	4
10	20		7 Connor SWYER	Kawasaki - WSC Performance & Owkay clothing	4	7:26.603	32.880	4.878	70.29	1:49.948	2
11	56		8 Kallam SWYER	Kawasaki - Cannadox CBD OIL and lleithyr farms	4	7:37.959	44.236	11.356	68.54	1:52.432	2
12	74	R	1 David BOWLER	Honda -	4	8:00.474	1:06.751	22.515	65.33	1:57.111	4

NOT CLASSIFIED

DNF	35	S	Sam DIGBY-BAKER	Kawasaki -	4	7:14.476	20.753		72.25	1:46.032	4
-----	----	---	-----------------	------------	---	----------	--------	--	-------	----------	---

FASTEST LAP

126			Glynn DAVIES	Kawasaki -	4	1:39.320			79.01 mph	127.16 kph	
13	S		Doug EDMONDSON	Yamaha - Stan Stephens Tuning	3	1:42.796			76.34 mph	122.86 kph	
74	R		David BOWLER	Honda -	4	1:57.111			67.01 mph	107.84 kph	

No. 35 – Not running at the Red Flag

Class - 92.5% of Race Speed = 70.17 mph

Class S - 92.5% of Race Speed = 69.14 mph

Class R - 92.5% of Race Speed = 60.43 mph

Cadwell Park

Circuit Length = 2.1800 miles

Start: 14:52 Flag 14:59 End: 15:02

Weather / Track : Bright / Dry

These results are provisional until the conclusion of any judicial and technical matters.

Clerk Of Course :	Steward :	Timekeeper :
-------------------	-----------	--------------

Results can be found at www.tsl-timing.com

Printed - 15:05 Saturday, 03 August 2019



BMCRC - MRO Championships 2019 - Rnd 7 @ Cadwell Park

EDlasia Formula 400

RACE 7 - LAP CHART

LAP 1 @ 14:54:08.762

74 1:06.751 1:57.111

NO	BEHIND	LAP TIME
127		1:48.617
86	0.605	1:49.222
48	0.780	1:49.397
13	1.537	1:50.154
126	4.612	1:53.229
85	4.799	1:53.416
37	5.629	1:54.246
55	6.069	1:54.686
35	6.358	1:54.975
20	8.054	1:56.671
148	8.804	1:57.421
56	11.689	2:00.306
74	17.427	2:06.044

LAP 2 @ 14:55:51.927

NO	BEHIND	LAP TIME
48		1:42.385
86	0.663	1:43.223
126	1.357	1:39.910
127	1.415	1:44.580
13	2.114	1:43.742
85	7.785	1:46.151
37	8.177	1:45.713
55	9.998	1:47.094
35	10.529	1:47.336
148	14.799	1:49.160
20	14.837	1:49.948
56	20.956	1:52.432
74	33.668	1:59.406

LAP 3 @ 14:57:33.925

NO	BEHIND	LAP TIME
48		1:41.998
86	0.551	1:41.886
126	0.623	1:41.264
127	2.275	1:42.858
13	2.912	1:42.796
85	11.855	1:46.068
37	12.276	1:46.097
55	14.354	1:46.354
35	14.664	1:46.133
148	20.756	1:47.955
20	22.849	1:50.010
56	31.581	1:52.623
74	49.583	1:57.913

LAP 4 @ 14:59:13.868

NO	BEHIND	LAP TIME
126		1:39.320
48	1.844	1:41.787
86	2.939	1:42.331
127	5.827	1:43.495
13	6.213	1:43.244
85	17.971	1:46.059
37	18.229	1:45.896
55	20.019	1:45.608
35	20.753	1:46.032
148	28.002	1:47.189
20	32.880	1:49.974
56	44.236	1:52.598

Weather / Track : Bright / Dry

Results can be found at www.tsl-timing.com

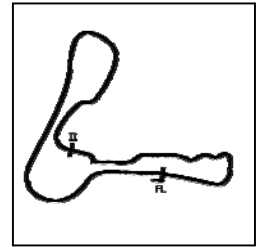
Cadwell Park
Circuit Length = 2.1800 miles
Start: 14:52 Flag 14:59 End: 15:02

Printed - 15:06 Saturday, 03 August 2019

BMCRC - MRO Championships 2019 - Rnd 7 @ Cadwell Park

EDlasia Formula 400

RACE 7 - SECTOR ANALYSIS



SECTOR 1 = FL to I1, SECTOR 2 = I1 to FL, DIFF = Difference To Personal Best Lap, P = Crossed Finish Line in Pit Lane, D = Time Disallowed

P1 126		Glynn DAVIES		Kawasaki -		
IDEAL LAP TIME : 1:39.248		BEST LAP TIME : 1:39.320		DIFFERENCE : 0.072		
LAP	SECTOR 1	SECTOR 2	LAP TIME	MPH	DIFF	TIME OF DAY
1 -		43.720	1:53.229	69.31	13.909	14:54:13.374
2 -	57.620	42.290	1:39.910 (2)	78.55	0.590	14:55:53.284
3 -	58.538	42.726	1:41.264 (3)	77.50	1.944	14:57:34.548
4 -	57.692	41.628	1:39.320 (1)	79.01		14:59:13.868

P2 48		Richie WELSH		Yamaha - EDEN'S EXPERIENCES/PETER FLEMING		
IDEAL LAP TIME : 1:41.787		BEST LAP TIME : 1:41.787		DIFFERENCE : 0.000		
LAP	SECTOR 1	SECTOR 2	LAP TIME	MPH	DIFF	TIME OF DAY
1 -		43.688	1:49.397	71.73	7.610	14:54:09.542
2 -	59.320	43.065	1:42.385 (3)	76.65	0.598	14:55:51.927
3 -	59.201	42.797	1:41.998 (2)	76.94	0.211	14:57:33.925
4 -	59.014	42.773	1:41.787 (1)	77.10		14:59:15.712

P3 86		Mathew SCOTT		Kawasaki - Dynotech Performance		
IDEAL LAP TIME : 1:41.886		BEST LAP TIME : 1:41.886		DIFFERENCE : 0.000		
LAP	SECTOR 1	SECTOR 2	LAP TIME	MPH	DIFF	TIME OF DAY
1 -		43.700	1:49.222	71.85	7.336	14:54:09.367
2 -	59.635	43.588	1:43.223 (3)	76.03	1.337	14:55:52.590
3 -	58.859	43.027	1:41.886 (1)	77.02		14:57:34.476
4 -	58.922	43.409	1:42.331 (2)	76.69	0.445	14:59:16.807

P4 127		Adam GREEN		Kawasaki - Royal Air Force Motorsport Association		
IDEAL LAP TIME : 1:42.858		BEST LAP TIME : 1:42.858		DIFFERENCE : 0.000		
LAP	SECTOR 1	SECTOR 2	LAP TIME	MPH	DIFF	TIME OF DAY
1 -		43.973	1:48.617	72.25	5.759	14:54:08.762
2 -	1:00.394	44.186	1:44.580 (3)	75.04	1.722	14:55:53.342
3 -	59.229	43.629	1:42.858 (1)	76.30		14:57:36.200
4 -	59.488	44.007	1:43.495 (2)	75.83	0.637	14:59:19.695

P5 13 S		Doug EDMONDSON		Yamaha - Stan Stephens Tuning		
IDEAL LAP TIME : 1:42.771		BEST LAP TIME : 1:42.796		DIFFERENCE : 0.025		
LAP	SECTOR 1	SECTOR 2	LAP TIME	MPH	DIFF	TIME OF DAY
1 -		43.750	1:50.154	71.24	7.358	14:54:10.299
2 -	1:00.154	43.588	1:43.742 (3)	75.64	0.946	14:55:54.041
3 -	59.610	43.186	1:42.796 (1)	76.34		14:57:36.837
4 -	59.585	43.659	1:43.244 (2)	76.01	0.448	14:59:20.081

P6 85		James ROBINSON		Kawasaki - claire palastanga ceramics		
IDEAL LAP TIME : 1:45.816		BEST LAP TIME : 1:46.059		DIFFERENCE : 0.243		
LAP	SECTOR 1	SECTOR 2	LAP TIME	MPH	DIFF	TIME OF DAY
1 -		45.204	1:53.416	69.19	7.357	14:54:13.561
2 -	1:01.033	45.118	1:46.151 (3)	73.93	0.092	14:55:59.712
3 -	1:01.106	44.962	1:46.068 (2)	73.99	0.009	14:57:45.780
4 -	1:01.276	44.783	1:46.059 (1)	73.99		14:59:31.839

P7 37 S		Alexander LATHAM		Yamaha - BR-8 / McCrash Racing		
IDEAL LAP TIME : 1:45.626		BEST LAP TIME : 1:45.713		DIFFERENCE : 0.087		
LAP	SECTOR 1	SECTOR 2	LAP TIME	MPH	DIFF	TIME OF DAY
1 -		45.486	1:54.246	68.69	8.533	14:54:14.391
2 -	1:01.177	44.536	1:45.713 (1)	74.23		14:56:00.104
3 -	1:01.492	44.605	1:46.097 (3)	73.97	0.384	14:57:46.201
4 -	1:01.447	44.449	1:45.896 (2)	74.11	0.183	14:59:32.097

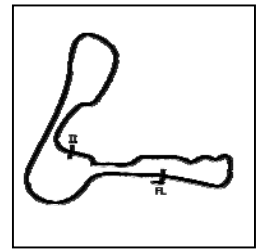
Weather / Track : Bright / Dry

Cadwell Park
Circuit Length = 2.1800 miles
Start: 14:52 Flag 14:59 End: 15:02

BMCRC - MRO Championships 2019 - Rnd 7 @ Cadwell Park

EDlasia Formula 400

RACE 7 - SECTOR ANALYSIS



SECTOR 1 = FL to I1, SECTOR 2 = I1 to FL, DIFF = Difference To Personal Best Lap, P = Crossed Finish Line in Pit Lane, D = Time Disallowed

P8	55 S	Nick COOPER	Honda - Skint Racing - Wemoto.com			
IDEAL LAP TIME : 1:45.608		BEST LAP TIME : 1:45.608		DIFFERENCE : 0.000		
LAP	SECTOR 1	SECTOR 2	LAP TIME	MPH	DIFF	TIME OF DAY
1 -		46.001	1:54.686	68.43	9.078	14:54:14.831
2 -	1:01.779	45.315	1:47.094 (3)	73.28	1.486	14:56:01.925
3 -	1:01.411	44.943	1:46.354 (2)	73.79	0.746	14:57:48.279
4 -	1:00.953	44.655	1:45.608 (1)	74.31		14:59:33.887
P9	148	Ashley SINCLAIR	Kawasaki -			
IDEAL LAP TIME : 1:47.189		BEST LAP TIME : 1:47.189		DIFFERENCE : 0.000		
LAP	SECTOR 1	SECTOR 2	LAP TIME	MPH	DIFF	TIME OF DAY
1 -		45.919	1:57.421	66.83	10.232	14:54:17.566
2 -	1:02.824	46.336	1:49.160 (3)	71.89	1.971	14:56:06.726
3 -	1:02.862	45.093	1:47.955 (2)	72.69	0.766	14:57:54.681
4 -	1:02.299	44.890	1:47.189 (1)	73.21		14:59:41.870
P10	20	Connor SWYER	Kawasaki - WSC Performace & Owkay clothing			
IDEAL LAP TIME : 1:49.566		BEST LAP TIME : 1:49.948		DIFFERENCE : 0.382		
LAP	SECTOR 1	SECTOR 2	LAP TIME	MPH	DIFF	TIME OF DAY
1 -		46.821	1:56.671	67.26	6.723	14:54:16.816
2 -	1:03.138	46.810	1:49.948 (1)	71.37		14:56:06.764
3 -	1:03.395	46.615	1:50.010 (3)	71.33	0.062	14:57:56.774
4 -	1:03.546	46.428	1:49.974 (2)	71.36	0.026	14:59:46.748
P11	56	Kallam SWYER	Kawasaki - Cannadox CBD OIL and lleithyr farms			
IDEAL LAP TIME : 1:52.329		BEST LAP TIME : 1:52.432		DIFFERENCE : 0.103		
LAP	SECTOR 1	SECTOR 2	LAP TIME	MPH	DIFF	TIME OF DAY
1 -		47.737	2:00.306	65.23	7.874	14:54:20.451
2 -	1:05.273	47.159	1:52.432 (1)	69.80		14:56:12.883
3 -	1:05.170	47.453	1:52.623 (3)	69.68	0.191	14:58:05.506
4 -	1:05.239	47.359	1:52.598 (2)	69.69	0.166	14:59:58.104
P12	74 R	David BOWLER	Honda -			
IDEAL LAP TIME : 1:57.111		BEST LAP TIME : 1:57.111		DIFFERENCE : 0.000		
LAP	SECTOR 1	SECTOR 2	LAP TIME	MPH	DIFF	TIME OF DAY
1 -		50.850	2:06.044	62.26	8.933	14:54:26.189
2 -	1:08.108	51.298	1:59.406 (3)	65.72	2.295	14:56:25.595
3 -	1:07.576	50.337	1:57.913 (2)	66.55	0.802	14:58:23.508
4 -	1:06.988	50.123	1:57.111 (1)	67.01		15:00:20.619
P13	35 S	Sam DIGBY-BAKER	Kawasaki -			
IDEAL LAP TIME : 1:45.760		BEST LAP TIME : 1:46.032		DIFFERENCE : 0.272		
LAP	SECTOR 1	SECTOR 2	LAP TIME	MPH	DIFF	TIME OF DAY
1 -		45.730	1:54.975	68.25	8.943	14:54:15.120
2 -	1:01.814	45.522	1:47.336 (3)	73.11	1.304	14:56:02.456
3 -	1:01.353	44.780	1:46.133 (2)	73.94	0.101	14:57:48.589
4 -	1:00.980	45.052	1:46.032 (1)	74.01		14:59:34.621

Weather / Track : Bright / Dry

Results can be found at www.tsl-timing.com

Page 2 of 2

Cadwell Park
Circuit Length = 2.1800 miles
Start: 14:52 Flag 14:59 End: 15:02

Printed - 15:06 Saturday, 03 August 2019

BMCRC - MRO Championships 2019 - Rnd 7 @ Cadwell Park

EDlasia Formula 400

RACE 7 - BEST SECTORS

SECTOR 1			SECTOR 2			IDEAL / BEST COMPARISON						
POS	NO	NAME	TIME	NO	NAME	TIME	POS	NO	NAME	IDEAL	BEST	DIFF
									PERFECT LAP	1:39.248		
1	126	DAVIES	57.620	126	DAVIES	41.628	1	126	DAVIES	1:39.248	1:39.320	0.072
2	86	SCOTT	58.859	48	WELSH	42.773	2	48	WELSH	1:41.787	1:41.787	0.000
3	48	WELSH	59.014	86	SCOTT	43.027	3	86	SCOTT	1:41.886	1:41.886	0.000
4	127	GREEN	59.229	13	EDMONDSON	43.186	4	13	EDMONDSON	1:42.771	1:42.796	0.025
5	13	EDMONDSON	59.585	127	GREEN	43.629	5	127	GREEN	1:42.858	1:42.858	0.000
6	55	COOPER	1:00.953	37	LATHAM	44.449	6	55	COOPER	1:45.608	1:45.608	0.000
7	35	DIGBY-BAKER	1:00.980	55	COOPER	44.655	7	37	LATHAM	1:45.626	1:45.713	0.087
8	85	ROBINSON	1:01.033	35	DIGBY-BAKER	44.780	8	35	DIGBY-BAKER	1:45.760	1:46.032	0.272
9	37	LATHAM	1:01.177	85	ROBINSON	44.783	9	85	ROBINSON	1:45.816	1:46.059	0.243
10	148	SINCLAIR	1:02.299	148	SINCLAIR	44.890	10	148	SINCLAIR	1:47.189	1:47.189	0.000
11	20	SWYER	1:03.138	20	SWYER	46.428	11	20	SWYER	1:49.566	1:49.948	0.382
12	56	SWYER	1:05.170	56	SWYER	47.159	12	56	SWYER	1:52.329	1:52.432	0.103
13	74	BOWLER	1:06.988	74	BOWLER	50.123	13	74	BOWLER	1:57.111	1:57.111	0.000

Weather / Track : Bright / Dry

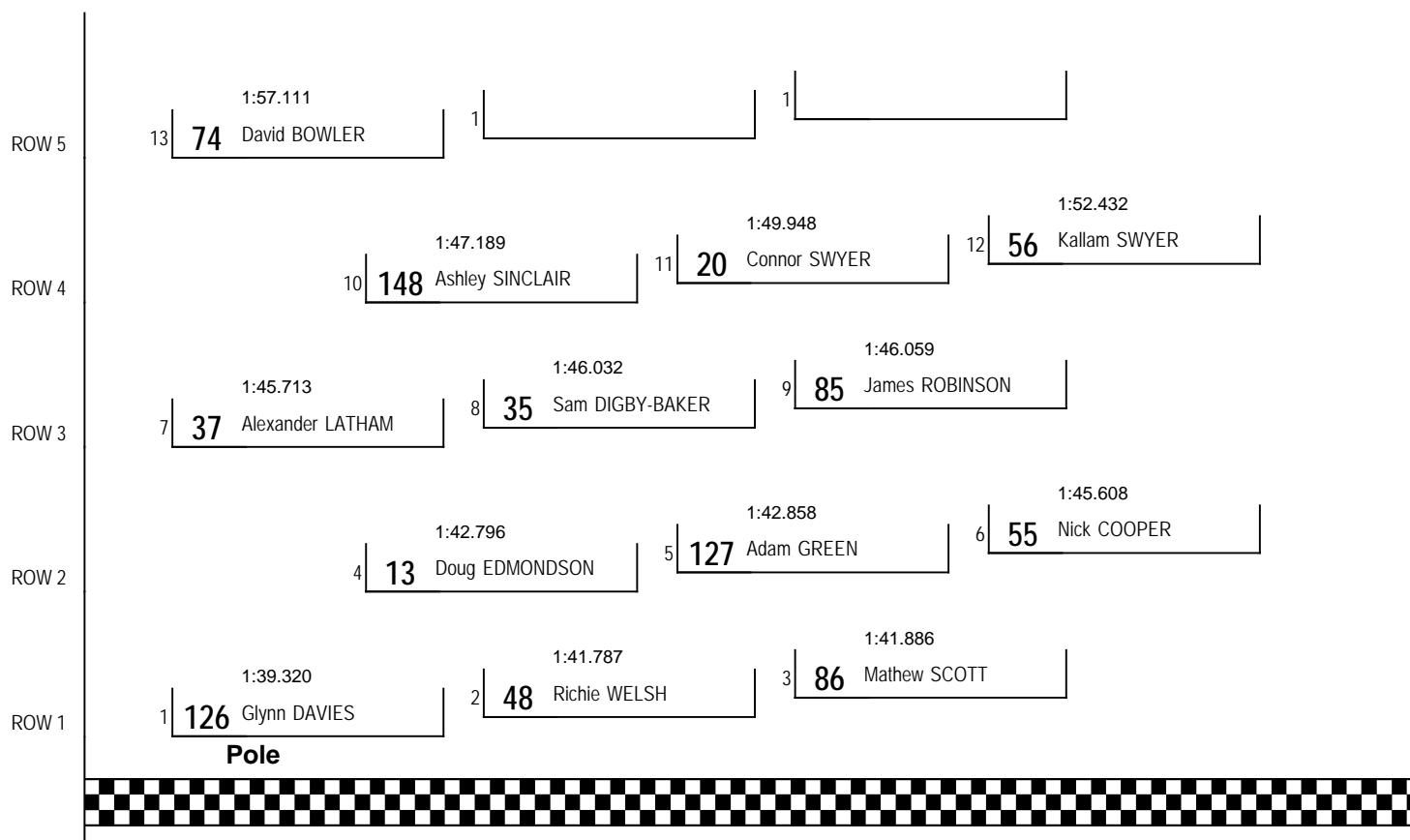
Results can be found at www.tsl-timing.com

Cadwell Park
Circuit Length = 2.1800 miles
Start: 14:52 Flag 14:59 End: 15:02

Printed - 15:06 Saturday, 03 August 2019

EDlasia Formula 400

RACE 17 - GRID (5 Laps)



Cadwell Park
Circuit Length = 2.1800 miles

These results are provisional until the conclusion of any judicial and technical matters.

Clerk Of Course :	Steward :	Timekeeper :
-------------------	-----------	--------------

Results can be found at www.tsl-timing.com

Printed - 15:07 Saturday, 03 August 2019



BMCRC - MRO Championships 2019 - Rnd 7 @ Cadwell Park



EDlasia Formula 400

RACE 17 - CLASSIFICATION

POS	NO	CL	PIC NAME	ENTRY	LAPS	TIME	GAP	DIFF	MPH	BEST	ON
1	126		1 Glynn DAVIES	Kawasaki -	5	8:27.857			77.26	1:40.278	3
2	48		2 Richie WELSH	Yamaha - EDEN'S EXPERIENCES/PETER FLEMING	5	8:36.657	8.800	8.800	75.95	1:41.759	2
3	127		3 Adam GREEN	Kawasaki - Royal Air Force Motorsport Association	5	8:38.946	11.089	2.289	75.61	1:42.127	5
4	13	S	1 Doug EDMONDSON	Yamaha - Stan Stephens Tuning	5	8:45.733	17.876	6.787	74.63	1:43.293	2
5	85		4 James ROBINSON	Kawasaki - claire palastanga ceramics	5	8:54.908	27.051	9.175	73.35	1:45.343	4
6	37	S	2 Alexander LATHAM	Yamaha - BR-8 / McCrash Racing	5	8:56.702	28.845	1.794	73.11	1:44.887	4
7	55	S	3 Nick COOPER	Honda - Skint Racing - Wemoto.com	5	9:08.824	40.967	12.122	71.49	1:48.043	4
8	40		5 Doug BEACOCK	Yamaha -	5	9:11.387	43.530	2.563	71.16	1:48.082	3
9	148		6 Ashley SINCLAIR	Kawasaki -	5	9:12.228	44.371	0.841	71.05	1:47.570	3
10	56		7 Kallam SWYER	Kawasaki - Cannadox CBD OIL and lleithyr farms	5	9:28.012	1:00.155	15.784	69.08	1:51.925	5
11	20		8 Connor SWYER	Kawasaki - WSC Performance & Owkay clothing	5	9:28.147	1:00.290	0.135	69.06	1:50.955	4
12	74	R	1 David BOWLER	Honda -	5	9:53.619	1:25.762	25.472	66.10	1:56.351	5

NOT CLASSIFIED

DNF	86		Mathew SCOTT	Kawasaki - Dynotech Performance	1	1:47.698	4 Laps	4 Laps	72.87		
-----	----	--	--------------	---------------------------------	---	----------	--------	--------	-------	--	--

FASTEST LAP

126			Glynn DAVIES	Kawasaki -	3	1:40.278			78.26 mph	125.95 kph	
13	S		Doug EDMONDSON	Yamaha - Stan Stephens Tuning	2	1:43.293			75.97 mph	122.27 kph	
74	R		David BOWLER	Honda -	5	1:56.351			67.45 mph	108.55 kph	

Class - 92.5% of Race Speed = 71.46 mph
 Class S - 92.5% of Race Speed = 69.03 mph
 Class R - 92.5% of Race Speed = 61.14 mph

Cadwell Park
 Circuit Length = 2.1800 miles
 Start: 18:13 Flag 18:21 End: 18:23

Weather / Track : Bright / Dry
 These results are provisional until the conclusion of any judicial and technical matters.

Clerk Of Course :	Steward :	Timekeeper :
-------------------	-----------	--------------

Results can be found at www.tsl-timing.com

Printed - 18:23 Saturday, 03 August 2019



BMCRC - MRO Championships 2019 - Rnd 7 @ Cadwell Park

EDlasia Formula 400

RACE 17 - LAP CHART

LAP 1 @ 18:15:15.719			LAP 5 @ 18:21:58.899		
NO	BEHIND	LAP TIME	NO	BEHIND	LAP TIME
126		1:44.677	126		1:41.572
86	3.021	1:47.698	48	8.800	1:42.321
13	3.657	1:48.334	127	11.089	1:42.127
48	3.704	1:48.381	13	17.876	1:47.247
127	4.686	1:49.363	85	27.051	1:45.584
85	6.581	1:51.258	37	28.845	1:46.510
37	7.413	1:52.090	55	40.967	1:50.000
55	8.065	1:52.742	40	43.530	1:48.916
56	11.692	1:56.369	148	44.371	1:49.387
40	11.940	1:56.617	56	1:00.155	1:51.925
148	12.465	1:57.142	20	1:00.290	1:51.570
20	15.178	1:59.855	74	1:25.762	1:56.351
74	18.888	2:03.565			

LAP 2 @ 18:16:56.323		
NO	BEHIND	LAP TIME
126		1:40.604
48	4.859	1:41.759
13	6.346	1:43.293
127	6.885	1:42.803
85	13.009	1:47.032
37	14.094	1:47.285
55	16.103	1:48.642
40	20.188	1:48.852
148	21.742	1:49.881
56	23.398	1:52.310
20	28.034	1:53.460
74	37.062	1:58.778

LAP 3 @ 18:18:36.601		
NO	BEHIND	LAP TIME
126		1:40.278
48	6.429	1:41.848
127	8.983	1:42.376
13	9.609	1:43.541
85	18.422	1:45.691
37	19.746	1:45.930
55	25.222	1:49.397
40	27.992	1:48.082
148	29.034	1:47.570
56	36.757	1:53.637
20	40.063	1:52.307
74	54.499	1:57.715

LAP 4 @ 18:20:17.327		
NO	BEHIND	LAP TIME
126		1:40.726
48	8.051	1:42.348
127	10.534	1:42.277
13	12.201	1:43.318
85	23.039	1:45.343
37	23.907	1:44.887
55	32.539	1:48.043
40	36.186	1:48.920
148	36.556	1:48.248
56	49.802	1:53.771
20	50.292	1:50.955
74	1:10.983	1:57.210

Weather / Track : Bright / Dry

Results can be found at www.tsl-timing.com

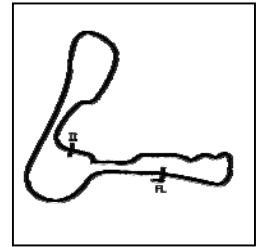
Cadwell Park
Circuit Length = 2.1800 miles
Start: 18:13 Flag 18:21 End: 18:23

Printed - 18:25 Saturday, 03 August 2019

BMCRC - MRO Championships 2019 - Rnd 7 @ Cadwell Park

EDlasia Formula 400

RACE 17 - SECTOR ANALYSIS



SECTOR 1 = FL to I1, SECTOR 2 = I1 to FL, DIFF = Difference To Personal Best Lap, P = Crossed Finish Line in Pit Lane, D = Time Disallowed

P1 126		Glynn DAVIES		Kawasaki -		
IDEAL LAP TIME : 1:40.150		BEST LAP TIME : 1:40.278		DIFFERENCE : 0.128		
LAP	SECTOR 1	SECTOR 2	LAP TIME	MPH	DIFF	TIME OF DAY
1 -		41.792	1:44.677	74.97	4.399	18:15:15.719
2 -	58.582	42.022	1:40.604 (2)	78.00	0.326	18:16:56.323
3 -	58.621	41.657	1:40.278 (1)	78.26		18:18:36.601
4 -	58.493	42.233	1:40.726 (3)	77.91	0.448	18:20:17.327
5 -	59.209	42.363	1:41.572	77.26	1.294	18:21:58.899

P2 48		Richie WELSH		Yamaha - EDEN'S EXPERIENCES/PETER FLEMING		
IDEAL LAP TIME : 1:41.646		BEST LAP TIME : 1:41.759		DIFFERENCE : 0.113		
LAP	SECTOR 1	SECTOR 2	LAP TIME	MPH	DIFF	TIME OF DAY
1 -		42.927	1:48.381	72.41	6.622	18:15:19.423
2 -	59.114	42.645	1:41.759 (1)	77.12		18:17:01.182
3 -	59.001	42.847	1:41.848 (2)	77.05	0.089	18:18:43.030
4 -	59.433	42.915	1:42.348	76.68	0.589	18:20:25.378
5 -	59.167	43.154	1:42.321 (3)	76.70	0.562	18:22:07.699

P3 127		Adam GREEN		Kawasaki - Royal Air Force Motorsport Association		
IDEAL LAP TIME : 1:42.047		BEST LAP TIME : 1:42.127		DIFFERENCE : 0.080		
LAP	SECTOR 1	SECTOR 2	LAP TIME	MPH	DIFF	TIME OF DAY
1 -		43.705	1:49.363	71.76	7.236	18:15:20.405
2 -	59.576	43.227	1:42.803	76.34	0.676	18:17:03.208
3 -	59.143	43.233	1:42.376 (3)	76.65	0.249	18:18:45.584
4 -	59.275	43.002	1:42.277 (2)	76.73	0.150	18:20:27.861
5 -	59.223	42.904	1:42.127 (1)	76.84		18:22:09.988

P4 13 S		Doug EDMONDSON		Yamaha - Stan Stephens Tuning		
IDEAL LAP TIME : 1:43.107		BEST LAP TIME : 1:43.293		DIFFERENCE : 0.186		
LAP	SECTOR 1	SECTOR 2	LAP TIME	MPH	DIFF	TIME OF DAY
1 -		43.056	1:48.334	72.44	5.041	18:15:19.376
2 -	1:00.178	43.115	1:43.293 (1)	75.97		18:17:02.669
3 -	1:00.240	43.301	1:43.541 (3)	75.79	0.248	18:18:46.210
4 -	1:00.051	43.267	1:43.318 (2)	75.96	0.025	18:20:29.528
5 -	1:00.966	46.281	1:47.247	73.17	3.954	18:22:16.775

P5 85		James ROBINSON		Kawasaki - claire palastanga ceramics		
IDEAL LAP TIME : 1:45.026		BEST LAP TIME : 1:45.343		DIFFERENCE : 0.317		
LAP	SECTOR 1	SECTOR 2	LAP TIME	MPH	DIFF	TIME OF DAY
1 -		44.091	1:51.258	70.53	5.915	18:15:22.300
2 -	1:02.785	44.247	1:47.032	73.32	1.689	18:17:09.332
3 -	1:01.211	44.480	1:45.691 (3)	74.25	0.348	18:18:55.023
4 -	1:00.935	44.408	1:45.343 (1)	74.50		18:20:40.366
5 -	1:00.942	44.642	1:45.584 (2)	74.33	0.241	18:22:25.950

P6 37 S		Alexander LATHAM		Yamaha - BR-8 / McCrash Racing		
IDEAL LAP TIME : 1:44.887		BEST LAP TIME : 1:44.887		DIFFERENCE : 0.000		
LAP	SECTOR 1	SECTOR 2	LAP TIME	MPH	DIFF	TIME OF DAY
1 -		43.981	1:52.090	70.01	7.203	18:15:23.132
2 -	1:02.470	44.815	1:47.285	73.15	2.398	18:17:10.417
3 -	1:01.967	43.963	1:45.930 (2)	74.08	1.043	18:18:56.347
4 -	1:01.084	43.803	1:44.887 (1)	74.82		18:20:41.234
5 -	1:01.852	44.658	1:46.510 (3)	73.68	1.623	18:22:27.744

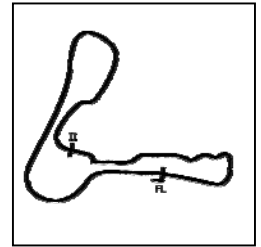
Weather / Track : Bright / Dry

Cadwell Park
Circuit Length = 2.1800 miles
Start: 18:13 Flag 18:21 End: 18:23

BMCRC - MRO Championships 2019 - Rnd 7 @ Cadwell Park

EDlasia Formula 400

RACE 17 - SECTOR ANALYSIS



SECTOR 1 = FL to I1, SECTOR 2 = I1 to FL, DIFF = Difference To Personal Best Lap, P = Crossed Finish Line in Pit Lane, D = Time Disallowed

P7 55 S		Nick COOPER		Honda - Skint Racing - Wemoto.com		
IDEAL LAP TIME : 1:47.621		BEST LAP TIME : 1:48.043		DIFFERENCE : 0.422		
LAP	SECTOR 1	SECTOR 2	LAP TIME	MPH	DIFF	TIME OF DAY
1 -		44.788	1:52.742	69.61	4.699	18:15:23.784
2 -	1:02.918	45.724	1:48.642 (2)	72.23	0.599	18:17:12.426
3 -	1:02.876	46.521	1:49.397 (3)	71.73	1.354	18:19:01.823
4 -	1:02.833	45.210	1:48.043 (1)	72.63		18:20:49.866
5 -	1:02.996	47.004	1:50.000	71.34	1.957	18:22:39.866

P8 40		Doug BEACOCK		Yamaha -		
IDEAL LAP TIME : 1:48.054		BEST LAP TIME : 1:48.082		DIFFERENCE : 0.028		
LAP	SECTOR 1	SECTOR 2	LAP TIME	MPH	DIFF	TIME OF DAY
1 -		46.461	1:56.617	67.29	8.535	18:15:27.659
2 -	1:03.447	45.405	1:48.852 (2)	72.09	0.770	18:17:16.511
3 -	1:02.649	45.433	1:48.082 (1)	72.61		18:19:04.593
4 -	1:03.180	45.740	1:48.920	72.05	0.838	18:20:53.513
5 -	1:03.237	45.679	1:48.916 (3)	72.05	0.834	18:22:42.429

P9 148		Ashley SINCLAIR		Kawasaki -		
IDEAL LAP TIME : 1:47.570		BEST LAP TIME : 1:47.570		DIFFERENCE : 0.000		
LAP	SECTOR 1	SECTOR 2	LAP TIME	MPH	DIFF	TIME OF DAY
1 -		46.585	1:57.142	66.99	9.572	18:15:28.184
2 -	1:04.616	45.265	1:49.881	71.42	2.311	18:17:18.065
3 -	1:02.576	44.994	1:47.570 (1)	72.95		18:19:05.635
4 -	1:02.624	45.624	1:48.248 (2)	72.50	0.678	18:20:53.883
5 -	1:04.258	45.129	1:49.387 (3)	71.74	1.817	18:22:43.270

P10 56		Kallam SWYER		Kawasaki - Cannadox CBD OIL and lleithyr farms		
IDEAL LAP TIME : 1:51.422		BEST LAP TIME : 1:51.925		DIFFERENCE : 0.503		
LAP	SECTOR 1	SECTOR 2	LAP TIME	MPH	DIFF	TIME OF DAY
1 -		46.319	1:56.369	67.44	4.444	18:15:27.411
2 -	1:05.146	47.164	1:52.310 (2)	69.87	0.385	18:17:19.721
3 -	1:05.821	47.816	1:53.637 (3)	69.06	1.712	18:19:13.358
4 -	1:05.631	48.140	1:53.771	68.98	1.846	18:21:07.129
5 -	1:05.103	46.822	1:51.925 (1)	70.11		18:22:59.054

P11 20		Connor SWYER		Kawasaki - WSC Performace & Owkay clothing		
IDEAL LAP TIME : 1:50.955		BEST LAP TIME : 1:50.955		DIFFERENCE : 0.000		
LAP	SECTOR 1	SECTOR 2	LAP TIME	MPH	DIFF	TIME OF DAY
1 -		48.145	1:59.855	65.47	8.900	18:15:30.897
2 -	1:05.464	47.996	1:53.460	69.17	2.505	18:17:24.357
3 -	1:05.014	47.293	1:52.307 (3)	69.88	1.352	18:19:16.664
4 -	1:04.177	46.778	1:50.955 (1)	70.73		18:21:07.619
5 -	1:04.286	47.284	1:51.570 (2)	70.34	0.615	18:22:59.189

P12 74 R		David BOWLER		Honda -		
IDEAL LAP TIME : 1:56.351		BEST LAP TIME : 1:56.351		DIFFERENCE : 0.000		
LAP	SECTOR 1	SECTOR 2	LAP TIME	MPH	DIFF	TIME OF DAY
1 -		50.036	2:03.565	63.51	7.214	18:15:34.607
2 -	1:08.613	50.165	1:58.778	66.07	2.427	18:17:33.385
3 -	1:07.912	49.803	1:57.715 (3)	66.67	1.364	18:19:31.100
4 -	1:07.424	49.786	1:57.210 (2)	66.95	0.859	18:21:28.310
5 -	1:06.724	49.627	1:56.351 (1)	67.45		18:23:24.661

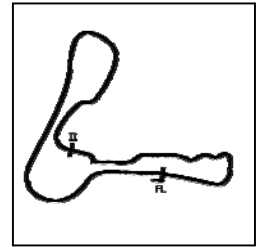
Weather / Track : Bright / Dry

Cadwell Park
 Circuit Length = 2.1800 miles
 Start: 18:13 Flag 18:21 End: 18:23

BMCRC - MRO Championships 2019 - Rnd 7 @ Cadwell Park

EDlasia Formula 400

RACE 17 - SECTOR ANALYSIS



SECTOR 1 = FL to I1, SECTOR 2 = I1 to FL, DIFF = Difference To Personal Best Lap, P = Crossed Finish Line in Pit Lane, D = Time Disallowed

P13	86	Mathew SCOTT	Kawasaki - Dynotech Performance			
IDEAL LAP TIME :		BEST LAP TIME :		DIFFERENCE :		
LAP	SECTOR 1	SECTOR 2	LAP TIME	MPH	DIFF	TIME OF DAY
1 -		42.926	1:47.698	72.87		18:15:18.740

BMCRC - MRO Championships 2019 - Rnd 7 @ Cadwell Park

EDlasia Formula 400

RACE 17 - BEST SECTORS

SECTOR 1			SECTOR 2			IDEAL / BEST COMPARISON						
POS	NO	NAME	TIME	NO	NAME	TIME	POS	NO	NAME	IDEAL	BEST	DIFF
									PERFECT LAP	1:40.150		
1	126	DAVIES	58.493	126	DAVIES	41.657	1	126	DAVIES	1:40.150	1:40.278	0.128
2	48	WELSH	59.001	48	WELSH	42.645	2	48	WELSH	1:41.646	1:41.759	0.113
3	127	GREEN	59.143	127	GREEN	42.904	3	127	GREEN	1:42.047	1:42.127	0.080
4	13	EDMONDSON	1:00.051	86	SCOTT	42.926	4	13	EDMONDSON	1:43.107	1:43.293	0.186
5	85	ROBINSON	1:00.935	13	EDMONDSON	43.056	5	37	LATHAM	1:44.887	1:44.887	0.000
6	37	LATHAM	1:01.084	37	LATHAM	43.803	6	85	ROBINSON	1:45.026	1:45.343	0.317
7	148	SINCLAIR	1:02.576	85	ROBINSON	44.091	7	148	SINCLAIR	1:47.570	1:47.570	0.000
8	40	BEACOCK	1:02.649	55	COOPER	44.788	8	55	COOPER	1:47.621	1:48.043	0.422
9	55	COOPER	1:02.833	148	SINCLAIR	44.994	9	40	BEACOCK	1:48.054	1:48.082	0.028
10	20	SWYER	1:04.177	40	BEACOCK	45.405	10	20	SWYER	1:50.955	1:50.955	0.000
11	56	SWYER	1:05.103	56	SWYER	46.319	11	56	SWYER	1:51.422	1:51.925	0.503
12	74	BOWLER	1:06.724	20	SWYER	46.778	12	74	BOWLER	1:56.351	1:56.351	0.000
13				74	BOWLER	49.627	13	86	SCOTT			

Weather / Track : Bright / Dry

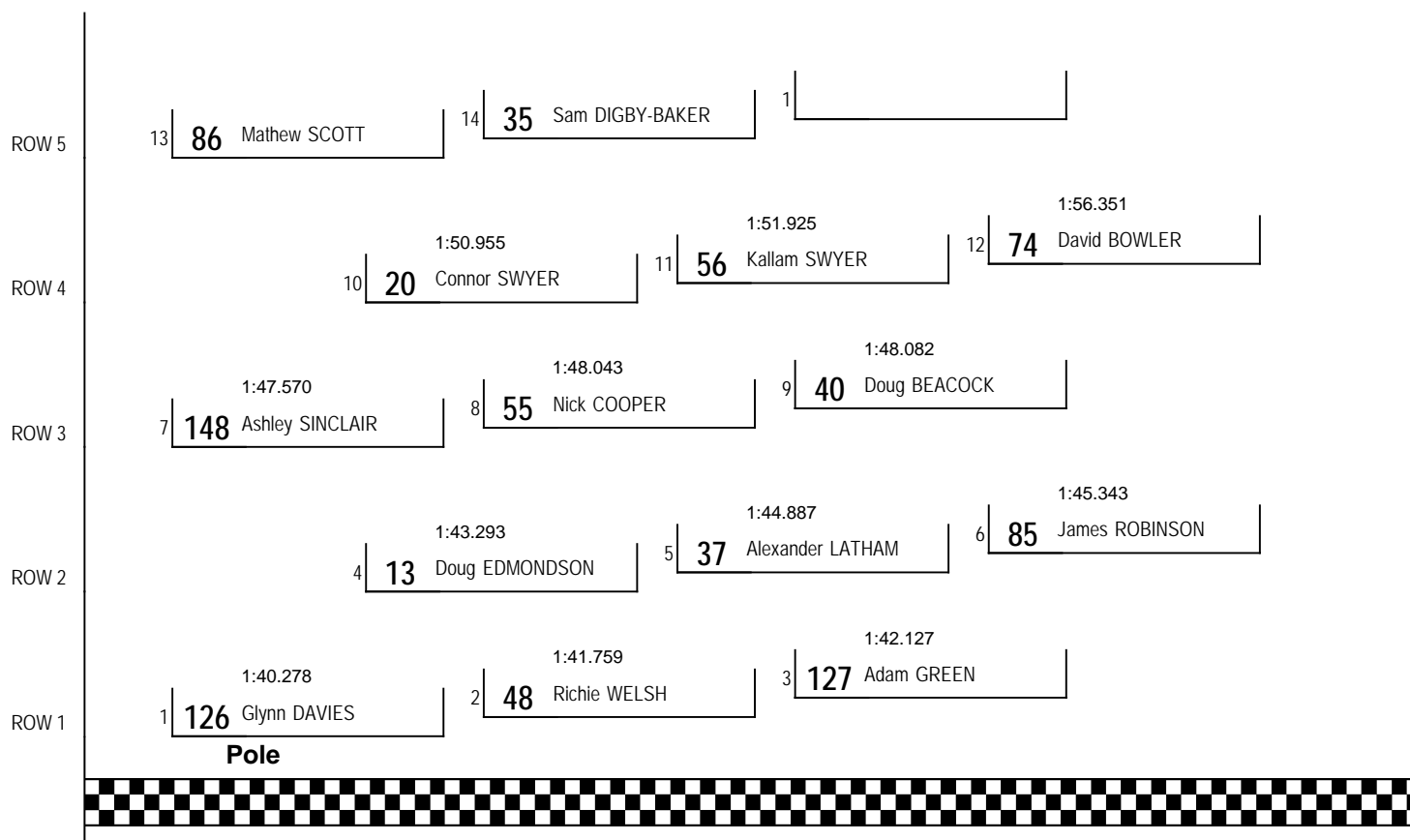
Results can be found at www.tsl-timing.com

Cadwell Park
Circuit Length = 2.1800 miles
Start: 18:13 Flag 18:21 End: 18:23

Printed - 18:25 Saturday, 03 August 2019

EDlasia Formula 400

RACE 7 - GRID (9 Laps)



Cadwell Park
Circuit Length = 2.1800 miles

These results are provisional until the conclusion of any judicial and technical matters.

Clerk Of Course :	Steward :	Timekeeper :
-------------------	-----------	--------------

Results can be found at www.tsl-timing.com

Printed - 18:26 Saturday, 03 August 2019



BMCRC - MRO Championships 2019 - Rnd 7 @ Cadwell Park



EDlasia Formula 400

RACE 7 - CLASSIFICATION

POS	NO	CL	PIC NAME	ENTRY	LAPS	TIME	GAP	DIFF	MPH	BEST	ON
1	126		1 Glynn DAVIES	Kawasaki -	9	15:10.736			77.55	1:38.888	3
2	48		2 Richie WELSH	Yamaha - EDEN'S EXPERIENCES/PETER FLEMING	9	15:15.911	5.175	5.175	77.11	1:40.107	2
3	127		3 Adam GREEN	Kawasaki - Royal Air Force Motorsport Association	9	15:30.802	20.066	14.891	75.88	1:42.352	5
4	13	S	1 Doug EDMONDSON	Yamaha - Stan Stephens Tuning	9	15:46.078	35.342	15.276	74.65	1:43.636	6
5	85		4 James ROBINSON	Kawasaki - claire palastanga ceramics	9	15:59.132	48.396	13.054	73.64	1:44.563	3
6	37	S	2 Alexander LATHAM	Yamaha - BR-8 / McCrash Racing	9	16:00.112	49.376	0.980	73.56	1:44.392	3
7	55	S	3 Nick COOPER	Honda - Skint Racing - Wemoto.com	9	16:14.490	1:03.754	14.378	72.48	1:46.155	5
8	148		5 Ashley SINCLAIR	Kawasaki -	9	16:14.634	1:03.898	0.144	72.47	1:45.918	9
9	20		6 Connor SWYER	Kawasaki - WSC Performace & Owkay clothing	9	16:31.469	1:20.733	16.835	71.24	1:47.466	6
10	56		7 Kallam SWYER	Kawasaki - Cannadox CBD OIL and lleithyr farms	9	16:49.539	1:38.803	18.070	69.96	1:49.535	4
11	35	S	4 Sam DIGBY-BAKER	Kawasaki -	8	15:08.819	1 Lap	1 Lap	69.08	1:52.131	7
12	74	R	1 David BOWLER	Honda -	8	15:41.720	1 Lap	32.901	66.67	1:55.867	2

FASTEST LAP

126			Glynn DAVIES	Kawasaki -	3	1:38.888		79.36 mph	127.72 kph
13	S		Doug EDMONDSON	Yamaha - Stan Stephens Tuning	6	1:43.636		75.72 mph	121.87 kph
74	R		David BOWLER	Honda -	2	1:55.867		67.73 mph	109.00 kph

Class - 92.5% of Race Speed = 71.73 mph
 Class S - 92.5% of Race Speed = 69.05 mph
 Class R - 92.5% of Race Speed = 61.66 mph

Cadwell Park
 Circuit Length = 2.1800 miles
 Start: 11:43 Flag 11:59 End: 12:01

Weather / Track : Bright / Dry
 These results are provisional until the conclusion of any judicial and technical matters.

Clerk Of Course :	Steward :	Timekeeper :
-------------------	-----------	--------------

Results can be found at www.tsl-timing.com

Printed - 12:33 Sunday, 04 August 2019



BMCRC - MRO Championships 2019 - Rnd 7 @ Cadwell Park

EDlasia Formula 400

RACE 7 - LAP CHART

LAP 1 @ 11:45:44.976			LAP 5 @ 11:52:24.658			LAP 9 @ 11:59:09.492		
NO	BEHIND	LAP TIME	NO	BEHIND	LAP TIME	NO	BEHIND	LAP TIME
126		1:46.220	126		1:40.511	126		1:41.281
48	0.761	1:46.981	48	5.789	1:41.525	48	5.175	1:41.287
127	3.262	1:49.482	127	14.536	1:42.352	127	20.066	1:42.389
13	4.231	1:50.451	13	21.219	1:43.862	74	1 Lap	1:56.829
55	9.289	1:55.509	85	30.582	1:45.983	13	35.342	1:46.867
37	9.487	1:55.707	37	31.087	1:45.859	85	48.396	1:45.495
85	9.517	1:55.737	55	39.115	1:46.155	37	49.376	1:46.690
148	10.724	1:56.944	148	40.683	1:46.630	55	1:03.754	1:46.360
56	13.006	1:59.226	20	50.495	1:48.267	148	1:03.898	1:45.918
20	13.714	1:59.934	56	54.687	1:50.619	20	1:20.733	1:48.715
35	14.959	2:01.179	35	1:05.644	1:52.241	56	1:38.803	1:52.647
74	18.148	2:04.368	74	1:25.104	1:56.178			

LAP 2 @ 11:47:25.733			LAP 6 @ 11:54:05.682		
NO	BEHIND	LAP TIME	NO	BEHIND	LAP TIME
126		1:40.757	126		1:41.024
48	0.111	1:40.107	48	6.127	1:41.362
127	5.432	1:42.927	127	16.393	1:42.881
13	7.364	1:43.890	13	23.831	1:43.636
85	13.957	1:45.197	85	34.988	1:45.430
37	14.427	1:45.697	37	35.652	1:45.589
55	15.843	1:47.311	55	45.352	1:47.261
148	17.938	1:47.971	148	47.016	1:47.357
56	23.308	1:51.059	20	56.937	1:47.466
20	23.334	1:50.377	56	1:05.625	1:51.962
35	26.482	1:52.280	35	1:16.920	1:52.300
74	33.258	1:55.867	74	1:40.929	1:56.849

LAP 3 @ 11:49:04.621			LAP 7 @ 11:55:46.924		
NO	BEHIND	LAP TIME	NO	BEHIND	LAP TIME
126		1:38.888	126		1:41.242
48	2.626	1:41.403	48	5.993	1:41.108
127	9.517	1:42.973	127	17.796	1:42.645
13	12.773	1:44.297	13	26.733	1:44.144
85	19.632	1:44.563	85	39.330	1:45.584
37	19.931	1:44.392	37	39.814	1:45.404
55	25.825	1:48.870	55	51.542	1:47.432
148	26.489	1:47.439	148	53.722	1:47.948
20	33.515	1:49.069	20	1:04.286	1:48.591
56	34.570	1:50.150	56	1:16.154	1:51.771
35	41.039	1:53.445	35	1:27.809	1:52.131
74	51.001	1:56.631			

LAP 4 @ 11:50:44.147			LAP 8 @ 11:57:28.211		
NO	BEHIND	LAP TIME	NO	BEHIND	LAP TIME
126		1:39.526	126		1:41.287
48	4.775	1:41.675	48	5.169	1:40.463
127	12.695	1:42.704	74	1 Lap	1:57.036
13	17.868	1:44.621	127	18.958	1:42.449
85	25.110	1:45.004	13	29.756	1:44.310
37	25.739	1:45.334	37	43.967	1:45.440
55	33.471	1:47.172	85	44.182	1:46.139
148	34.564	1:47.601	55	58.675	1:48.420
20	42.739	1:48.750	148	59.261	1:46.826
56	44.579	1:49.535	20	1:13.299	1:50.300
35	53.914	1:52.401	56	1:27.437	1:52.570
74	1:09.437	1:57.962	35	1:39.364	1:52.842

Weather / Track : Bright / Dry

Results can be found at www.tsl-timing.com

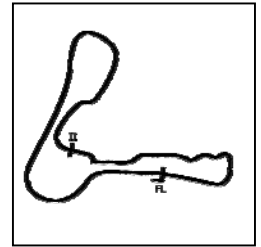
Cadwell Park
Circuit Length = 2.1800 miles
Start: 11:43 Flag 11:59 End: 12:01

Printed - 12:03 Sunday, 04 August 2019

BMCRC - MRO Championships 2019 - Rnd 7 @ Cadwell Park

EDlasia Formula 400

RACE 7 - SECTOR ANALYSIS



SECTOR 1 = FL to I1, SECTOR 2 = I1 to FL, DIFF = Difference To Personal Best Lap, P = Crossed Finish Line in Pit Lane, D = Time Disallowed

P1 126		Glynn DAVIES		Kawasaki -		
IDEAL LAP TIME : 1:38.888		BEST LAP TIME : 1:38.888		DIFFERENCE : 0.000		
LAP	SECTOR 1	SECTOR 2	LAP TIME	MPH	DIFF	TIME OF DAY
1 -		41.958	1:46.220	73.88	7.332	11:45:44.976
2 -	58.123	42.634	1:40.757	77.89	1.869	11:47:25.733
3 -	57.639	41.249	1:38.888 (1)	79.36		11:49:04.621
4 -	57.925	41.601	1:39.526 (2)	78.85	0.638	11:50:44.147
5 -	58.249	42.262	1:40.511 (3)	78.08	1.623	11:52:24.658
6 -	58.563	42.461	1:41.024	77.68	2.136	11:54:05.682
7 -	59.014	42.228	1:41.242	77.51	2.354	11:55:46.924
8 -	58.927	42.360	1:41.287	77.48	2.399	11:57:28.211
9 -	58.736	42.545	1:41.281	77.48	2.393	11:59:09.492

P2 48		Richie WELSH		Yamaha - EDEN'S EXPERIENCES/PETER FLEMING		
IDEAL LAP TIME : 1:40.107		BEST LAP TIME : 1:40.107		DIFFERENCE : 0.000		
LAP	SECTOR 1	SECTOR 2	LAP TIME	MPH	DIFF	TIME OF DAY
1 -		42.211	1:46.981	73.35	6.874	11:45:45.737
2 -	58.047	42.060	1:40.107 (1)	78.39		11:47:25.844
3 -	58.646	42.757	1:41.403	77.39	1.296	11:49:07.247
4 -	58.928	42.747	1:41.675	77.18	1.568	11:50:48.922
5 -	59.003	42.522	1:41.525	77.30	1.418	11:52:30.447
6 -	58.863	42.499	1:41.362	77.42	1.255	11:54:11.809
7 -	58.804	42.304	1:41.108 (3)	77.62	1.001	11:55:52.917
8 -	58.181	42.282	1:40.463 (2)	78.11	0.356	11:57:33.380
9 -	58.604	42.683	1:41.287	77.48	1.180	11:59:14.667

P3 127		Adam GREEN		Kawasaki - Royal Air Force Motorsport Association		
IDEAL LAP TIME : 1:42.094		BEST LAP TIME : 1:42.352		DIFFERENCE : 0.258		
LAP	SECTOR 1	SECTOR 2	LAP TIME	MPH	DIFF	TIME OF DAY
1 -		43.309	1:49.482	71.68	7.130	11:45:48.238
2 -	59.316	43.611	1:42.927	76.24	0.575	11:47:31.165
3 -	59.518	43.455	1:42.973	76.21	0.621	11:49:14.138
4 -	59.308	43.396	1:42.704	76.41	0.352	11:50:56.842
5 -	59.208	43.144	1:42.352 (1)	76.67		11:52:39.194
6 -	59.287	43.594	1:42.881	76.28	0.529	11:54:22.075
7 -	59.229	43.416	1:42.645	76.45	0.293	11:56:04.720
8 -	58.950	43.499	1:42.449 (3)	76.60	0.097	11:57:47.169
9 -	59.131	43.258	1:42.389 (2)	76.64	0.037	11:59:29.558

P4 13 S		Doug EDMONDSON		Yamaha - Stan Stephens Tuning		
IDEAL LAP TIME : 1:43.486		BEST LAP TIME : 1:43.636		DIFFERENCE : 0.150		
LAP	SECTOR 1	SECTOR 2	LAP TIME	MPH	DIFF	TIME OF DAY
1 -		43.425	1:50.451	71.05	6.815	11:45:49.207
2 -	1:00.215	43.675	1:43.890 (3)	75.54	0.254	11:47:33.097
3 -	1:00.606	43.691	1:44.297	75.24	0.661	11:49:17.394
4 -	1:00.748	43.873	1:44.621	75.01	0.985	11:51:02.015
5 -	1:00.331	43.531	1:43.862 (2)	75.56	0.226	11:52:45.877
6 -	1:00.365	43.271	1:43.636 (1)	75.72		11:54:29.513
7 -	1:00.387	43.757	1:44.144	75.35	0.508	11:56:13.657
8 -	1:00.661	43.649	1:44.310	75.23	0.674	11:57:57.967
9 -	1:01.106	45.761	1:46.867	73.43	3.231	11:59:44.834

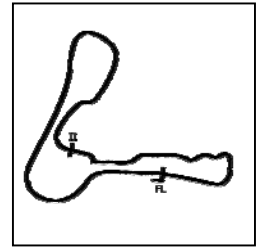
Weather / Track : Bright / Dry

Cadwell Park
Circuit Length = 2.1800 miles
Start: 11:43 Flag 11:59 End: 12:01

BMCRC - MRO Championships 2019 - Rnd 7 @ Cadwell Park

EDlasia Formula 400

RACE 7 - SECTOR ANALYSIS



SECTOR 1 = FL to I1, SECTOR 2 = I1 to FL, DIFF = Difference To Personal Best Lap, P = Crossed Finish Line in Pit Lane, D = Time Disallowed

P5 85		James ROBINSON		Kawasaki - claire palastanga ceramics		
IDEAL LAP TIME : 1:44.563		BEST LAP TIME : 1:44.563		DIFFERENCE : 0.000		
LAP	SECTOR 1	SECTOR 2	LAP TIME	MPH	DIFF	TIME OF DAY
1 -		45.264	1:55.737	67.80	11.174	11:45:54.493
2 -	1:00.914	44.283	1:45.197 (3)	74.60	0.634	11:47:39.690
3 -	1:00.420	44.143	1:44.563 (1)	75.05		11:49:24.253
4 -	1:00.529	44.475	1:45.004 (2)	74.74	0.441	11:51:09.257
5 -	1:01.048	44.935	1:45.983	74.05	1.420	11:52:55.240
6 -	1:00.965	44.465	1:45.430	74.43	0.867	11:54:40.670
7 -	1:01.173	44.411	1:45.584	74.33	1.021	11:56:26.254
8 -	1:00.907	45.232	1:46.139	73.94	1.576	11:58:12.393
9 -	1:01.160	44.335	1:45.495	74.39	0.932	11:59:57.888

P6 37 S		Alexander LATHAM		Yamaha - BR-8 / McCrash Racing		
IDEAL LAP TIME : 1:44.060		BEST LAP TIME : 1:44.392		DIFFERENCE : 0.332		
LAP	SECTOR 1	SECTOR 2	LAP TIME	MPH	DIFF	TIME OF DAY
1 -		45.981	1:55.707	67.82	11.315	11:45:54.463
2 -	1:02.050	43.647	1:45.697	74.25	1.305	11:47:40.160
3 -	1:00.905	43.487	1:44.392 (1)	75.17		11:49:24.552
4 -	1:00.573	44.761	1:45.334 (2)	74.50	0.942	11:51:09.886
5 -	1:00.829	45.030	1:45.859	74.13	1.467	11:52:55.745
6 -	1:01.878	43.711	1:45.589	74.32	1.197	11:54:41.334
7 -	1:01.027	44.377	1:45.404 (3)	74.45	1.012	11:56:26.738
8 -	1:01.013	44.427	1:45.440	74.43	1.048	11:58:12.178
9 -	1:01.954	44.736	1:46.690	73.55	2.298	11:59:58.868

P7 55 S		Nick COOPER		Honda - Skint Racing - Wemoto.com		
IDEAL LAP TIME : 1:46.049		BEST LAP TIME : 1:46.155		DIFFERENCE : 0.106		
LAP	SECTOR 1	SECTOR 2	LAP TIME	MPH	DIFF	TIME OF DAY
1 -		46.113	1:55.509	67.94	9.354	11:45:54.265
2 -	1:02.378	44.933	1:47.311	73.13	1.156	11:47:41.576
3 -	1:02.596	46.274	1:48.870	72.08	2.715	11:49:30.446
4 -	1:02.293	44.879	1:47.172 (3)	73.22	1.017	11:51:17.618
5 -	1:01.522	44.633	1:46.155 (1)	73.93		11:53:03.773
6 -	1:02.377	44.884	1:47.261	73.16	1.106	11:54:51.034
7 -	1:01.908	45.524	1:47.432	73.05	1.277	11:56:38.466
8 -	1:02.952	45.468	1:48.420	72.38	2.265	11:58:26.886
9 -	1:01.416	44.944	1:46.360 (2)	73.78	0.205	12:00:13.246

P8 148		Ashley SINCLAIR		Kawasaki -		
IDEAL LAP TIME : 1:45.918		BEST LAP TIME : 1:45.918		DIFFERENCE : 0.000		
LAP	SECTOR 1	SECTOR 2	LAP TIME	MPH	DIFF	TIME OF DAY
1 -		45.492	1:56.944	67.10	11.026	11:45:55.700
2 -	1:02.680	45.291	1:47.971	72.68	2.053	11:47:43.671
3 -	1:02.205	45.234	1:47.439	73.04	1.521	11:49:31.110
4 -	1:02.480	45.121	1:47.601	72.93	1.683	11:51:18.711
5 -	1:01.726	44.904	1:46.630 (2)	73.60	0.712	11:53:05.341
6 -	1:02.142	45.215	1:47.357	73.10	1.439	11:54:52.698
7 -	1:02.128	45.820	1:47.948	72.70	2.030	11:56:40.646
8 -	1:02.203	44.623	1:46.826 (3)	73.46	0.908	11:58:27.472
9 -	1:01.552	44.366	1:45.918 (1)	74.09		12:00:13.390

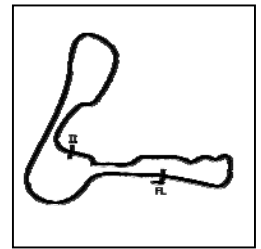
Weather / Track : Bright / Dry

Cadwell Park
Circuit Length = 2.1800 miles
Start: 11:43 Flag 11:59 End: 12:01

BMCRC - MRO Championships 2019 - Rnd 7 @ Cadwell Park

EDlasia Formula 400

RACE 7 - SECTOR ANALYSIS



SECTOR 1 = FL to I1, SECTOR 2 = I1 to FL, DIFF = Difference To Personal Best Lap, P = Crossed Finish Line in Pit Lane, D = Time Disallowed

P9 20		Connor SWYER		Kawasaki - WSC Performance & Owkay clothing		
IDEAL LAP TIME : 1:47.466		BEST LAP TIME : 1:47.466		DIFFERENCE : 0.000		
LAP	SECTOR 1	SECTOR 2	LAP TIME	MPH	DIFF	TIME OF DAY
1 -		46.832	1:59.934	65.43	12.468	11:45:58.690
2 -	1:03.951	46.426	1:50.377	71.10	2.911	11:47:49.067
3 -	1:02.926	46.143	1:49.069	71.95	1.603	11:49:38.136
4 -	1:03.220	45.530	1:48.750	72.16	1.284	11:51:26.886
5 -	1:02.878	45.389	1:48.267 (2)	72.48	0.801	11:53:15.153
6 -	1:02.283	45.183	1:47.466 (1)	73.02		11:55:02.619
7 -	1:02.953	45.638	1:48.591 (3)	72.27	1.125	11:56:51.210
8 -	1:04.311	45.989	1:50.300	71.15	2.834	11:58:41.510
9 -	1:03.403	45.312	1:48.715	72.18	1.249	12:00:30.225

P10 56		Kallam SWYER		Kawasaki - Cannadox CBD OIL and lleithyr farms		
IDEAL LAP TIME : 1:49.222		BEST LAP TIME : 1:49.535		DIFFERENCE : 0.313		
LAP	SECTOR 1	SECTOR 2	LAP TIME	MPH	DIFF	TIME OF DAY
1 -		46.537	1:59.226	65.82	9.691	11:45:57.982
2 -	1:04.380	46.679	1:51.059	70.66	1.524	11:47:49.041
3 -	1:04.135	46.015	1:50.150 (2)	71.24	0.615	11:49:39.191
4 -	1:03.207	46.328	1:49.535 (1)	71.64		11:51:28.726
5 -	1:04.088	46.531	1:50.619 (3)	70.94	1.084	11:53:19.345
6 -	1:05.137	46.825	1:51.962	70.09	2.427	11:55:11.307
7 -	1:04.987	46.784	1:51.771	70.21	2.236	11:57:03.078
8 -	1:05.773	46.797	1:52.570	69.71	3.035	11:58:55.648
9 -	1:05.325	47.322	1:52.647	69.66	3.112	12:00:48.295

P11 74 R		David BOWLER		Honda -		
IDEAL LAP TIME : 1:55.579		BEST LAP TIME : 1:55.867		DIFFERENCE : 0.288		
LAP	SECTOR 1	SECTOR 2	LAP TIME	MPH	DIFF	TIME OF DAY
1 -		49.978	2:04.368	63.10	8.501	11:46:03.124
2 -	1:06.399	49.468	1:55.867 (1)	67.73		11:47:58.991
3 -	1:06.696	49.935	1:56.631 (3)	67.28	0.764	11:49:55.622
4 -	1:08.090	49.872	1:57.962	66.53	2.095	11:51:53.584
5 -	1:06.998	49.180	1:56.178 (2)	67.55	0.311	11:53:49.762
6 -	1:07.301	49.548	1:56.849	67.16	0.982	11:55:46.611
7 -	1:06.999	50.037	1:57.036	67.05	1.169	11:57:43.647
8 -	1:07.487	49.342	1:56.829	67.17	0.962	11:59:40.476

P12 35 S		Sam DIGBY-BAKER		Kawasaki -		
IDEAL LAP TIME : 1:51.738		BEST LAP TIME : 1:52.131		DIFFERENCE : 0.393		
LAP	SECTOR 1	SECTOR 2	LAP TIME	MPH	DIFF	TIME OF DAY
1 -		47.032	2:01.179	64.76	9.048	11:45:59.935
2 -	1:04.712	47.568	1:52.280 (3)	69.89	0.149	11:47:52.215
3 -	1:06.021	47.424	1:53.445	69.17	1.314	11:49:45.660
4 -	1:05.302	47.099	1:52.401	69.82	0.270	11:51:38.061
5 -	1:04.995	47.246	1:52.241 (2)	69.92	0.110	11:53:30.302
6 -	1:05.050	47.250	1:52.300	69.88	0.169	11:55:22.602
7 -	1:05.105	47.026	1:52.131 (1)	69.99		11:57:14.733
8 -	1:05.469	47.373	1:52.842	69.54	0.711	11:59:07.575

Weather / Track : Bright / Dry

Cadwell Park
Circuit Length = 2.1800 miles
Start: 11:43 Flag 11:59 End: 12:01

BMCRC - MRO Championships 2019 - Rnd 7 @ Cadwell Park

EDlasia Formula 400

RACE 7 - BEST SECTORS

SECTOR 1			SECTOR 2			IDEAL / BEST COMPARISON						
POS	NO	NAME	TIME	NO	NAME	TIME	POS	NO	NAME	IDEAL	BEST	DIFF
									PERFECT LAP	1:38.888		
1	126	DAVIES	57.639	126	DAVIES	41.249	1	126	DAVIES	1:38.888	1:38.888	0.000
2	48	WELSH	58.047	48	WELSH	42.060	2	48	WELSH	1:40.107	1:40.107	0.000
3	127	GREEN	58.950	127	GREEN	43.144	3	127	GREEN	1:42.094	1:42.352	0.258
4	13	EDMONDSON	1:00.215	13	EDMONDSON	43.271	4	13	EDMONDSON	1:43.486	1:43.636	0.150
5	85	ROBINSON	1:00.420	37	LATHAM	43.487	5	37	LATHAM	1:44.060	1:44.392	0.332
6	37	LATHAM	1:00.573	85	ROBINSON	44.143	6	85	ROBINSON	1:44.563	1:44.563	0.000
7	55	COOPER	1:01.416	148	SINCLAIR	44.366	7	148	SINCLAIR	1:45.918	1:45.918	0.000
8	148	SINCLAIR	1:01.552	55	COOPER	44.633	8	55	COOPER	1:46.049	1:46.155	0.106
9	20	SWYER	1:02.283	20	SWYER	45.183	9	20	SWYER	1:47.466	1:47.466	0.000
10	56	SWYER	1:03.207	56	SWYER	46.015	10	56	SWYER	1:49.222	1:49.535	0.313
11	35	DIGBY-BAKER	1:04.712	35	DIGBY-BAKER	47.026	11	35	DIGBY-BAKER	1:51.738	1:52.131	0.393
12	74	BOWLER	1:06.399	74	BOWLER	49.180	12	74	BOWLER	1:55.579	1:55.867	0.288

Weather / Track : Bright / Dry

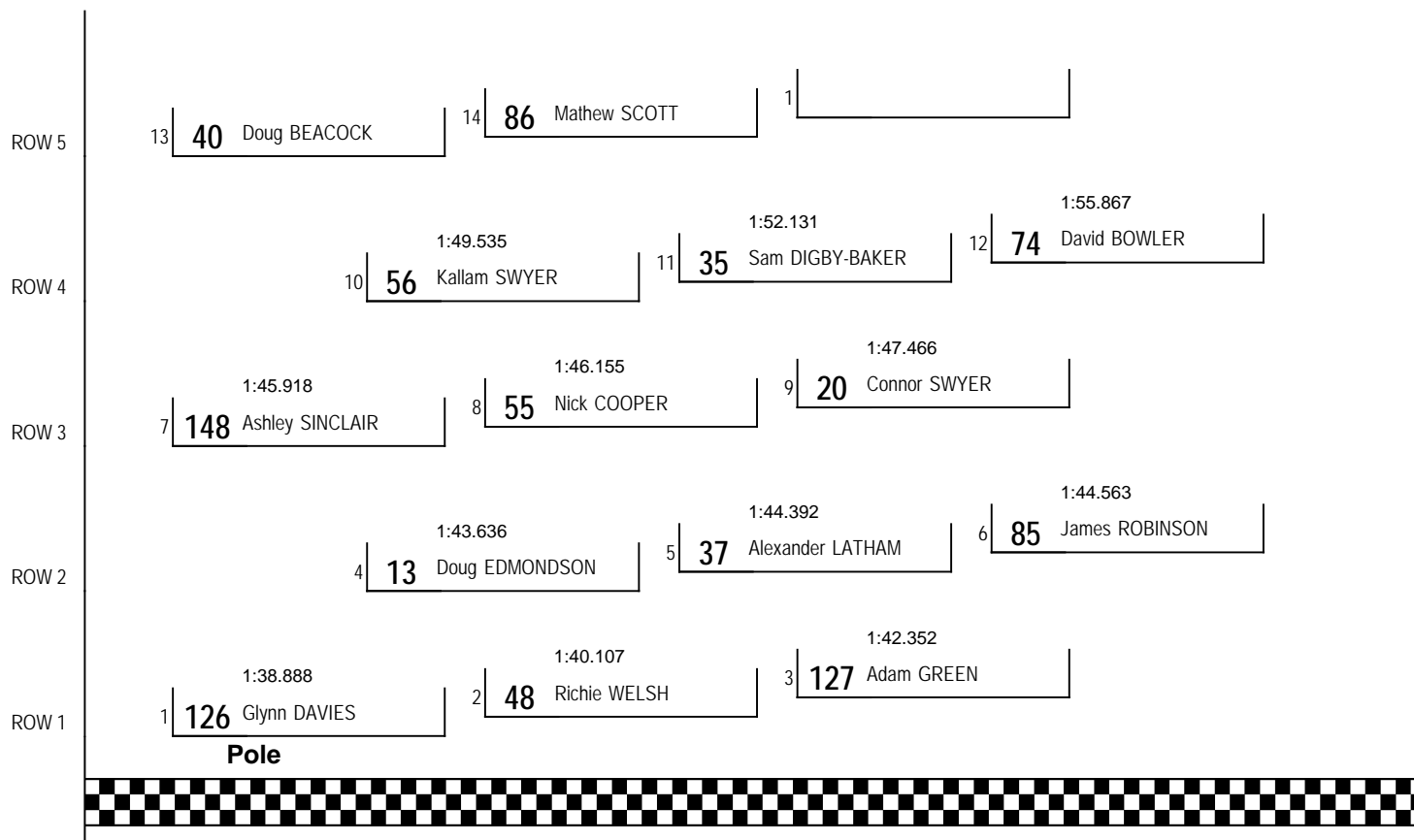
Results can be found at www.tsl-timing.com

Cadwell Park
Circuit Length = 2.1800 miles
Start: 11:43 Flag 11:59 End: 12:01

Printed - 12:03 Sunday, 04 August 2019

EDlasia Formula 400

RACE 17 - GRID (9 Laps)



Cadwell Park
Circuit Length = 2.1800 miles

These results are provisional until the conclusion of any judicial and technical matters.

Clerk Of Course :	Steward :	Timekeeper :
-------------------	-----------	--------------

Results can be found at www.tsl-timing.com

Printed - 12:04 Sunday, 04 August 2019



BMCRC - MRO Championships 2019 - Rnd 7 @ Cadwell Park



EDlasia Formula 400

RACE 17 - CLASSIFICATION

POS	NO	CL	PIC NAME	ENTRY	LAPS	TIME	GAP	DIFF	MPH	BEST	ON
1	126		1 Glynn DAVIES	Kawasaki -	9	15:09.242			77.68	1:39.594	2
2	48		2 Richie WELSH	Yamaha - EDEN'S EXPERIENCES/PETER FLEMING	9	15:23.877	14.635	14.635	76.45	1:41.483	4
3	127		3 Adam GREEN	Kawasaki - Royal Air Force Motorsport Association	9	15:39.543	30.301	15.666	75.17	1:42.600	8
4	85		4 James ROBINSON	Kawasaki - claire palastanga ceramics	9	15:42.726	33.484	3.183	74.92	1:43.359	5
5	148		5 Ashley SINCLAIR	Kawasaki -	9	16:19.206	1:09.964	36.480	72.13	1:47.141	5
6	55	S	1 Nick COOPER	Honda - Skint Racing - Wemoto.com	9	16:32.186	1:22.944	12.980	71.18	1:47.052	2
7	56		6 Kallam SWYER	Kawasaki - Cannadox CBD OIL and lleithyr farms	9	16:50.977	1:41.735	18.791	69.86	1:50.054	2
8	35	S	2 Sam DIGBY-BAKER	Kawasaki -	8	15:17.770	1 Lap	1 Lap	68.40	1:52.371	8
9	74	R	1 David BOWLER	Honda -	8	15:41.213	1 Lap	23.443	66.70	1:55.662	4

NOT CLASSIFIED

DNF	20		Connor SWYER	Kawasaki - WSC Performace & Owkay clothing	4	7:35.939	5 Laps	4 Laps	68.85	1:51.202	2
DNF	37	S	Alexander LATHAM	Yamaha - BR-8 / McCrash Racing	2	3:37.186	7 Laps	2 Laps	72.27	1:45.076	2

FASTEST LAP

126			Glynn DAVIES	Kawasaki -	2	1:39.594			78.80 mph	126.81 kph
37	S		Alexander LATHAM	Yamaha - BR-8 / McCrash Racing	2	1:45.076			74.68 mph	120.20 kph
74	R		David BOWLER	Honda -	4	1:55.662			67.85 mph	109.19 kph

Class - 92.5% of Race Speed = 71.85 mph
 Class S - 92.5% of Race Speed = 65.84 mph
 Class R - 92.5% of Race Speed = 61.69 mph

Cadwell Park
 Circuit Length = 2.1800 miles
 Start: 16:07 Flag 16:23 End: 16:24

Weather / Track : Bright / Dry

These results are provisional until the conclusion of any judicial and technical matters.

Clerk Of Course :	Steward :	Timekeeper :
-------------------	-----------	--------------

Results can be found at www.tsl-timing.com

Printed - 16:25 Sunday, 04 August 2019



BMCRG - MRO Championships 2019 - Rnd 7 @ Cadwell Park

EDlasia Formula 400

RACE 17 - LAP CHART

LAP 1 @ 16:09:41.993

NO	BEHIND	LAP TIME
126		1:45.020
48	2.505	1:47.525
127	5.394	1:50.414
85	6.165	1:51.185
37	7.090	1:52.110
55	10.236	1:55.256
148	10.988	1:56.008
56	12.360	1:57.380
20	14.102	1:59.122
35	15.654	2:00.674
74	19.230	2:04.250

LAP 2 @ 16:11:21.587

NO	BEHIND	LAP TIME
126		1:39.594
48	4.402	1:41.491
127	9.465	1:43.665
85	10.294	1:43.723
37	12.572	1:45.076
55	17.694	1:47.052
148	19.349	1:47.955
56	22.820	1:50.054
20	25.710	1:51.202
35	29.387	1:53.327
74	37.661	1:58.025

LAP 3 @ 16:13:01.719

NO	BEHIND	LAP TIME
126		1:40.132
48	6.002	1:41.732
127	13.346	1:44.013
85	13.656	1:43.494
55	26.608	1:49.046
148	27.718	1:48.501
56	34.023	1:51.335
20	39.628	1:54.050
35	45.171	1:55.916
74	55.071	1:57.542

LAP 4 @ 16:14:42.847

NO	BEHIND	LAP TIME
126		1:41.128
48	6.357	1:41.483
127	15.727	1:43.509
85	16.454	1:43.926
55	34.057	1:48.577
148	34.267	1:47.677
56	43.735	1:50.840
20	50.065	1:51.565
35	58.313	1:54.270
74	1:09.605	1:55.662

LAP 5 @ 16:16:23.599

NO	BEHIND	LAP TIME
126		1:40.752
48	7.259	1:41.654
127	18.650	1:43.675
85	19.061	1:43.359
148	40.656	1:47.141

55	42.683	1:49.378
56	54.341	1:51.358
35	1:11.754	1:54.193
74	1:24.727	1:55.874

LAP 6 @ 16:18:04.072

NO	BEHIND	LAP TIME
126		1:40.473
48	8.774	1:41.988
127	22.297	1:44.120
85	22.539	1:43.951
148	47.757	1:47.574
55	51.521	1:49.311
56	1:05.654	1:51.786
35	1:25.261	1:53.980

LAP 7 @ 16:19:44.781

NO	BEHIND	LAP TIME
126		1:40.709
74	1 Lap	1:56.601
48	10.226	1:42.161
127	25.850	1:44.262
85	27.080	1:45.250
148	54.811	1:47.763
55	1:01.819	1:51.007
56	1:15.963	1:51.018
35	1:37.591	1:53.039

LAP 8 @ 16:21:25.495

NO	BEHIND	LAP TIME
126		1:40.714
48	12.341	1:42.829
74	1 Lap	1:56.968
127	27.736	1:42.600
85	29.821	1:43.455
148	1:02.268	1:48.171
55	1:11.452	1:50.347
56	1:26.400	1:51.151

LAP 9 @ 16:23:06.215

NO	BEHIND	LAP TIME
126		1:40.720
35	1 Lap	1:52.371
48	14.635	1:43.014
127	30.301	1:43.285
74	1 Lap	1:56.291
85	33.484	1:44.383
148	1:09.964	1:48.416
55	1:22.944	1:52.212
56	1:41.735	1:56.055

Weather / Track : Bright / Dry

Results can be found at www.tsl-timing.com

Cadwell Park

Circuit Length = 2.1800 miles

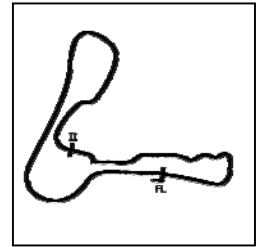
Start: 16:07 Flag 16:23 End: 16:24

Printed - 16:25 Sunday, 04 August 2019

BMCRC - MRO Championships 2019 - Rnd 7 @ Cadwell Park

EDlasia Formula 400

RACE 17 - SECTOR ANALYSIS



SECTOR 1 = FL to I1, SECTOR 2 = I1 to FL, DIFF = Difference To Personal Best Lap, P = Crossed Finish Line in Pit Lane, D = Time Disallowed

P1 126		Glynn DAVIES		Kawasaki -		
IDEAL LAP TIME : 1:39.564		BEST LAP TIME : 1:39.594		DIFFERENCE : 0.030		
LAP	SECTOR 1	SECTOR 2	LAP TIME	MPH	DIFF	TIME OF DAY
1 -		41.594	1:45.020	74.72	5.426	16:09:41.993
2 -	57.970	41.624	1:39.594 (1)	78.80		16:11:21.587
3 -	58.334	41.798	1:40.132 (2)	78.37	0.538	16:13:01.719
4 -	58.958	42.170	1:41.128	77.60	1.534	16:14:42.847
5 -	58.507	42.245	1:40.752	77.89	1.158	16:16:23.599
6 -	58.686	41.787	1:40.473 (3)	78.11	0.879	16:18:04.072
7 -	58.675	42.034	1:40.709	77.92	1.115	16:19:44.781
8 -	58.558	42.156	1:40.714	77.92	1.120	16:21:25.495
9 -	58.451	42.269	1:40.720	77.91	1.126	16:23:06.215

P2 48		Richie WELSH		Yamaha - EDEN'S EXPERIENCES/PETER FLEMING		
IDEAL LAP TIME : 1:41.266		BEST LAP TIME : 1:41.483		DIFFERENCE : 0.217		
LAP	SECTOR 1	SECTOR 2	LAP TIME	MPH	DIFF	TIME OF DAY
1 -		42.553	1:47.525	72.98	6.042	16:09:44.498
2 -	58.866	42.625	1:41.491 (2)	77.32	0.008	16:11:25.989
3 -	58.834	42.898	1:41.732	77.14	0.249	16:13:07.721
4 -	58.713	42.770	1:41.483 (1)	77.33		16:14:49.204
5 -	58.983	42.671	1:41.654 (3)	77.20	0.171	16:16:30.858
6 -	59.133	42.855	1:41.988	76.95	0.505	16:18:12.846
7 -	59.368	42.793	1:42.161	76.82	0.678	16:19:55.007
8 -	59.562	43.267	1:42.829	76.32	1.346	16:21:37.836
9 -	59.712	43.302	1:43.014	76.18	1.531	16:23:20.850

P3 127		Adam GREEN		Kawasaki - Royal Air Force Motorsport Association		
IDEAL LAP TIME : 1:42.255		BEST LAP TIME : 1:42.600		DIFFERENCE : 0.345		
LAP	SECTOR 1	SECTOR 2	LAP TIME	MPH	DIFF	TIME OF DAY
1 -		44.033	1:50.414	71.07	7.814	16:09:47.387
2 -	59.893	43.772	1:43.665	75.70	1.065	16:11:31.052
3 -	1:00.003	44.010	1:44.013	75.45	1.413	16:13:15.065
4 -	59.861	43.648	1:43.509 (3)	75.82	0.909	16:14:58.574
5 -	59.869	43.806	1:43.675	75.69	1.075	16:16:42.249
6 -	1:00.093	44.027	1:44.120	75.37	1.520	16:18:26.369
7 -	1:00.990	43.272	1:44.262	75.27	1.662	16:20:10.631
8 -	59.191	43.409	1:42.600 (1)	76.49		16:21:53.231
9 -	58.983	44.302	1:43.285 (2)	75.98	0.685	16:23:36.516

P4 85		James ROBINSON		Kawasaki - claire palastanga ceramics		
IDEAL LAP TIME : 1:43.207		BEST LAP TIME : 1:43.359		DIFFERENCE : 0.152		
LAP	SECTOR 1	SECTOR 2	LAP TIME	MPH	DIFF	TIME OF DAY
1 -		44.016	1:51.185	70.58	7.826	16:09:48.158
2 -	59.978	43.745	1:43.723	75.66	0.364	16:11:31.881
3 -	59.790	43.704	1:43.494 (3)	75.83	0.135	16:13:15.375
4 -	1:00.097	43.829	1:43.926	75.51	0.567	16:14:59.301
5 -	59.843	43.516	1:43.359 (1)	75.93		16:16:42.660
6 -	1:00.272	43.679	1:43.951	75.49	0.592	16:18:26.611
7 -	1:01.520	43.730	1:45.250	74.56	1.891	16:20:11.861
8 -	59.691	43.764	1:43.455 (2)	75.85	0.096	16:21:55.316
9 -	1:00.378	44.005	1:44.383	75.18	1.024	16:23:39.699

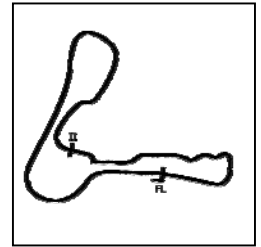
Weather / Track : Bright / Dry

Cadwell Park
Circuit Length = 2.1800 miles
Start: 16:07 Flag 16:23 End: 16:24

BMCRC - MRO Championships 2019 - Rnd 7 @ Cadwell Park

EDlasia Formula 400

RACE 17 - SECTOR ANALYSIS



SECTOR 1 = FL to I1, SECTOR 2 = I1 to FL, DIFF = Difference To Personal Best Lap, P = Crossed Finish Line in Pit Lane, D = Time Disallowed

P5 148		Ashley SINCLAIR		Kawasaki -		
IDEAL LAP TIME : 1:47.141		BEST LAP TIME : 1:47.141		DIFFERENCE : 0.000		
LAP	SECTOR 1	SECTOR 2	LAP TIME	MPH	DIFF	TIME OF DAY
1 -		45.477	1:56.008	67.65	8.867	16:09:52.981
2 -	1:02.760	45.195	1:47.955	72.69	0.814	16:11:40.936
3 -	1:03.084	45.417	1:48.501	72.33	1.360	16:13:29.437
4 -	1:02.678	44.999	1:47.677 (3)	72.88	0.536	16:15:17.114
5 -	1:02.410	44.731	1:47.141 (1)	73.24		16:17:04.255
6 -	1:02.469	45.105	1:47.574 (2)	72.95	0.433	16:18:51.829
7 -	1:02.728	45.035	1:47.763	72.82	0.622	16:20:39.592
8 -	1:02.729	45.442	1:48.171	72.55	1.030	16:22:27.763
9 -	1:03.004	45.412	1:48.416	72.38	1.275	16:24:16.179

P6 55 S		Nick COOPER		Honda - Skint Racing - Wemoto.com		
IDEAL LAP TIME : 1:47.052		BEST LAP TIME : 1:47.052		DIFFERENCE : 0.000		
LAP	SECTOR 1	SECTOR 2	LAP TIME	MPH	DIFF	TIME OF DAY
1 -		45.585	1:55.256	68.09	8.204	16:09:52.229
2 -	1:02.263	44.789	1:47.052 (1)	73.31		16:11:39.281
3 -	1:03.021	46.025	1:49.046 (3)	71.97	1.994	16:13:28.327
4 -	1:03.190	45.387	1:48.577 (2)	72.28	1.525	16:15:16.904
5 -	1:03.848	45.530	1:49.378	71.75	2.326	16:17:06.282
6 -	1:03.957	45.354	1:49.311	71.79	2.259	16:18:55.593
7 -	1:04.582	46.425	1:51.007	70.69	3.955	16:20:46.600
8 -	1:04.149	46.198	1:50.347	71.12	3.295	16:22:36.947
9 -	1:04.677	47.535	1:52.212	69.93	5.160	16:24:29.159

P7 56		Kallam SWYER		Kawasaki - Cannadox CBD OIL and lleithyr farms		
IDEAL LAP TIME : 1:49.831		BEST LAP TIME : 1:50.054		DIFFERENCE : 0.223		
LAP	SECTOR 1	SECTOR 2	LAP TIME	MPH	DIFF	TIME OF DAY
1 -		46.128	1:57.380	66.85	7.326	16:09:54.353
2 -	1:03.703	46.351	1:50.054 (1)	71.31		16:11:44.407
3 -	1:04.551	46.784	1:51.335	70.49	1.281	16:13:35.742
4 -	1:04.294	46.546	1:50.840 (2)	70.80	0.786	16:15:26.582
5 -	1:04.486	46.872	1:51.358	70.47	1.304	16:17:17.940
6 -	1:05.056	46.730	1:51.786	70.20	1.732	16:19:09.726
7 -	1:04.742	46.276	1:51.018 (3)	70.69	0.964	16:21:00.744
8 -	1:04.780	46.371	1:51.151	70.60	1.097	16:22:51.895
9 -	1:04.449	51.606	1:56.055	67.62	6.001	16:24:47.950

P8 35 S		Sam DIGBY-BAKER		Kawasaki -		
IDEAL LAP TIME : 1:52.371		BEST LAP TIME : 1:52.371		DIFFERENCE : 0.000		
LAP	SECTOR 1	SECTOR 2	LAP TIME	MPH	DIFF	TIME OF DAY
1 -		47.057	2:00.674	65.03	8.303	16:09:57.647
2 -	1:05.984	47.343	1:53.327 (3)	69.25	0.956	16:11:50.974
3 -	1:07.690	48.226	1:55.916	67.70	3.545	16:13:46.890
4 -	1:06.975	47.295	1:54.270	68.68	1.899	16:15:41.160
5 -	1:06.774	47.419	1:54.193	68.72	1.822	16:17:35.353
6 -	1:06.405	47.575	1:53.980	68.85	1.609	16:19:29.333
7 -	1:05.880	47.159	1:53.039 (2)	69.42	0.668	16:21:22.372
8 -	1:05.585	46.786	1:52.371 (1)	69.84		16:23:14.743

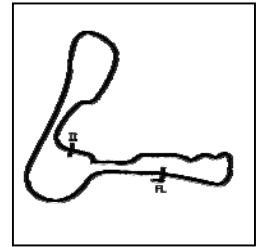
Weather / Track : Bright / Dry

Cadwell Park
Circuit Length = 2.1800 miles
Start: 16:07 Flag 16:23 End: 16:24

BMCRC - MRO Championships 2019 - Rnd 7 @ Cadwell Park

EDlasia Formula 400

RACE 17 - SECTOR ANALYSIS



SECTOR 1 = FL to I1, SECTOR 2 = I1 to FL, DIFF = Difference To Personal Best Lap, P = Crossed Finish Line in Pit Lane, D = Time Disallowed

P9		74 R		David BOWLER		Honda -	
IDEAL LAP TIME : 1:55.365		BEST LAP TIME : 1:55.662		DIFFERENCE : 0.297			
LAP	SECTOR 1	SECTOR 2	LAP TIME	MPH	DIFF	TIME OF DAY	
1 -		49.785	2:04.250	63.16	8.588	16:10:01.223	
2 -	1:08.100	49.925	1:58.025	66.49	2.363	16:11:59.248	
3 -	1:07.860	49.682	1:57.542	66.76	1.880	16:13:56.790	
4 -	1:06.624	49.038	1:55.662 (1)	67.85		16:15:52.452	
5 -	1:06.989	48.885	1:55.874 (2)	67.72	0.212	16:17:48.326	
6 -	1:06.480	50.121	1:56.601	67.30	0.939	16:19:44.927	
7 -	1:07.331	49.637	1:56.968	67.09	1.306	16:21:41.895	
8 -	1:07.101	49.190	1:56.291 (3)	67.48	0.629	16:23:38.186	

P10		20		Connor SWYER		Kawasaki - WSC Performace & Owkay clothing	
IDEAL LAP TIME : 1:50.806		BEST LAP TIME : 1:51.202		DIFFERENCE : 0.396			
LAP	SECTOR 1	SECTOR 2	LAP TIME	MPH	DIFF	TIME OF DAY	
1 -		46.425	1:59.122	65.88	7.920	16:09:56.095	
2 -	1:04.381	46.821	1:51.202 (1)	70.57		16:11:47.297	
3 -	1:06.742	47.308	1:54.050 (3)	68.81	2.848	16:13:41.347	
4 -	1:04.487	47.078	1:51.565 (2)	70.34	0.363	16:15:32.912	

P11		37 S		Alexander LATHAM		Yamaha - BR-8 / McCrash Racing	
IDEAL LAP TIME : 1:44.389		BEST LAP TIME : 1:45.076		DIFFERENCE : 0.687			
LAP	SECTOR 1	SECTOR 2	LAP TIME	MPH	DIFF	TIME OF DAY	
1 -		43.737	1:52.110	70.00	7.034	16:09:49.083	
2 -	1:00.652	44.424	1:45.076 (1)	74.68		16:11:34.159	

BMCRC - MRO Championships 2019 - Rnd 7 @ Cadwell Park

EDlasia Formula 400

RACE 17 - BEST SECTORS

SECTOR 1			SECTOR 2			IDEAL / BEST COMPARISON						
POS	NO	NAME	TIME	NO	NAME	TIME	POS	NO	NAME	IDEAL	BEST	DIFF
1	126	DAVIES	57.970	126	DAVIES	41.594	1	126	DAVIES	1:39.564	1:39.594	0.030
2	48	WELSH	58.713	48	WELSH	42.553	2	48	WELSH	1:41.266	1:41.483	0.217
3	127	GREEN	58.983	127	GREEN	43.272	3	127	GREEN	1:42.255	1:42.600	0.345
4	85	ROBINSON	59.691	85	ROBINSON	43.516	4	85	ROBINSON	1:43.207	1:43.359	0.152
5	37	LATHAM	1:00.652	37	LATHAM	43.737	5	37	LATHAM	1:44.389	1:45.076	0.687
6	55	COOPER	1:02.263	148	SINCLAIR	44.731	6	55	COOPER	1:47.052	1:47.052	0.000
7	148	SINCLAIR	1:02.410	55	COOPER	44.789	7	148	SINCLAIR	1:47.141	1:47.141	0.000
8	56	SWYER	1:03.703	56	SWYER	46.128	8	56	SWYER	1:49.831	1:50.054	0.223
9	20	SWYER	1:04.381	20	SWYER	46.425	9	20	SWYER	1:50.806	1:51.202	0.396
10	35	DIGBY-BAKER	1:05.585	35	DIGBY-BAKER	46.786	10	35	DIGBY-BAKER	1:52.371	1:52.371	0.000
11	74	BOWLER	1:06.480	74	BOWLER	48.885	11	74	BOWLER	1:55.365	1:55.662	0.297

PERFECT LAP 1:39.564

BMCRC-MRO Championships 2019



**TEAM
RESPRO®**



**TEAM RESPRO MRO 600 inc
MSS PERFORMANCE CLUBMAN 600**

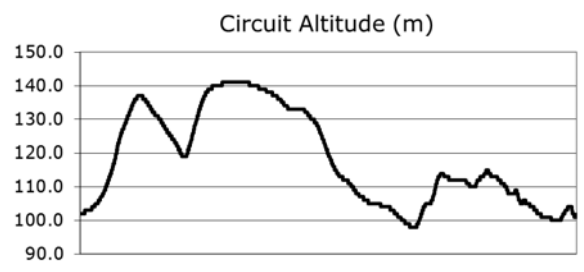
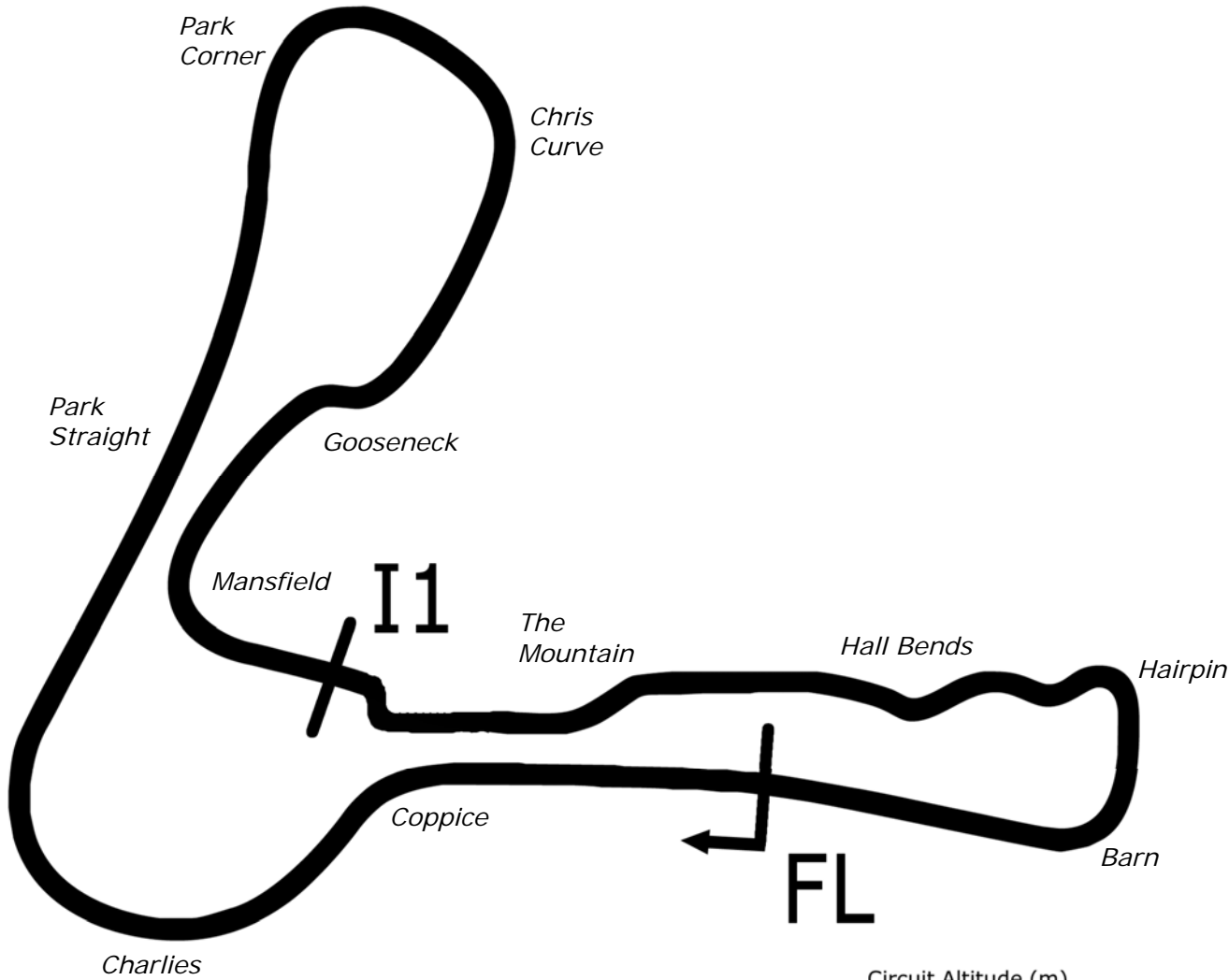
Cadwell Park Circuit

3rd / 4th August 2019



Results Provided by Timing Solutions Ltd
www.tsl-timing.com

Cadwell Park



Length	2.1800 miles	3508.4 m
FL		53.31024 N 0.05940 W
I1	2330m	53.30708 N 0.06270 W
Pit Entry	3472m	53.31103 N 0.05889 W
Pit Exit	0m after FL	53.31030 N 0.05940 W
Pit Entry-Pit Exit 92m, 5.5s @60kph, 4.1s @80kph		

All results available at www.tsl-timing.com

QUALIFYING - CLASSIFICATION

POS	NO	CL	PIC NAME	ENTRY	TIME	ON	LAPS	GAP	DIFF	MPH
1	861		1 David SHOUBRIDGE	Kawasaki - Old Garage Legends	1:35.034	4	8			82.58
2	21	C	1 Nick WHITCHER	Yamaha -	1:35.277	4	8	0.243	0.243	82.37
3	56		2 Michael MILLS	Yamaha - A51 Racing	1:35.700	4	6	0.666	0.423	82.00
4	86		3 Jamie KELMAN	Triumph - Phased Out Racing /TSR vapour blasting	1:35.943	5	8	0.909	0.243	81.79
5	912	C	2 Michael WHITE	Yamaha - Race Lab Suspension	1:36.398	5	8	1.364	0.455	81.41
6	82		4 Andrew SMITH	Kawasaki - MSS Performance / Addition Steel	1:36.533	4	6	1.499	0.135	81.29
7	188	C	3 Dawid KRAWIECKI	Yamaha - Code Blue LTD & D A East Electrical	1:37.018	8	8	1.984	0.485	80.89
8	29	C	4 Charlie STONE	Kawasaki - Loveday auto repairs	1:37.993	4	7	2.959	0.975	80.08
9	60	C	5 Jack YOUNGE	Yamaha - Chase Timber / iceni motorcycles	1:38.178	7	8	3.144	0.185	79.93
10	12	C	6 Cedric BLOCH	Kawazaki - Brigit's Group & SDC Performance	1:38.692	6	6	3.658	0.514	79.52
11	288		5 Toby REYNOLDS	Honda - SKA Accountants Motorcycle tyres uk howesyoi	1:41.042	6	6	6.008	2.350	77.67
12	142		6 John BOLSOVER	Triumph - Imageworx bodyshop	1:42.033	6	7	6.999	0.991	76.91
13	3		7 Joey LAMBDEN	Yamaha -	1:43.025	3	7	7.991	0.992	76.17
14	67		8 Tony COE	Yamaha -	1:43.318	6	6	8.284	0.293	75.96
15	83		9 Talan SKEELS-PIGGINS	Yamaha - Talan Racing	1:46.382	5	5	11.348	3.064	73.77
16	33	C	7 Phillip MCMANAMON	Honda -	1:46.566	4	7	11.532	0.184	73.64
17	160	C	8 Eddie CROKER	Kawasaki -	1:49.384	3	7	14.350	2.818	71.74
18	354		10 Richard FOSTER-HALL	Triumph -	1:50.108	6	7	15.074	0.724	71.27

Weather / Track : Bright / Dry

These results are provisional until the conclusion of any judicial and technical matters.

Cadwell Park

Circuit Length = 2.1800 miles

Start: 09:35 Flag 09:48 End: 09:49

Clerk Of Course :	Steward :	Timekeeper :
-------------------	-----------	--------------

Results can be found at www.tsl-timing.com

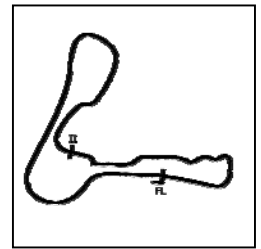
Printed - 09:50 Saturday, 03 August 2019



BMCRC - MRO Championships 2019 - Rnd 7 @ Cadwell Park

Team Respro MRO 600 inc MSS Performance MRO Clubman 600

QUALIFYING - SECTOR ANALYSIS



SECTOR 1 = FL to I1, SECTOR 2 = I1 to FL, DIFF = Difference To Personal Best Lap, P = Crossed Finish Line in Pit Lane, D = Time Disallowed

P1 861		David SHOUBRIDGE		Kawasaki - Old Garage Legends			
IDEAL LAP TIME : 1:35.034		BEST LAP TIME : 1:35.034		DIFFERENCE : 0.000			
LAP	SECTOR 1	SECTOR 2	LAP TIME	MPH	DIFF	TIME OF DAY	
1 -	57.077	40.778	1:37.855	80.20	2.821	09:37:15.560	
2 -	55.174	40.474	1:35.648 (3)	82.05	0.614	09:38:51.208	
3 -	56.468	40.609	1:37.077	80.84	2.043	09:40:28.285	
4 -	54.651	40.383	1:35.034 (1)	82.58		09:42:03.319	
5 -	54.886	40.594	1:35.480 (2)	82.19	0.446	09:43:38.799	
6 -	54.822	42.364	1:37.186	80.75	2.152	09:45:15.985	
7 -	56.730	42.233	1:38.963	79.30	3.929	09:46:54.948	
8 -	1:00.442	40.408	1:40.850	77.81	5.816	09:48:35.798	

P2 21 C		Nick WHITCHER		Yamaha -			
IDEAL LAP TIME : 1:35.277		BEST LAP TIME : 1:35.277		DIFFERENCE : 0.000			
LAP	SECTOR 1	SECTOR 2	LAP TIME	MPH	DIFF	TIME OF DAY	
1 -	57.429	41.303	1:38.732	79.48	3.455	09:37:14.564	
2 -	56.346	40.673	1:37.019	80.89	1.742	09:38:51.583	
3 -	55.591	40.323	1:35.914 (3)	81.82	0.637	09:40:27.497	
4 -	55.126	40.151	1:35.277 (1)	82.37		09:42:02.774	
5 -	55.283	40.151	1:35.434 (2)	82.23	0.157	09:43:38.208	
6 -	55.182	41.263	1:36.445	81.37	1.168	09:45:14.653	
7 -	55.468	41.230	1:36.698	81.16	1.421	09:46:51.351	
8 -	55.834	40.776	1:36.610	81.23	1.333	09:48:27.961	

P3 56		Michael MILLS		Yamaha - A51 Racing			
IDEAL LAP TIME : 1:35.677		BEST LAP TIME : 1:35.700		DIFFERENCE : 0.023			
LAP	SECTOR 1	SECTOR 2	LAP TIME	MPH	DIFF	TIME OF DAY	
1 -	56.984	41.336	1:38.320	79.82	2.620	09:37:15.027	
2 -	55.243	40.564	1:35.807 (2)	81.91	0.107	09:38:50.834	
3 -	56.972	42.679	1:39.651	78.75	3.951	09:40:30.485	
4 -	55.113	40.587	1:35.700 (1)	82.00		09:42:06.185	
5 -	57.870	40.848	1:38.718	79.49	3.018	09:43:44.903	
6 -	55.114	42.206	1:37.320 (3)	80.64	1.620	09:45:22.223	

P4 86		Jamie KELMAN		Triumph - Phased Out Racing /TSR vapour blasting			
IDEAL LAP TIME : 1:35.567		BEST LAP TIME : 1:35.943		DIFFERENCE : 0.376			
LAP	SECTOR 1	SECTOR 2	LAP TIME	MPH	DIFF	TIME OF DAY	
1 -	58.906	41.314	1:40.220	78.30	4.277	09:37:22.276	
2 -	57.337	40.676	1:38.013	80.07	2.070	09:39:00.289	
3 -	57.360	41.217	1:38.577	79.61	2.634	09:40:38.866	
4 -	55.779	40.691	1:36.470 (2)	81.35	0.527	09:42:15.336	
5 -	55.562	40.381	1:35.943 (1)	81.79		09:43:51.279	
6 -	56.253	40.261	1:36.514 (3)	81.31	0.571	09:45:27.793	
7 -	57.012	40.961	1:37.973	80.10	2.030	09:47:05.766	
8 -	57.602	40.005	1:37.607	80.40	1.664	09:48:43.373	

P5 912 C		Michael WHITE		Yamaha - Race Lab Suspension			
IDEAL LAP TIME : 1:36.398		BEST LAP TIME : 1:36.398		DIFFERENCE : 0.000			
LAP	SECTOR 1	SECTOR 2	LAP TIME	MPH	DIFF	TIME OF DAY	
1 -	59.131	42.128	1:41.259	77.50	4.861	09:37:27.018	
2 -	56.535	42.584	1:39.119	79.17	2.721	09:39:06.137	
3 -	57.740	41.993	1:39.733	78.69	3.335	09:40:45.870	
4 -	55.789	41.555	1:37.344 (2)	80.62	0.946	09:42:23.214	
5 -	55.651	40.747	1:36.398 (1)	81.41		09:43:59.612	
6 -	55.659	42.230	1:37.889 (3)	80.17	1.491	09:45:37.501	
7 -	57.330	43.264	1:40.594	78.01	4.196	09:47:18.095	
8 -	59.468	41.802	1:41.270	77.49	4.872	09:48:59.365	

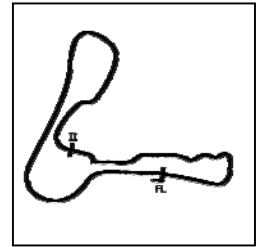
Weather / Track : Bright / Dry

Cadwell Park
Circuit Length = 2.1800 miles
Start: 09:35 Flag 09:48 End: 09:49

BMCRC - MRO Championships 2019 - Rnd 7 @ Cadwell Park

Team Respro MRO 600 inc MSS Performance MRO Clubman 600

QUALIFYING - SECTOR ANALYSIS



SECTOR 1 = FL to I1, SECTOR 2 = I1 to FL, DIFF = Difference To Personal Best Lap, P = Crossed Finish Line in Pit Lane, D = Time Disallowed

P6 82		Andrew SMITH		Kawasaki - MSS Performance / Addition Steel			
IDEAL LAP TIME : 1:36.533		BEST LAP TIME : 1:36.533		DIFFERENCE : 0.000			
LAP	SECTOR 1	SECTOR 2	LAP TIME	MPH	DIFF	TIME OF DAY	
1 -	57.913	41.380	1:39.293	79.03	2.760	09:37:17.176	
2 -	56.830	41.168	1:37.998	80.08	1.465	09:38:55.174	
3 -	56.365	41.098	1:37.463 (3)	80.52	0.930	09:40:32.637	
4 -	56.085	40.448	1:36.533 (1)	81.29		09:42:09.170	
5 -	56.195	40.824	1:37.019 (2)	80.89	0.486	09:43:46.189	
6 -	56.368	41.210	1:37.578	80.42	1.045	09:45:23.767	

P7 188 C		Dawid KRAWIECKI		Yamaha - Code Blue LTD & D A East Electrical			
IDEAL LAP TIME : 1:37.018		BEST LAP TIME : 1:37.018		DIFFERENCE : 0.000			
LAP	SECTOR 1	SECTOR 2	LAP TIME	MPH	DIFF	TIME OF DAY	
1 -	58.083	42.393	1:40.476	78.10	3.458	09:37:20.845	
2 -	56.515	42.022	1:38.537 (2)	79.64	1.519	09:38:59.382	
3 -	1:07.828	43.763	1:51.591	70.32	14.573	09:40:50.973	
4 -	57.417	43.418	1:40.835	77.83	3.817	09:42:31.808	
5 -	56.784	42.462	1:39.246	79.07	2.228	09:44:11.054	
6 -	57.284	43.611	1:40.895	77.78	3.877	09:45:51.949	
7 -	56.284	42.830	1:39.114 (3)	79.18	2.096	09:47:31.063	
8 -	55.568	41.450	1:37.018 (1)	80.89		09:49:08.081	

P8 29 C		Charlie STONE		Kawasaki - Loveday auto repairs			
IDEAL LAP TIME : 1:37.844		BEST LAP TIME : 1:37.993		DIFFERENCE : 0.149			
LAP	SECTOR 1	SECTOR 2	LAP TIME	MPH	DIFF	TIME OF DAY	
1 -	1:02.432	43.866	1:46.298	73.83	8.305	09:37:34.777	
2 -	59.066	42.156	1:41.222	77.53	3.229	09:39:15.999	
3 -	57.602	41.591	1:39.193 (2)	79.11	1.200	09:40:55.192	
4 -	56.815	41.178	1:37.993 (1)	80.08		09:42:33.185	
5 -	56.666	43.021	1:39.687	78.72	1.694	09:44:12.872	
6 -	56.995	42.323	1:39.318	79.01	1.325	09:45:52.190	
7 -	56.953	42.247	1:39.200 (3)	79.11	1.207	09:47:31.390	

P9 60 C		Jack YOUNGE		Yamaha - Chase Timber / iceni motorcycles			
IDEAL LAP TIME : 1:38.025		BEST LAP TIME : 1:38.178		DIFFERENCE : 0.153			
LAP	SECTOR 1	SECTOR 2	LAP TIME	MPH	DIFF	TIME OF DAY	
1 -	1:00.510	43.186	1:43.696	75.68	5.518	09:37:25.125	
2 -	58.240	42.652	1:40.892	77.78	2.714	09:39:06.017	
3 -	57.484	42.262	1:39.746	78.68	1.568	09:40:45.763	
4 -	57.011	42.147	1:39.158	79.14	0.980	09:42:24.921	
5 -	56.672	41.898	1:38.570 (3)	79.61	0.392	09:44:03.491	
6 -	56.820	41.678	1:38.498 (2)	79.67	0.320	09:45:41.989	
7 -	56.825	41.353	1:38.178 (1)	79.93		09:47:20.167	
8 -	57.937	41.729	1:39.666	78.74	1.488	09:48:59.833	

P10 12 C		Cedric BLOCH		Kawazaki - Brigit's Group & SDC Performance			
IDEAL LAP TIME : 1:38.692		BEST LAP TIME : 1:38.692		DIFFERENCE : 0.000			
LAP	SECTOR 1	SECTOR 2	LAP TIME	MPH	DIFF	TIME OF DAY	
1 -	58.678	42.300	1:40.978 (3)	77.72	2.286	09:37:19.873	
2 -	56.982	42.190	1:39.172 (2)	79.13	0.480	09:38:59.045	
3 -	59.079	43.991	1:43.070	76.14	4.378	09:40:42.115	
4 -	58.457	44.036	1:42.493	76.57	3.801	09:42:24.608	
5 -	1:01.502	44.643	1:46.145	73.93	7.453	09:44:10.753	
6 -	56.529	42.163	1:38.692 (1)	79.52		09:45:49.445	

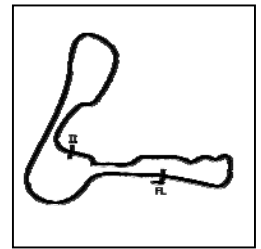
Weather / Track : Bright / Dry

Cadwell Park
Circuit Length = 2.1800 miles
Start: 09:35 Flag 09:48 End: 09:49

BMCRC - MRO Championships 2019 - Rnd 7 @ Cadwell Park

Team Respro MRO 600 inc MSS Performance MRO Clubman 600

QUALIFYING - SECTOR ANALYSIS



SECTOR 1 = FL to I1, SECTOR 2 = I1 to FL, DIFF = Difference To Personal Best Lap, P = Crossed Finish Line in Pit Lane, D = Time Disallowed

P11 288		Toby REYNOLDS		Honda - SKA Accountants Motorcycle tyres uk howesyourheati			
IDEAL LAP TIME : 1:40.891		BEST LAP TIME : 1:41.042		DIFFERENCE : 0.151			
LAP	SECTOR 1	SECTOR 2	LAP TIME	MPH	DIFF	TIME OF DAY	
1 -	1:00.644	44.052	1:44.696	74.96	3.654	09:37:26.878	
2 -	58.273	42.919	1:41.192 (2)	77.55	0.150	09:39:08.070	
3 -	58.011	43.271	1:41.282 (3)	77.48	0.240	09:40:49.352	
4 -	58.759	42.916	1:41.675	77.18	0.633	09:42:31.027	
5 -	58.557	42.948	1:41.505	77.31	0.463	09:44:12.532	
6 -	57.975	43.067	1:41.042 (1)	77.67		09:45:53.574	

P12 142		John BOLSOVER		Triumph - Imageworx bodshop			
IDEAL LAP TIME : 1:42.033		BEST LAP TIME : 1:42.033		DIFFERENCE : 0.000			
LAP	SECTOR 1	SECTOR 2	LAP TIME	MPH	DIFF	TIME OF DAY	
1 -	1:04.872	44.500	1:49.372	71.75	7.339	09:37:45.585	
2 -	1:00.648	43.921	1:44.569	75.05	2.536	09:39:30.154	
3 -	1:00.129	44.454	1:44.583	75.04	2.550	09:41:14.737	
4 -	1:00.151	44.429	1:44.580	75.04	2.547	09:42:59.317	
5 -	59.784	44.435	1:44.219 (3)	75.30	2.186	09:44:43.536	
6 -	58.735	43.298	1:42.033 (1)	76.91		09:46:25.569	
7 -	58.961	43.333	1:42.294 (2)	76.72	0.261	09:48:07.863	

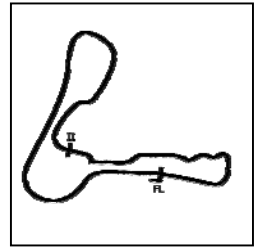
P13 3		Joey LAMBDEN		Yamaha -			
IDEAL LAP TIME : 1:42.552		BEST LAP TIME : 1:43.025		DIFFERENCE : 0.473			
LAP	SECTOR 1	SECTOR 2	LAP TIME	MPH	DIFF	TIME OF DAY	
1 -	1:05.552	44.278	1:49.830	71.45	6.805	09:37:46.177	
2 -	1:00.953	45.542	1:46.495	73.69	3.470	09:39:32.672	
3 -	59.806	43.219	1:43.025 (1)	76.17		09:41:15.697	
4 -	59.483	44.502	1:43.985 (3)	75.47	0.960	09:42:59.682	
5 -	59.757	44.870	1:44.627	75.00	1.602	09:44:44.309	
6 -	59.333	43.993	1:43.326 (2)	75.95	0.301	09:46:27.635	
7 -	59.873	45.736	1:45.609	74.31	2.584	09:48:13.244	

P14 67		Tony COE		Yamaha -			
IDEAL LAP TIME : 1:43.318		BEST LAP TIME : 1:43.318		DIFFERENCE : 0.000			
LAP	SECTOR 1	SECTOR 2	LAP TIME	MPH	DIFF	TIME OF DAY	
1 -	1:03.658	47.411	1:51.069	70.65	7.751	09:37:41.336	
2 -	1:02.267	44.973	1:47.240	73.18	3.922	09:39:28.576	
3 -	1:00.954	44.778	1:45.732	74.22	2.414	09:41:14.308	
4 -	1:00.143	44.396	1:44.539 (2)	75.07	1.221	09:42:58.847	
5 -	59.873	45.127	1:45.000 (3)	74.74	1.682	09:44:43.847	
6 -	59.253	44.065	1:43.318 (1)	75.96		09:46:27.165	

P15 83		Talan SKEELS-PIGGINS		Yamaha - Talan Racing			
IDEAL LAP TIME : 1:45.941		BEST LAP TIME : 1:46.382		DIFFERENCE : 0.441			
LAP	SECTOR 1	SECTOR 2	LAP TIME	MPH	DIFF	TIME OF DAY	
1 -	1:10.127	49.423	1:59.550	65.64	13.168	09:38:03.484	
2 -	1:05.285	47.741	1:53.026	69.43	6.644	09:39:56.510	
3 -	1:01.578	45.189	1:46.767 (2)	73.50	0.385	09:41:43.277	
4 -	1:01.831	45.268	1:47.099 (3)	73.27	0.717	09:43:30.376	
5 -	1:01.311	45.071	1:46.382 (1)	73.77		09:45:16.758	

Weather / Track : Bright / Dry

BMCRC - MRO Championships 2019 - Rnd 7 @ Cadwell Park
Team Respro MRO 600 inc MSS Performance MRO Clubman 600
QUALIFYING - SECTOR ANALYSIS



SECTOR 1 = FL to I1, SECTOR 2 = I1 to FL, DIFF = Difference To Personal Best Lap, P = Crossed Finish Line in Pit Lane, D = Time Disallowed

P16 33 C Phillip MCMANAMON		Honda -				
IDEAL LAP TIME : 1:46.419		BEST LAP TIME : 1:46.566		DIFFERENCE : 0.147		
LAP	SECTOR 1	SECTOR 2	LAP TIME	MPH	DIFF	TIME OF DAY
1 -	1:04.845	46.631	1:51.476	70.40	4.910	09:37:43.889
2 -	1:02.932	45.723	1:48.655	72.22	2.089	09:39:32.544
3 -	1:02.597	45.535	1:48.132	72.57	1.566	09:41:20.676
4 -	1:01.753	44.813	1:46.566 (1)	73.64		09:43:07.242
5 -	1:01.656	44.959	1:46.615 (2)	73.61	0.049	09:44:53.857
6 -	1:01.687	45.110	1:46.797 (3)	73.48	0.231	09:46:40.654
7 -	1:01.606	45.243	1:46.849	73.45	0.283	09:48:27.503

P17 160 C Eddie CROKER		Kawasaki -				
IDEAL LAP TIME : 1:49.181		BEST LAP TIME : 1:49.384		DIFFERENCE : 0.203		
LAP	SECTOR 1	SECTOR 2	LAP TIME	MPH	DIFF	TIME OF DAY
1 -	1:08.632	48.588	1:57.220	66.95	7.836	09:37:51.539
2 -	1:04.940	46.705	1:51.645	70.29	2.261	09:39:43.184
3 -	1:03.293	46.091	1:49.384 (1)	71.74		09:41:32.568
4 -	1:03.171	46.401	1:49.572 (2)	71.62	0.188	09:43:22.140
5 -	1:03.408	46.455	1:49.863 (3)	71.43	0.479	09:45:12.003
6 -	1:03.090	46.957	1:50.047	71.31	0.663	09:47:02.050
7 -	1:03.742	47.266	1:51.008	70.69	1.624	09:48:53.058

P18 354 Richard FOSTER-HALL		Triumph -				
IDEAL LAP TIME : 1:49.842		BEST LAP TIME : 1:50.108		DIFFERENCE : 0.266		
LAP	SECTOR 1	SECTOR 2	LAP TIME	MPH	DIFF	TIME OF DAY
1 -	1:10.426	48.542	1:58.968	65.96	8.860	09:37:55.049
2 -	1:05.908	47.641	1:53.549	69.11	3.441	09:39:48.598
3 -	1:05.845	46.962	1:52.807	69.57	2.699	09:41:41.405
4 -	1:04.821	46.202	1:51.023 (3)	70.68	0.915	09:43:32.428
5 -	1:04.524	46.687	1:51.211	70.56	1.103	09:45:23.639
6 -	1:03.640	46.468	1:50.108 (1)	71.27		09:47:13.747
7 -	1:04.397	46.554	1:50.951 (2)	70.73	0.843	09:49:04.698

BMCRC - MRO Championships 2019 - Rnd 7 @ Cadwell Park

Team Respro MRO 600 inc MSS Performance MRO Clubman 600

QUALIFYING - BEST SECTORS

SECTOR 1			SECTOR 2			IDEAL / BEST COMPARISON						
POS	NO	NAME	TIME	NO	NAME	TIME	POS	NO	NAME	IDEAL	BEST	DIFF
									PERFECT LAP	1:34.656		
1	861	SHOUBRIDGE	54.651	86	KELMAN	40.005	1	861	SHOUBRIDGE	1:35.034	1:35.034	0.000
2	56	MILLS	55.113	21	WHITCHER	40.151	2	21	WHITCHER	1:35.277	1:35.277	0.000
3	21	WHITCHER	55.126	861	SHOUBRIDGE	40.383	3	86	KELMAN	1:35.567	1:35.943	0.376
4	86	KELMAN	55.562	82	SMITH	40.448	4	56	MILLS	1:35.677	1:35.700	0.023
5	188	KRAWIECKI	55.568	56	MILLS	40.564	5	912	WHITE	1:36.398	1:36.398	0.000
6	912	WHITE	55.651	912	WHITE	40.747	6	82	SMITH	1:36.533	1:36.533	0.000
7	82	SMITH	56.085	29	STONE	41.178	7	188	KRAWIECKI	1:37.018	1:37.018	0.000
8	12	BLOCH	56.529	60	YOUNGE	41.353	8	29	STONE	1:37.844	1:37.993	0.149
9	29	STONE	56.666	188	KRAWIECKI	41.450	9	60	YOUNGE	1:38.025	1:38.178	0.153
10	60	YOUNGE	56.672	12	BLOCH	42.163	10	12	BLOCH	1:38.692	1:38.692	0.000
11	288	REYNOLDS	57.975	288	REYNOLDS	42.916	11	288	REYNOLDS	1:40.891	1:41.042	0.151
12	142	BOLSOVER	58.735	3	LAMBDEN	43.219	12	142	BOLSOVER	1:42.033	1:42.033	0.000
13	67	COE	59.253	142	BOLSOVER	43.298	13	3	LAMBDEN	1:42.552	1:43.025	0.473
14	3	LAMBDEN	59.333	67	COE	44.065	14	67	COE	1:43.318	1:43.318	0.000
15	83	SKEELS-PIGGINS	1:00.870	33	MCMANAMON	44.813	15	83	SKEELS-PIGGINS	1:45.941	1:46.382	0.441
16	33	MCMANAMON	1:01.606	83	SKEELS-PIGGINS	45.071	16	33	MCMANAMON	1:46.419	1:46.566	0.147
17	160	CROKER	1:03.090	160	CROKER	46.091	17	160	CROKER	1:49.181	1:49.384	0.203
18	354	FOSTER-HALL	1:03.640	354	FOSTER-HALL	46.202	18	354	FOSTER-HALL	1:49.842	1:50.108	0.266

Weather / Track : Bright / Dry

Results can be found at www.tsl-timing.com

Cadwell Park
Circuit Length = 2.1800 miles
Start: 09:35 Flag 09:48 End: 09:49

Printed - 09:50 Saturday, 03 August 2019



ROW 7	19	83	Talan SKEELS-PIGGINS	1:46.382	1		1						
ROW 6		16	160	Eddie CROKER	1:49.384	17	354	Richard FOSTER-HALL	1:50.108	18	675	Samuel SMYTH	
ROW 5	13	3	Joey LAMBDEN	1:43.025	14	67	Tony COE	1:43.318	15	33	Phillip MCMANAMON	1:46.566	
ROW 4		10	12	Cedric BLOCH	1:38.692	11	288	Toby REYNOLDS	1:41.042	12	142	John BOLSOVER	1:42.033
ROW 3	7	188	Dawid KRAWIECKI	1:37.018	8	29	Charlie STONE	1:37.993	9	60	Jack YOUNGE	1:38.178	
ROW 2		4	86	Jamie KELMAN	1:35.943	5	912	Michael WHITE	1:36.398	6	82	Andrew SMITH	1:36.533
ROW 1	1	861	David SHOUBRIDGE	1:35.034	2	21	Nick WHITCHER	1:35.277	3	56	Michael MILLS	1:35.700	
			Pole										

Cadwell Park
Circuit Length = 2.1800 miles

These results are provisional until the conclusion of any judicial and technical matters.

Clerk Of Course :	Steward :	Timekeeper :

Results can be found at www.tsl-timing.com

Printed - 09:52 Saturday, 03 August 2019



RACE 3 - CLASSIFICATION

POS	NO	CL	PIC NAME	ENTRY	LAPS	TIME	GAP	DIFF	MPH	BEST	ON
1	861		1 David SHOUBRIDGE	Kawasaki - Old Garage Legends	5	8:00.404			81.68	1:34.314	3
2	21	C	1 Nick WHITCHER	Yamaha -	5	8:03.841	3.437	3.437	81.10	1:35.673	4
3	56		2 Michael MILLS	Yamaha - A51 Racing	5	8:06.331	5.927	2.490	80.68	1:35.769	4
4	912	C	2 Michael WHITE	Yamaha - Race Lab Suspension	5	8:06.747	6.343	0.416	80.61	1:35.844	4
5	188	C	3 Dawid KRAWIECKI	Yamaha - Code Blue LTD & D A East Electrical	5	8:07.518	7.114	0.771	80.48	1:35.331	3
6	82		3 Andrew SMITH	Kawasaki - MSS Performance / Addition Steel	5	8:14.490	14.086	6.972	79.35	1:37.174	4
7	29	C	4 Charlie STONE	Kawasaki - Loveday auto repairs	5	8:14.813	14.409	0.323	79.30	1:37.162	5
8	60	C	5 Jack YOUNGE	Yamaha - Chase Timber / iceni motorcycles	5	8:16.098	15.694	1.285	79.09	1:37.210	4
9	12	C	6 Cedric BLOCH	Kawazaki - Brigit's Group & SDC Performance	5	8:27.438	27.034	11.340	77.33	1:38.780	2
10	3		4 Joey LAMBDEN	Yamaha -	5	8:39.235	38.831	11.797	75.57	1:41.444	2
11	160	C	7 Eddie CROKER	Kawasaki -	5	8:58.102	57.698	18.867	72.92	1:45.674	3
12	33	C	8 Phillip MCMANAMON	Honda -	5	8:58.757	58.353	0.655	72.83	1:45.463	2
13	354		5 Richard FOSTER-HALL	Triumph -	5	9:11.781	1:11.377	13.024	71.11	1:48.404	2

NOT CLASSIFIED

DNF	86		Jamie KELMAN	Triumph - Phased Out Racing /TSR vapour blasting	0						
-----	----	--	--------------	--	---	--	--	--	--	--	--

FASTEST LAP

861			David SHOUBRIDGE	Kawasaki - Old Garage Legends	3	1:34.314		83.21 mph		133.91 kph	
188	C		Dawid KRAWIECKI	Yamaha - Code Blue LTD & D A East Electrical	3	1:35.331		82.32 mph		132.48 kph	

Class - 92.5% of Race Speed = 75.55 mph
 Class C - 92.5% of Race Speed = 75.01 mph

Cadwell Park
 Circuit Length = 2.1800 miles
 Start: 13:15 Flag 13:23 End: 13:24

Weather / Track : Bright / Dry
 These results are provisional until the conclusion of any judicial and technical matters.

Clerk Of Course :	Steward :	Timekeeper :
-------------------	-----------	--------------

Results can be found at www.tsl-timing.com

Printed - 13:24 Saturday, 03 August 2019

BMCRC - MRO Championships 2019 - Rnd 7 @ Cadwell Park

Team Respro MRO 600 inc MSS Performance MRO Clubman 600

RACE 3 - LAP CHART

LAP 1 @ 13:16:43.902

NO	BEHIND	LAP TIME
21		1:40.497
861	0.254	1:40.751
56	1.446	1:41.943
912	1.937	1:42.434
188	2.895	1:43.392
82	3.567	1:44.064
60	4.616	1:45.113
29	4.847	1:45.344
12	5.439	1:45.936
3	7.478	1:47.975
160	13.315	1:53.812
354	14.360	1:54.857
33	15.161	1:55.658

354 58.101 1:49.893

LAP 5 @ 13:23:03.809

NO	BEHIND	LAP TIME
861		1:36.490
21	3.437	1:36.296
56	5.927	1:36.715
912	6.343	1:36.325
188	7.114	1:36.184
82	14.086	1:37.933
29	14.409	1:37.162
60	15.694	1:37.687
12	27.034	1:42.078
3	38.831	1:45.200
160	57.698	1:46.252
33	58.353	1:46.115
354	1:11.377	1:49.766

LAP 2 @ 13:18:18.580

NO	BEHIND	LAP TIME
861		1:34.424
21	1.013	1:35.691
56	2.809	1:36.041
912	3.360	1:36.101
188	4.923	1:36.706
82	6.593	1:37.704
29	7.353	1:37.184
60	8.321	1:38.383
12	9.541	1:38.780
3	14.244	1:41.444
160	24.976	1:46.339
33	25.946	1:45.463
354	28.086	1:48.404

LAP 3 @ 13:19:52.894

NO	BEHIND	LAP TIME
861		1:34.314
21	2.383	1:35.684
56	4.358	1:35.863
912	5.089	1:36.043
188	5.940	1:35.331
82	9.894	1:37.615
29	10.795	1:37.756
60	11.712	1:37.705
12	14.513	1:39.286
3	22.028	1:42.098
160	36.336	1:45.674
33	37.333	1:45.701
354	42.633	1:48.861

LAP 4 @ 13:21:27.319

NO	BEHIND	LAP TIME
861		1:34.425
21	3.631	1:35.673
56	5.702	1:35.769
912	6.508	1:35.844
188	7.420	1:35.905
82	12.643	1:37.174
29	13.737	1:37.367
60	14.497	1:37.210
12	21.446	1:41.358
3	30.121	1:42.518
160	47.936	1:46.025
33	48.728	1:45.820

Weather / Track : Bright / Dry

Results can be found at www.tsl-timing.com

Cadwell Park

Circuit Length = 2.1800 miles

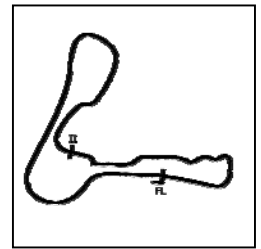
Start: 13:15 Flag 13:23 End: 13:24

Printed - 13:26 Saturday, 03 August 2019

BMCRC - MRO Championships 2019 - Rnd 7 @ Cadwell Park

Team Respro MRO 600 inc MSS Performance MRO Clubman 600

RACE 3 - SECTOR ANALYSIS



SECTOR 1 = FL to I1, SECTOR 2 = I1 to FL, DIFF = Difference To Personal Best Lap, P = Crossed Finish Line in Pit Lane, D = Time Disallowed

P1 861		David SHOUBRIDGE		Kawasaki - Old Garage Legends		
IDEAL LAP TIME : 1:34.126		BEST LAP TIME : 1:34.314		DIFFERENCE : 0.188		
LAP	SECTOR 1	SECTOR 2	LAP TIME	MPH	DIFF	TIME OF DAY
1 -		40.750	1:40.751	77.89	6.437	13:16:44.156
2 -	54.515	39.909	1:34.424 (2)	83.11	0.110	13:18:18.580
3 -	54.649	39.665	1:34.314 (1)	83.21		13:19:52.894
4 -	54.461	39.964	1:34.425 (3)	83.11	0.111	13:21:27.319
5 -	54.944	41.546	1:36.490	81.33	2.176	13:23:03.809

P2 21 C		Nick WHITCHER		Yamaha -		
IDEAL LAP TIME : 1:35.419		BEST LAP TIME : 1:35.673		DIFFERENCE : 0.254		
LAP	SECTOR 1	SECTOR 2	LAP TIME	MPH	DIFF	TIME OF DAY
1 -		40.672	1:40.497	78.09	4.824	13:16:43.902
2 -	55.393	40.298	1:35.691 (3)	82.01	0.018	13:18:19.593
3 -	55.182	40.502	1:35.684 (2)	82.02	0.011	13:19:55.277
4 -	55.121	40.552	1:35.673 (1)	82.03		13:21:30.950
5 -	55.602	40.694	1:36.296	81.49	0.623	13:23:07.246

P3 56		Michael MILLS		Yamaha - A51 Racing		
IDEAL LAP TIME : 1:35.737		BEST LAP TIME : 1:35.769		DIFFERENCE : 0.032		
LAP	SECTOR 1	SECTOR 2	LAP TIME	MPH	DIFF	TIME OF DAY
1 -		41.143	1:41.943	76.98	6.174	13:16:45.348
2 -	55.309	40.732	1:36.041 (3)	81.71	0.272	13:18:21.389
3 -	55.294	40.569	1:35.863 (2)	81.86	0.094	13:19:57.252
4 -	55.168	40.601	1:35.769 (1)	81.94		13:21:33.021
5 -	55.578	41.137	1:36.715	81.14	0.946	13:23:09.736

P4 912 C		Michael WHITE		Yamaha - Race Lab Suspension		
IDEAL LAP TIME : 1:35.844		BEST LAP TIME : 1:35.844		DIFFERENCE : 0.000		
LAP	SECTOR 1	SECTOR 2	LAP TIME	MPH	DIFF	TIME OF DAY
1 -		40.786	1:42.434	76.61	6.590	13:16:45.839
2 -	55.429	40.672	1:36.101 (3)	81.66	0.257	13:18:21.940
3 -	55.366	40.677	1:36.043 (2)	81.71	0.199	13:19:57.983
4 -	55.244	40.600	1:35.844 (1)	81.88		13:21:33.827
5 -	55.584	40.741	1:36.325	81.47	0.481	13:23:10.152

P5 188 C		Dawid KRAWIECKI		Yamaha - Code Blue LTD & D A East Electrical		
IDEAL LAP TIME : 1:35.331		BEST LAP TIME : 1:35.331		DIFFERENCE : 0.000		
LAP	SECTOR 1	SECTOR 2	LAP TIME	MPH	DIFF	TIME OF DAY
1 -		41.636	1:43.392	75.90	8.061	13:16:46.797
2 -	55.492	41.214	1:36.706	81.15	1.375	13:18:23.503
3 -	54.785	40.546	1:35.331 (1)	82.32		13:19:58.834
4 -	55.065	40.840	1:35.905 (2)	81.83	0.574	13:21:34.739
5 -	55.159	41.025	1:36.184 (3)	81.59	0.853	13:23:10.923

P6 82		Andrew SMITH		Kawasaki - MSS Performance / Addition Steel		
IDEAL LAP TIME : 1:37.107		BEST LAP TIME : 1:37.174		DIFFERENCE : 0.067		
LAP	SECTOR 1	SECTOR 2	LAP TIME	MPH	DIFF	TIME OF DAY
1 -		41.999	1:44.064	75.41	6.890	13:16:47.469
2 -	56.249	41.455	1:37.704 (3)	80.32	0.530	13:18:25.173
3 -	56.543	41.072	1:37.615 (2)	80.39	0.441	13:20:02.788
4 -	56.316	40.858	1:37.174 (1)	80.76		13:21:39.962
5 -	56.694	41.239	1:37.933	80.13	0.759	13:23:17.895

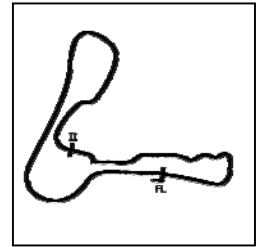
Weather / Track : Bright / Dry

Cadwell Park
Circuit Length = 2.1800 miles
Start: 13:15 Flag 13:23 End: 13:24

BMCRC - MRO Championships 2019 - Rnd 7 @ Cadwell Park

Team Respro MRO 600 inc MSS Performance MRO Clubman 600

RACE 3 - SECTOR ANALYSIS



SECTOR 1 = FL to I1, SECTOR 2 = I1 to FL, DIFF = Difference To Personal Best Lap, P = Crossed Finish Line in Pit Lane, D = Time Disallowed

P7 29 C		Charlie STONE		Kawasaki - Loveday auto repairs		
IDEAL LAP TIME : 1:37.021		BEST LAP TIME : 1:37.162		DIFFERENCE : 0.141		
LAP	SECTOR 1	SECTOR 2	LAP TIME	MPH	DIFF	TIME OF DAY
1 -		41.754	1:45.344	74.49	8.182	13:16:48.749
2 -	55.997	41.187	1:37.184 (2)	80.75	0.022	13:18:25.933
3 -	56.660	41.096	1:37.756	80.28	0.594	13:20:03.689
4 -	56.165	41.202	1:37.367 (3)	80.60	0.205	13:21:41.056
5 -	55.925	41.237	1:37.162 (1)	80.77		13:23:18.218

P8 60 C		Jack YOUNGE		Yamaha - Chase Timber / iceni motorcycles		
IDEAL LAP TIME : 1:37.210		BEST LAP TIME : 1:37.210		DIFFERENCE : 0.000		
LAP	SECTOR 1	SECTOR 2	LAP TIME	MPH	DIFF	TIME OF DAY
1 -		42.015	1:45.113	74.66	7.903	13:16:48.518
2 -	56.911	41.472	1:38.383	79.77	1.173	13:18:26.901
3 -	56.363	41.342	1:37.705 (3)	80.32	0.495	13:20:04.606
4 -	56.172	41.038	1:37.210 (1)	80.73		13:21:41.816
5 -	56.233	41.454	1:37.687 (2)	80.33	0.477	13:23:19.503

P9 12 C		Cedric BLOCH		Kawazaki - Brigit's Group & SDC Performance		
IDEAL LAP TIME : 1:38.733		BEST LAP TIME : 1:38.780		DIFFERENCE : 0.047		
LAP	SECTOR 1	SECTOR 2	LAP TIME	MPH	DIFF	TIME OF DAY
1 -		42.078	1:45.936	74.08	7.156	13:16:49.341
2 -	57.033	41.747	1:38.780 (1)	79.44		13:18:28.121
3 -	56.986	42.300	1:39.286 (2)	79.04	0.506	13:20:07.407
4 -	58.184	43.174	1:41.358 (3)	77.42	2.578	13:21:48.765
5 -	58.420	43.658	1:42.078	76.88	3.298	13:23:30.843

P10 3		Joey LAMB DEN		Yamaha -		
IDEAL LAP TIME : 1:41.444		BEST LAP TIME : 1:41.444		DIFFERENCE : 0.000		
LAP	SECTOR 1	SECTOR 2	LAP TIME	MPH	DIFF	TIME OF DAY
1 -		43.113	1:47.975	72.68	6.531	13:16:51.380
2 -	58.419	43.025	1:41.444 (1)	77.36		13:18:32.824
3 -	58.610	43.488	1:42.098 (2)	76.86	0.654	13:20:14.922
4 -	58.933	43.585	1:42.518 (3)	76.55	1.074	13:21:57.440
5 -	1:00.062	45.138	1:45.200	74.60	3.756	13:23:42.640

P11 160 C		Eddie CROKER		Kawasaki -		
IDEAL LAP TIME : 1:45.674		BEST LAP TIME : 1:45.674		DIFFERENCE : 0.000		
LAP	SECTOR 1	SECTOR 2	LAP TIME	MPH	DIFF	TIME OF DAY
1 -		45.594	1:53.812	68.95	8.138	13:16:57.217
2 -	1:01.018	45.321	1:46.339	73.80	0.665	13:18:43.556
3 -	1:00.576	45.098	1:45.674 (1)	74.26		13:20:29.230
4 -	1:00.886	45.139	1:46.025 (2)	74.02	0.351	13:22:15.255
5 -	1:01.029	45.223	1:46.252 (3)	73.86	0.578	13:24:01.507

P12 33 C		Phillip MCMANAMON		Honda -		
IDEAL LAP TIME : 1:44.372		BEST LAP TIME : 1:45.463		DIFFERENCE : 1.091		
LAP	SECTOR 1	SECTOR 2	LAP TIME	MPH	DIFF	TIME OF DAY
1 -		45.736	1:55.658	67.85	10.195	13:16:59.063
2 -	1:01.492	43.971	1:45.463 (1)	74.41		13:18:44.526
3 -	1:01.240	44.461	1:45.701 (2)	74.24	0.238	13:20:30.227
4 -	1:00.401	45.419	1:45.820 (3)	74.16	0.357	13:22:16.047
5 -	1:00.541	45.574	1:46.115	73.95	0.652	13:24:02.162

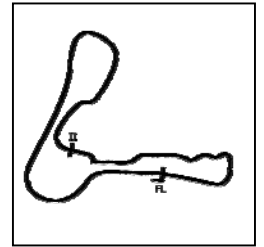
Weather / Track : Bright / Dry

Cadwell Park
Circuit Length = 2.1800 miles
Start: 13:15 Flag 13:23 End: 13:24

BMCRC - MRO Championships 2019 - Rnd 7 @ Cadwell Park

Team Respro MRO 600 inc MSS Performance MRO Clubman 600

RACE 3 - SECTOR ANALYSIS



SECTOR 1 = FL to I1, SECTOR 2 = I1 to FL, DIFF = Difference To Personal Best Lap, P = Crossed Finish Line in Pit Lane, D = Time Disallowed

P13 354		Richard FOSTER-HALL		Triumph -		
IDEAL LAP TIME : 1:48.131		BEST LAP TIME : 1:48.404		DIFFERENCE : 0.273		
LAP	SECTOR 1	SECTOR 2	LAP TIME	MPH	DIFF	TIME OF DAY
1 -		45.478	1:54.857	68.32	6.453	13:16:58.262
2 -	1:03.145	45.259	1:48.404 (1)	72.39		13:18:46.666
3 -	1:02.872	45.989	1:48.861 (2)	72.09	0.457	13:20:35.527
4 -	1:03.516	46.377	1:49.893	71.41	1.489	13:22:25.420
5 -	1:03.588	46.178	1:49.766 (3)	71.49	1.362	13:24:15.186

BMCRC - MRO Championships 2019 - Rnd 7 @ Cadwell Park

Team Respro MRO 600 inc MSS Performance MRO Clubman 600

RACE 3 - BEST SECTORS

SECTOR 1			SECTOR 2			IDEAL / BEST COMPARISON						
POS	NO	NAME	TIME	NO	NAME	TIME	POS	NO	NAME	IDEAL	BEST	DIFF
									PERFECT LAP	1:34.126		
1	861	SHOUBRIDGE	54.461	861	SHOUBRIDGE	39.665	1	861	SHOUBRIDGE	1:34.126	1:34.314	0.188
2	188	KRAWIECKI	54.785	21	WHITCHER	40.298	2	188	KRAWIECKI	1:35.331	1:35.331	0.000
3	21	WHITCHER	55.121	188	KRAWIECKI	40.546	3	21	WHITCHER	1:35.419	1:35.673	0.254
4	56	MILLS	55.168	56	MILLS	40.569	4	56	MILLS	1:35.737	1:35.769	0.032
5	912	WHITE	55.244	912	WHITE	40.600	5	912	WHITE	1:35.844	1:35.844	0.000
6	29	STONE	55.925	82	SMITH	40.858	6	29	STONE	1:37.021	1:37.162	0.141
7	60	YOUNGE	56.172	60	YOUNGE	41.038	7	82	SMITH	1:37.107	1:37.174	0.067
8	82	SMITH	56.249	29	STONE	41.096	8	60	YOUNGE	1:37.210	1:37.210	0.000
9	12	BLOCH	56.986	12	BLOCH	41.747	9	12	BLOCH	1:38.733	1:38.780	0.047
10	3	LAMB DEN	58.419	3	LAMB DEN	43.025	10	3	LAMB DEN	1:41.444	1:41.444	0.000
11	33	MCMANAMON	1:00.401	33	MCMANAMON	43.971	11	33	MCMANAMON	1:44.372	1:45.463	1.091
12	160	CROKER	1:00.576	160	CROKER	45.098	12	160	CROKER	1:45.674	1:45.674	0.000
13	354	FOSTER-HALL	1:02.872	354	FOSTER-HALL	45.259	13	354	FOSTER-HALL	1:48.131	1:48.404	0.273

14

Weather / Track : Bright / Dry

Results can be found at www.tsl-timing.com

Cadwell Park
Circuit Length = 2.1800 miles
Start: 13:15 Flag 13:23 End: 13:24

Printed - 13:25 Saturday, 03 August 2019



ROW 7	19	83	Talan SKEELS-PIGGINS	1		1				
ROW 6		16	142	John BOLSOVER	17	67	Tony COE	18	675	Samuel SMYTH
ROW 5		13	354	Richard FOSTER-HALL	14	86	Jamie KELMAN	15	288	Toby REYNOLDS
ROW 4				1:48.404						
ROW 4		10	3	Joey LAMBEN	11	33	Phillip MCMANAMON	12	160	Eddie CROKER
ROW 3				1:41.444						
ROW 3		7	82	Andrew SMITH	8	60	Jack YOUNGE	9	12	Cedric BLOCH
ROW 2				1:37.210						
ROW 2		4	56	Michael MILLS	5	912	Michael WHITE	6	29	Charlie STONE
ROW 1				1:38.780						
ROW 1		1	861	David SHOUBRIDGE	2	188	Dawid KRAWIECKI	3	21	Nick WHITCHER
ROW 1				1:35.844						
ROW 1				1:37.162						
ROW 1				1:34.314						
ROW 1				1:35.331						
ROW 1				1:35.673						
ROW 1				Pole						

Cadwell Park
Circuit Length = 2.1800 miles

These results are provisional until the conclusion of any judicial and technical matters.

Clerk Of Course :	Steward :	Timekeeper :

Results can be found at www.tsl-timing.com

Printed - 13:28 Saturday, 03 August 2019



RACE 13 - CLASSIFICATION

POS	NO	CL	PIC NAME	ENTRY	LAPS	TIME	GAP	DIFF	MPH	BEST	ON
1	188	C	1 Dawid KRAWIECKI	Yamaha - Code Blue LTD & D A East Electrical	5	8:07.928			80.42	1:36.323	3
2	21*	C	2 Nick WHITCHER	Yamaha -	5	8:14.098	6.170	6.170	79.41	1:35.111	2
3	86		1 Jamie KELMAN	Triumph - Phased Out Racing /TSR vapour blasting	5	8:14.558	6.630	0.460	79.34	1:37.594	2
4	912	C	3 Michael WHITE	Yamaha - Race Lab Suspension	5	8:15.136	7.208	0.578	79.25	1:37.485	2
5	82		2 Andrew SMITH	Kawasaki - MSS Performance / Addition Steel	5	8:15.485	7.557	0.349	79.19	1:37.487	2
6	60	C	4 Jack YOUNGE	Yamaha - Chase Timber / iceni motorcycles	5	8:20.016	12.088	4.531	78.47	1:38.093	4
7	29	C	5 Charlie STONE	Kawasaki - Loveday auto repairs	5	8:21.034	13.106	1.018	78.31	1:38.526	2
8	12	C	6 Cedric BLOCH	Kawazaki - Brigit's Group & SDC Performance	5	8:38.771	30.843	17.737	75.64	1:40.010	2
9	142		3 John BOLSOVER	Triumph - Imageworx bodyshop	5	8:38.907	30.979	0.136	75.62	1:41.937	2
10	3		4 Joey LAMBDEN	Yamaha -	5	8:41.304	33.376	2.397	75.27	1:42.062	2
11	83		5 Talan SKEELS-PIGGINS	Yamaha - Talan Racing	5	8:55.656	47.728	14.352	73.25	1:44.652	3
12	33	C	7 Phillip MCMANAMON	Honda -	5	9:00.304	52.376	4.648	72.62	1:44.281	5
13	160	C	8 Eddie CROKER	Kawasaki -	5	9:02.756	54.828	2.452	72.29	1:46.608	5
14	354		6 Richard FOSTER-HALL	Triumph -	5	9:31.423	1:23.495	28.667	68.67	1:52.529	5

NOT CLASSIFIED

DNF	56		Michael MILLS	Yamaha - A51 Racing	3	4:54.518	2 Laps	2 Laps	79.94	1:36.220	3
DNF	861		David SHOUBRIDGE	Kawasaki - Old Garage Legends	2	3:20.753	3 Laps	1 Lap	78.18	1:38.415	2

FASTEST LAP

	21	C	Nick WHITCHER	Yamaha -	2	1:35.111			82.51 mph	132.79 kph	
	56		Michael MILLS	Yamaha - A51 Racing	3	1:36.220			81.56 mph	131.26 kph	

No. 21 - 10 Second Penalty, Jump Start
 Class C - 92.5% of Race Speed = 74.38 mph
 Class - 92.5% of Race Speed = 73.38 mph

Cadwell Park
 Circuit Length = 2.1800 miles
 Start: 17:10 Flag 17:18 End: 17:20

Weather / Track : Bright / Dry
 These results are provisional until the conclusion of any judicial and technical matters.

Clerk Of Course :	Steward :	Timekeeper :
-------------------	-----------	--------------

Results can be found at www.tsl-timing.com

Printed - 17:22 Saturday, 03 August 2019

BMCRC - MRO Championships 2019 - Rnd 7 @ Cadwell Park

Team Respro MRO 600 inc MSS Performance MRO Clubman 600

RACE 13 - LAP CHART

LAP 1 @ 17:12:33.831		
NO	BEHIND	LAP TIME

188		1:41.585
21	0.239	1:41.824
56	0.396	1:41.981
861	0.753	1:42.338
912	1.220	1:42.805
86	1.517	1:43.102
82	2.055	1:43.640
29	3.528	1:45.113
60	4.743	1:46.328
12	5.529	1:47.114
142	7.544	1:49.129
3	8.417	1:50.002
160	12.047	1:53.632
83	12.746	1:54.331
33	13.277	1:54.862
354	17.213	1:58.798

LAP 2 @ 17:14:09.181		
NO	BEHIND	LAP TIME

21		1:35.111
188	1.202	1:36.552
56	1.363	1:36.317
912	3.355	1:37.485
86	3.761	1:37.594
861	3.818	1:38.415
82	4.192	1:37.487
29	6.704	1:38.526
60	8.272	1:38.879
12	10.189	1:40.010
142	14.131	1:41.937
3	15.129	1:42.062
83	22.748	1:45.352
160	24.251	1:47.554
33	24.784	1:46.857
354	35.306	1:53.443

LAP 3 @ 17:15:44.926		
NO	BEHIND	LAP TIME

21		1:35.745
188	1.780	1:36.323
56	1.838	1:36.220
912	5.827	1:38.217
86	6.036	1:38.020
82	6.425	1:37.978
29	9.880	1:38.921
60	11.112	1:38.585
12	15.766	1:41.322
142	21.243	1:42.857
3	22.039	1:42.655
83	31.655	1:44.652
160	35.246	1:46.740
33	35.809	1:46.770
354	52.815	1:53.254

LAP 4 @ 17:17:20.327		
NO	BEHIND	LAP TIME

21		1:35.401
188	2.915	1:36.536
86	8.495	1:37.860
912	8.520	1:38.094

Weather / Track : Bright / Dry

Results can be found at www.tsl-timing.com

82	9.016	1:37.992
29	13.067	1:38.588
60	13.804	1:38.093
12	26.067	1:45.702
142	28.265	1:42.423
3	29.664	1:43.026
83	41.910	1:45.656
33	47.942	1:47.534
160	48.067	1:48.222
354	1:10.813	1:53.399

LAP 5 @ 17:18:56.344		
NO	BEHIND	LAP TIME

21		1:36.017
188	3.830	1:36.932
86	10.460	1:37.982
912	11.038	1:38.535
82	11.387	1:38.388
60	15.918	1:38.131
29	16.936	1:39.886
12	34.673	1:44.623
142	34.809	1:42.561
3	37.206	1:43.559
83	51.558	1:45.665
33	56.206	1:44.281
160	58.658	1:46.608
354	1:27.325	1:52.529

Cadwell Park

Circuit Length = 2.1800 miles

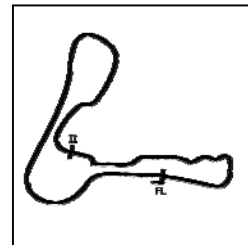
Start: 17:10 Flag 17:18 End: 17:20

Printed - 17:22 Saturday, 03 August 2019

BMCRC - MRO Championships 2019 - Rnd 7 @ Cadwell Park

Team Respro MRO 600 inc MSS Performance MRO Clubman 600

RACE 13 - SECTOR ANALYSIS



SECTOR 1 = FL to I1, SECTOR 2 = I1 to FL, DIFF = Difference To Personal Best Lap, P = Crossed Finish Line in Pit Lane, D = Time Disallowed

P1 188 C		Dawid KRAWIECKI		Yamaha - Code Blue LTD & D A East Electrical		
IDEAL LAP TIME : 1:36.261		BEST LAP TIME : 1:36.323		DIFFERENCE : 0.062		
LAP	SECTOR 1	SECTOR 2	LAP TIME	MPH	DIFF	TIME OF DAY
1 -		41.146	1:41.585	77.25	5.262	17:12:33.831
2 -	55.637	40.915	1:36.552 (3)	81.28	0.229	17:14:10.383
3 -	55.400	40.923	1:36.323 (1)	81.47		17:15:46.706
4 -	55.346	41.190	1:36.536 (2)	81.29	0.213	17:17:23.242
5 -	55.571	41.361	1:36.932	80.96	0.609	17:19:00.174

P2 21 C		Nick WHITCHER		Yamaha -		
IDEAL LAP TIME : 1:34.971		BEST LAP TIME : 1:35.111		DIFFERENCE : 0.140		
LAP	SECTOR 1	SECTOR 2	LAP TIME	MPH	DIFF	TIME OF DAY
1 -		41.179	1:41.824	77.07	6.713	17:12:34.070
2 -	55.154	39.957	1:35.111 (1)	82.51		17:14:09.181
3 -	55.386	40.359	1:35.745 (3)	81.96	0.634	17:15:44.926
4 -	55.014	40.387	1:35.401 (2)	82.26	0.290	17:17:20.327
5 -	55.323	40.694	1:36.017	81.73	0.906	17:18:56.344

P3 86		Jamie KELMAN		Triumph - Phased Out Racing /TSR vapour blasting		
IDEAL LAP TIME : 1:37.340		BEST LAP TIME : 1:37.594		DIFFERENCE : 0.254		
LAP	SECTOR 1	SECTOR 2	LAP TIME	MPH	DIFF	TIME OF DAY
1 -		41.332	1:43.102	76.11	5.508	17:12:35.348
2 -	56.174	41.420	1:37.594 (1)	80.41		17:14:12.942
3 -	56.746	41.274	1:38.020	80.06	0.426	17:15:50.962
4 -	56.694	41.166	1:37.860 (2)	80.19	0.266	17:17:28.822
5 -	56.382	41.600	1:37.982 (3)	80.09	0.388	17:19:06.804

P4 912 C		Michael WHITE		Yamaha - Race Lab Suspension		
IDEAL LAP TIME : 1:37.385		BEST LAP TIME : 1:37.485		DIFFERENCE : 0.100		
LAP	SECTOR 1	SECTOR 2	LAP TIME	MPH	DIFF	TIME OF DAY
1 -		41.158	1:42.805	76.33	5.320	17:12:35.051
2 -	56.227	41.258	1:37.485 (1)	80.50		17:14:12.536
3 -	56.896	41.321	1:38.217 (3)	79.90	0.732	17:15:50.753
4 -	56.734	41.360	1:38.094 (2)	80.00	0.609	17:17:28.847
5 -	56.939	41.596	1:38.535	79.64	1.050	17:19:07.382

P5 82		Andrew SMITH		Kawasaki - MSS Performance / Addition Steel		
IDEAL LAP TIME : 1:37.487		BEST LAP TIME : 1:37.487		DIFFERENCE : 0.000		
LAP	SECTOR 1	SECTOR 2	LAP TIME	MPH	DIFF	TIME OF DAY
1 -		41.372	1:43.640	75.72	6.153	17:12:35.886
2 -	56.377	41.110	1:37.487 (1)	80.50		17:14:13.373
3 -	56.731	41.247	1:37.978 (2)	80.10	0.491	17:15:51.351
4 -	56.759	41.233	1:37.992 (3)	80.08	0.505	17:17:29.343
5 -	56.817	41.571	1:38.388	79.76	0.901	17:19:07.731

P6 60 C		Jack YOUNGE		Yamaha - Chase Timber / iceni motorcycles		
IDEAL LAP TIME : 1:37.797		BEST LAP TIME : 1:38.093		DIFFERENCE : 0.296		
LAP	SECTOR 1	SECTOR 2	LAP TIME	MPH	DIFF	TIME OF DAY
1 -		42.104	1:46.328	73.80	8.235	17:12:38.574
2 -	57.317	41.562	1:38.879	79.37	0.786	17:14:17.453
3 -	57.199	41.386	1:38.585 (3)	79.60	0.492	17:15:56.038
4 -	56.581	41.512	1:38.093 (1)	80.00		17:17:34.131
5 -	56.411	41.720	1:38.131 (2)	79.97	0.038	17:19:12.262

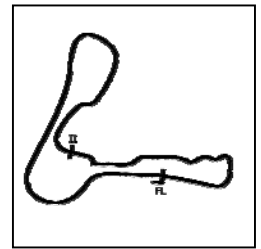
Weather / Track : Bright / Dry

Cadwell Park
Circuit Length = 2.1800 miles
Start: 17:10 Flag 17:18 End: 17:20

BMCRC - MRO Championships 2019 - Rnd 7 @ Cadwell Park

Team Respro MRO 600 inc MSS Performance MRO Clubman 600

RACE 13 - SECTOR ANALYSIS



SECTOR 1 = FL to I1, SECTOR 2 = I1 to FL, DIFF = Difference To Personal Best Lap, P = Crossed Finish Line in Pit Lane, D = Time Disallowed

P7 29 C		Charlie STONE		Kawasaki - Loveday auto repairs		
IDEAL LAP TIME : 1:38.349		BEST LAP TIME : 1:38.526		DIFFERENCE : 0.177		
LAP	SECTOR 1	SECTOR 2	LAP TIME	MPH	DIFF	TIME OF DAY
1 -		41.848	1:45.113	74.66	6.587	17:12:37.359
2 -	56.962	41.564	1:38.526 (1)	79.65		17:14:15.885
3 -	57.417	41.504	1:38.921 (3)	79.33	0.395	17:15:54.806
4 -	57.185	41.403	1:38.588 (2)	79.60	0.062	17:17:33.394
5 -	56.946	42.940	1:39.886	78.57	1.360	17:19:13.280

P8 12 C		Cedric BLOCH		Kawasaki - Brigit's Group & SDC Performance		
IDEAL LAP TIME : 1:40.010		BEST LAP TIME : 1:40.010		DIFFERENCE : 0.000		
LAP	SECTOR 1	SECTOR 2	LAP TIME	MPH	DIFF	TIME OF DAY
1 -		42.665	1:47.114	73.26	7.104	17:12:39.360
2 -	57.435	42.575	1:40.010 (1)	78.47		17:14:19.370
3 -	58.249	43.073	1:41.322 (2)	77.45	1.312	17:16:00.692
4 -	1:01.413	44.289	1:45.702	74.24	5.692	17:17:46.394
5 -	1:01.322	43.301	1:44.623 (3)	75.01	4.613	17:19:31.017

P9 142		John BOLSOVER		Triumph - Imageworx bodyshop		
IDEAL LAP TIME : 1:41.927		BEST LAP TIME : 1:41.937		DIFFERENCE : 0.010		
LAP	SECTOR 1	SECTOR 2	LAP TIME	MPH	DIFF	TIME OF DAY
1 -		43.185	1:49.129	71.91	7.192	17:12:41.375
2 -	58.850	43.087	1:41.937 (1)	76.98		17:14:23.312
3 -	59.759	43.098	1:42.857	76.30	0.920	17:16:06.169
4 -	59.346	43.077	1:42.423 (2)	76.62	0.486	17:17:48.592
5 -	59.366	43.195	1:42.561 (3)	76.52	0.624	17:19:31.153

P10 3		Joey LAMBDEN		Yamaha -		
IDEAL LAP TIME : 1:41.892		BEST LAP TIME : 1:42.062		DIFFERENCE : 0.170		
LAP	SECTOR 1	SECTOR 2	LAP TIME	MPH	DIFF	TIME OF DAY
1 -		43.076	1:50.002	71.34	7.940	17:12:42.248
2 -	59.047	43.015	1:42.062 (1)	76.89		17:14:24.310
3 -	59.810	42.845	1:42.655 (2)	76.45	0.593	17:16:06.965
4 -	59.533	43.493	1:43.026 (3)	76.17	0.964	17:17:49.991
5 -	59.720	43.839	1:43.559	75.78	1.497	17:19:33.550

P11 83		Talan SKEELS-PIGGINS		Yamaha - Talan Racing		
IDEAL LAP TIME : 1:44.652		BEST LAP TIME : 1:44.652		DIFFERENCE : 0.000		
LAP	SECTOR 1	SECTOR 2	LAP TIME	MPH	DIFF	TIME OF DAY
1 -		45.765	1:54.331	68.64	9.679	17:12:46.577
2 -	1:00.743	44.609	1:45.352 (2)	74.49	0.700	17:14:31.929
3 -	1:00.435	44.217	1:44.652 (1)	74.99		17:16:16.581
4 -	1:00.887	44.769	1:45.656 (3)	74.27	1.004	17:18:02.237
5 -	1:00.855	44.810	1:45.665	74.27	1.013	17:19:47.902

P12 33 C		Phillip MCMANAMON		Honda -		
IDEAL LAP TIME : 1:44.281		BEST LAP TIME : 1:44.281		DIFFERENCE : 0.000		
LAP	SECTOR 1	SECTOR 2	LAP TIME	MPH	DIFF	TIME OF DAY
1 -		45.499	1:54.862	68.32	10.581	17:12:47.108
2 -	1:01.691	45.166	1:46.857 (3)	73.44	2.576	17:14:33.965
3 -	1:01.460	45.310	1:46.770 (2)	73.50	2.489	17:16:20.735
4 -	1:01.895	45.639	1:47.534	72.98	3.253	17:18:08.269
5 -	1:00.668	43.613	1:44.281 (1)	75.25		17:19:52.550

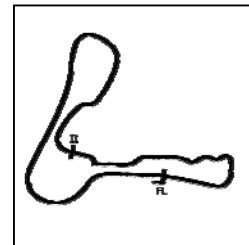
Weather / Track : Bright / Dry

Cadwell Park
Circuit Length = 2.1800 miles
Start: 17:10 Flag 17:18 End: 17:20

BMCRC - MRO Championships 2019 - Rnd 7 @ Cadwell Park

Team Respro MRO 600 inc MSS Performance MRO Clubman 600

RACE 13 - SECTOR ANALYSIS



SECTOR 1 = FL to I1, SECTOR 2 = I1 to FL, DIFF = Difference To Personal Best Lap, P = Crossed Finish Line in Pit Lane, D = Time Disallowed

P13 160 C		Eddie CROKER		Kawasaki -		
IDEAL LAP TIME : 1:46.276		BEST LAP TIME : 1:46.608		DIFFERENCE : 0.332		
LAP	SECTOR 1	SECTOR 2	LAP TIME	MPH	DIFF	TIME OF DAY
1 -		45.498	1:53.632	69.06	7.024	17:12:45.878
2 -	1:02.225	45.329	1:47.554 (3)	72.96	0.946	17:14:33.432
3 -	1:01.582	45.158	1:46.740 (2)	73.52	0.132	17:16:20.172
4 -	1:01.947	46.275	1:48.222	72.51	1.614	17:18:08.394
5 -	1:01.118	45.490	1:46.608 (1)	73.61		17:19:55.002

P14 354		Richard FOSTER-HALL		Triumph -		
IDEAL LAP TIME : 1:52.203		BEST LAP TIME : 1:52.529		DIFFERENCE : 0.326		
LAP	SECTOR 1	SECTOR 2	LAP TIME	MPH	DIFF	TIME OF DAY
1 -		47.249	1:58.798	66.06	6.269	17:12:51.044
2 -	1:06.354	47.089	1:53.443	69.18	0.914	17:14:44.487
3 -	1:06.045	47.209	1:53.254 (2)	69.29	0.725	17:16:37.741
4 -	1:06.140	47.259	1:53.399 (3)	69.20	0.870	17:18:31.140
5 -	1:05.114	47.415	1:52.529 (1)	69.74		17:20:23.669

P15 56		Michael MILLS		Yamaha - A51 Racing		
IDEAL LAP TIME : 1:36.048		BEST LAP TIME : 1:36.220		DIFFERENCE : 0.172		
LAP	SECTOR 1	SECTOR 2	LAP TIME	MPH	DIFF	TIME OF DAY
1 -		40.816	1:41.981	76.95	5.761	17:12:34.227
2 -	55.728	40.589	1:36.317 (2)	81.48	0.097	17:14:10.544
3 -	55.459	40.761	1:36.220 (1)	81.56		17:15:46.764

P16 861		David SHOUBRIDGE		Kawasaki - Old Garage Legends		
IDEAL LAP TIME : 1:36.515		BEST LAP TIME : 1:38.415		DIFFERENCE : 1.900		
LAP	SECTOR 1	SECTOR 2	LAP TIME	MPH	DIFF	TIME OF DAY
1 -		40.946	1:42.338	76.68	3.923	17:12:34.584
2 -	55.569	42.846	1:38.415 (1)	79.74		17:14:12.999

BMCRC - MRO Championships 2019 - Rnd 7 @ Cadwell Park

Team Respro MRO 600 inc MSS Performance MRO Clubman 600

RACE 13 - BEST SECTORS

SECTOR 1			SECTOR 2			IDEAL / BEST COMPARISON						
POS	NO	NAME	TIME	NO	NAME	TIME	POS	NO	NAME	IDEAL	BEST	DIFF
									PERFECT LAP	1:34.971		
1	21	WHITCHER	55.014	21	WHITCHER	39.957	1	21	WHITCHER	1:34.971	1:35.111	0.140
2	188	KRAWIECKI	55.346	56	MILLS	40.589	2	56	MILLS	1:36.048	1:36.220	0.172
3	56	MILLS	55.459	188	KRAWIECKI	40.915	3	188	KRAWIECKI	1:36.261	1:36.323	0.062
4	861	SHOUBRIDGE	55.569	861	SHOUBRIDGE	40.946	4	861	SHOUBRIDGE	1:36.515	1:38.415	1.900
5	86	KELMAN	56.174	82	SMITH	41.110	5	86	KELMAN	1:37.340	1:37.594	0.254
6	912	WHITE	56.227	912	WHITE	41.158	6	912	WHITE	1:37.385	1:37.485	0.100
7	82	SMITH	56.377	86	KELMAN	41.166	7	82	SMITH	1:37.487	1:37.487	0.000
8	60	YOUNGE	56.411	60	YOUNGE	41.386	8	60	YOUNGE	1:37.797	1:38.093	0.296
9	29	STONE	56.946	29	STONE	41.403	9	29	STONE	1:38.349	1:38.526	0.177
10	12	BLOCH	57.435	12	BLOCH	42.575	10	12	BLOCH	1:40.010	1:40.010	0.000
11	142	BOLSOVER	58.850	3	LAMBDEN	42.845	11	3	LAMBDEN	1:41.892	1:42.062	0.170
12	3	LAMBDEN	59.047	142	BOLSOVER	43.077	12	142	BOLSOVER	1:41.927	1:41.937	0.010
13	83	SKEELS-PIGGINS	1:00.435	33	MCMANAMON	43.613	13	33	MCMANAMON	1:44.281	1:44.281	0.000
14	33	MCMANAMON	1:00.668	83	SKEELS-PIGGINS	44.217	14	83	SKEELS-PIGGINS	1:44.652	1:44.652	0.000
15	160	CROKER	1:01.118	160	CROKER	45.158	15	160	CROKER	1:46.276	1:46.608	0.332
16	354	FOSTER-HALL	1:05.114	354	FOSTER-HALL	47.089	16	354	FOSTER-HALL	1:52.203	1:52.529	0.326

Weather / Track : Bright / Dry

Results can be found at www.tsl-timing.com

Cadwell Park
Circuit Length = 2.1800 miles
Start: 17:10 Flag 17:18 End: 17:20

Printed - 17:22 Saturday, 03 August 2019

BMCRC - MRO Championships 2019 - Rnd 7 @ Cadwell Park

Team Respro MRO 600 inc MSS Performance MRO Clubman 600

RACE 3 - GRID (9 Laps)



ROW 7	19 83 Talan SKEELS-PIGGINS 1:44.652	1	1
ROW 6	16 288 Toby REYNOLDS	17 67 Tony COE	18 675 Samuel SMYTH
ROW 5	13 33 Phillip MCMANAMON 1:44.281	14 160 Eddie CROKER 1:46.608	15 354 Richard FOSTER-HALL 1:52.529
ROW 4	10 12 Cedric BLOCH 1:40.010	11 142 John BOLSOVER 1:41.937	12 3 Joey LAMBDEN 1:42.062
ROW 3	7 60 Jack YOUNGE 1:38.093	8 861 David SHOUBRIDGE 1:38.415	9 29 Charlie STONE 1:38.526
ROW 2	4 912 Michael WHITE 1:37.485	5 82 Andrew SMITH 1:37.487	6 86 Jamie KELMAN 1:37.594
ROW 1	1 21 Nick WHITCHER 1:35.111	2 56 Michael MILLS 1:36.220	3 188 Dawid KRAWIECKI 1:36.323
	Pole		

Cadwell Park
Circuit Length = 2.1800 miles

These results are provisional until the conclusion of any judicial and technical matters.

Clerk Of Course :	Steward :	Timekeeper :
-------------------	-----------	--------------

Results can be found at www.tsl-timing.com

Printed - 17:26 Saturday, 03 August 2019



RACE 3 - CLASSIFICATION

POS	NO	CL	PIC NAME	ENTRY	LAPS	TIME	GAP	DIFF	MPH	BEST	ON
1	56		1 Michael MILLS	Yamaha - A51 Racing	7	11:13.376			81.58	1:34.613	5
2	21	C	1 Nick WHITCHER	Yamaha -	7	11:14.437	1.061	1.061	81.45	1:34.667	3
3	861		2 David SHOUBRIDGE	Kawasaki - Old Garage Legends	7	11:14.531	1.155	0.094	81.44	1:33.829	6
4	188	C	2 Dawid KRAWIECKI	Yamaha - Code Blue LTD & D A East Electrical	7	11:21.923	8.547	7.392	80.56	1:35.792	4
5	912	C	3 Michael WHITE	Yamaha - Race Lab Suspension	7	11:25.424	12.048	3.501	80.14	1:36.679	2
6	86		3 Jamie KELMAN	Triumph - Phased Out Racing /TSR vapour blasting	7	11:25.554	12.178	0.130	80.13	1:36.567	2
7	82		4 Andrew SMITH	Kawasaki - MSS Performance / Addition Steel	7	11:30.345	16.969	4.791	79.57	1:37.189	3
8	60	C	4 Jack YOUNGE	Yamaha - Chase Timber / iceni motorcycles	7	11:30.900	17.524	0.555	79.51	1:36.790	6
9	29	C	5 Charlie STONE	Kawasaki - Loveday auto repairs	7	11:31.482	18.106	0.582	79.44	1:36.531	5
10	12	C	6 Cedric BLOCH	Kawazaki - Brigit's Group & SDC Performance	7	11:51.744	38.368	20.262	77.18	1:39.493	2
11	288	C	7 Toby REYNOLDS	Honda - SKA Accountants Motorycycle tyres uk how	7	11:55.039	41.663	3.295	76.83	1:39.866	4
12	3		5 Joey LAMBDEN	Yamaha -	7	11:58.530	45.154	3.491	76.45	1:39.915	7
13	142		6 John BOLSOVER	Triumph - Imageworx bodyshop	7	12:00.877	47.501	2.347	76.20	1:40.581	6
14	33	C	8 Phillip MCMANAMON	Honda -	7	12:26.785	1:13.409	25.908	73.56	1:43.759	6
15	83		7 Talan SKEELS-PIGGINS	Yamaha - Talan Racing	7	12:29.221	1:15.845	2.436	73.32	1:44.921	7
16	160	C	9 Eddie CROKER	Kawasaki -	7	12:47.610	1:34.234	18.389	71.56	1:46.664	3

FASTEST LAP

861		David SHOUBRIDGE	Kawasaki - Old Garage Legends	6	1:33.829	83.64 mph	134.60 kph
21	C	Nick WHITCHER	Yamaha -	3	1:34.667	82.90 mph	133.41 kph

Class - 92.5% of Race Speed = 75.46 mph
 Class C - 92.5% of Race Speed = 75.34 mph

Cadwell Park
 Circuit Length = 2.1800 miles
 Start: 10:11 Flag 10:22 End: 10:24

Weather / Track : Bright / Dry
 These results are provisional until the conclusion of any judicial and technical matters.

Clerk Of Course :	Steward :	Timekeeper :
-------------------	-----------	--------------

Results can be found at www.tsl-timing.com

Printed - 10:24 Sunday, 04 August 2019

BMCRC - MRO Championships 2019 - Rnd 7 @ Cadwell Park

Team Respro MRO 600 inc MSS Performance MRO Clubman 600

RACE 3 - LAP CHART

LAP 1 @ 10:13:18.492

NO	BEHIND	LAP TIME
56		1:42.302
188	0.528	1:42.830
21	0.758	1:43.060
912	1.096	1:43.398
86	1.688	1:43.990
861	1.925	1:44.227
82	2.705	1:45.007
60	4.447	1:46.749
29	5.021	1:47.323
142	7.481	1:49.783
12	7.533	1:49.835
3	8.171	1:50.473
288	9.696	1:51.998
83	13.410	1:55.712
33	14.709	1:57.011
160	14.822	1:57.124

LAP 2 @ 10:14:54.449

NO	BEHIND	LAP TIME
56		1:35.957
21	0.186	1:35.385
188	0.836	1:36.265
912	1.818	1:36.679
86	2.298	1:36.567
861	2.912	1:36.944
82	4.419	1:37.671
60	6.293	1:37.803
29	6.933	1:37.869
12	11.069	1:39.493
142	14.318	1:42.794
3	14.660	1:42.446
288	14.708	1:40.969
83	24.218	1:46.765
33	24.485	1:45.733
160	25.652	1:46.787

LAP 3 @ 10:16:29.302

NO	BEHIND	LAP TIME
21		1:34.667
56	0.637	1:35.490
188	1.813	1:35.830
861	3.601	1:35.542
912	3.812	1:36.847
86	4.145	1:36.700
82	6.755	1:37.189
60	9.007	1:37.567
29	9.388	1:37.308
12	16.110	1:39.894
288	20.694	1:40.839
142	21.867	1:42.402
3	22.249	1:42.442
83	35.183	1:45.818
33	35.514	1:45.882
160	37.463	1:46.664

LAP 4 @ 10:18:04.192

NO	BEHIND	LAP TIME
21		1:34.890
56	0.560	1:34.813
188	2.715	1:35.792

861	3.033	1:34.322	12	38.368	1:41.334
912	5.628	1:36.706	288	41.663	1:40.445
86	5.942	1:36.687	3	45.154	1:39.915
82	9.582	1:37.717	142	47.501	1:40.742
60	11.511	1:37.394	33	1:13.409	1:44.088
29	11.965	1:37.467	83	1:15.845	1:44.921
12	21.570	1:40.350	160	1:34.234	1:49.761
288	25.670	1:39.866			
3	29.577	1:42.218			
142	29.718	1:42.741			
83	45.306	1:45.013			
33	45.668	1:45.044			
160	50.594	1:48.021			

LAP 5 @ 10:19:39.365

NO	BEHIND	LAP TIME
56		1:34.613
21	0.790	1:35.963
861	2.545	1:34.685
188	4.465	1:36.923
912	7.759	1:37.304
86	7.884	1:37.115
82	11.968	1:37.559
29	13.323	1:36.531
60	13.971	1:37.633
12	26.799	1:40.402
288	30.810	1:40.313
3	35.092	1:40.688
142	36.379	1:41.834
33	55.763	1:45.268
83	56.112	1:45.979
160	1:05.329	1:49.908

LAP 6 @ 10:21:14.533

NO	BEHIND	LAP TIME
56		1:35.168
21	0.894	1:35.272
861	1.206	1:33.829
188	6.388	1:37.091
912	9.984	1:37.393
86	10.244	1:37.528
82	14.744	1:37.944
29	15.064	1:36.909
60	15.593	1:36.790
12	32.067	1:40.436
288	36.251	1:40.609
3	40.272	1:40.348
142	41.792	1:40.581
33	1:04.354	1:43.759
83	1:05.957	1:45.013
160	1:19.506	1:49.345

LAP 7 @ 10:22:49.566

NO	BEHIND	LAP TIME
56		1:35.033
21	1.061	1:35.200
861	1.155	1:34.982
188	8.547	1:37.192
912	12.048	1:37.097
86	12.178	1:36.967
82	16.969	1:37.258
60	17.524	1:36.964
29	18.106	1:38.075

Weather / Track : Bright / Dry

Results can be found at www.tsl-timing.com

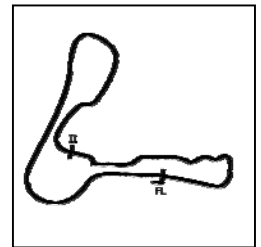
Cadwell Park
Circuit Length = 2.1800 miles
Start: 10:11 Flag 10:22 End: 10:24

Printed - 10:26 Sunday, 04 August 2019

BMCRC - MRO Championships 2019 - Rnd 7 @ Cadwell Park

Team Respro MRO 600 inc MSS Performance MRO Clubman 600

RACE 3 - SECTOR ANALYSIS



SECTOR 1 = FL to I1, SECTOR 2 = I1 to FL, DIFF = Difference To Personal Best Lap, P = Crossed Finish Line in Pit Lane, D = Time Disallowed

P1 56		Michael MILLS		Yamaha - A51 Racing		
IDEAL LAP TIME : 1:34.605		BEST LAP TIME : 1:34.613		DIFFERENCE : 0.008		
LAP	SECTOR 1	SECTOR 2	LAP TIME	MPH	DIFF	TIME OF DAY
1 -		40.710	1:42.302	76.71	7.689	10:13:18.492
2 -	55.425	40.532	1:35.957	81.78	1.344	10:14:54.449
3 -	55.399	40.091	1:35.490	82.18	0.877	10:16:29.939
4 -	54.765	40.048	1:34.813 (2)	82.77	0.200	10:18:04.752
5 -	54.773	39.840	1:34.613 (1)	82.94		10:19:39.365
6 -	55.013	40.155	1:35.168	82.46	0.555	10:21:14.533
7 -	54.835	40.198	1:35.033 (3)	82.58	0.420	10:22:49.566

P2 21 C		Nick WHITCHER		Yamaha -		
IDEAL LAP TIME : 1:34.658		BEST LAP TIME : 1:34.667		DIFFERENCE : 0.009		
LAP	SECTOR 1	SECTOR 2	LAP TIME	MPH	DIFF	TIME OF DAY
1 -		40.802	1:43.060	76.15	8.393	10:13:19.250
2 -	54.986	40.399	1:35.385	82.27	0.718	10:14:54.635
3 -	54.842	39.825	1:34.667 (1)	82.90		10:16:29.302
4 -	54.833	40.057	1:34.890 (2)	82.70	0.223	10:18:04.192
5 -	55.616	40.347	1:35.963	81.78	1.296	10:19:40.155
6 -	54.863	40.409	1:35.272	82.37	0.605	10:21:15.427
7 -	54.973	40.227	1:35.200 (3)	82.43	0.533	10:22:50.627

P3 861		David SHOUBRIDGE		Kawasaki - Old Garage Legends		
IDEAL LAP TIME : 1:33.829		BEST LAP TIME : 1:33.829		DIFFERENCE : 0.000		
LAP	SECTOR 1	SECTOR 2	LAP TIME	MPH	DIFF	TIME OF DAY
1 -		41.136	1:44.227	75.29	10.398	10:13:20.417
2 -	55.615	41.329	1:36.944	80.95	3.115	10:14:57.361
3 -	54.878	40.664	1:35.542	82.14	1.713	10:16:32.903
4 -	54.485	39.837	1:34.322 (2)	83.20	0.493	10:18:07.225
5 -	54.990	39.695	1:34.685 (3)	82.88	0.856	10:19:41.910
6 -	54.472	39.357	1:33.829 (1)	83.64		10:21:15.739
7 -	54.888	40.094	1:34.982	82.62	1.153	10:22:50.721

P4 188 C		Dawid KRAWIECKI		Yamaha - Code Blue LTD & D A East Electrical		
IDEAL LAP TIME : 1:35.683		BEST LAP TIME : 1:35.792		DIFFERENCE : 0.109		
LAP	SECTOR 1	SECTOR 2	LAP TIME	MPH	DIFF	TIME OF DAY
1 -		40.733	1:42.830	76.32	7.038	10:13:19.020
2 -	55.528	40.737	1:36.265 (3)	81.52	0.473	10:14:55.285
3 -	54.950	40.880	1:35.830 (2)	81.89	0.038	10:16:31.115
4 -	54.970	40.822	1:35.792 (1)	81.92		10:18:06.907
5 -	55.898	41.025	1:36.923	80.97	1.131	10:19:43.830
6 -	55.329	41.762	1:37.091	80.83	1.299	10:21:20.921
7 -	55.374	41.818	1:37.192	80.74	1.400	10:22:58.113

P5 912 C		Michael WHITE		Yamaha - Race Lab Suspension		
IDEAL LAP TIME : 1:36.326		BEST LAP TIME : 1:36.679		DIFFERENCE : 0.353		
LAP	SECTOR 1	SECTOR 2	LAP TIME	MPH	DIFF	TIME OF DAY
1 -		40.902	1:43.398	75.90	6.719	10:13:19.588
2 -	56.119	40.560	1:36.679 (1)	81.17		10:14:56.267
3 -	55.766	41.081	1:36.847 (3)	81.03	0.168	10:16:33.114
4 -	55.816	40.890	1:36.706 (2)	81.15	0.027	10:18:09.820
5 -	56.246	41.058	1:37.304	80.65	0.625	10:19:47.124
6 -	56.373	41.020	1:37.393	80.58	0.714	10:21:24.517
7 -	55.881	41.216	1:37.097	80.82	0.418	10:23:01.614

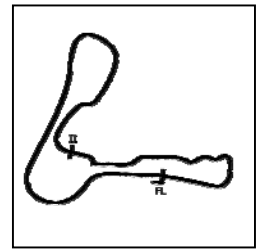
Weather / Track : Bright / Dry

Cadwell Park
Circuit Length = 2.1800 miles
Start: 10:11 Flag 10:22 End: 10:24

BMCRC - MRO Championships 2019 - Rnd 7 @ Cadwell Park

Team Respro MRO 600 inc MSS Performance MRO Clubman 600

RACE 3 - SECTOR ANALYSIS



SECTOR 1 = FL to I1, SECTOR 2 = I1 to FL, DIFF = Difference To Personal Best Lap, P = Crossed Finish Line in Pit Lane, D = Time Disallowed

P6 86		Jamie KELMAN		Triumph - Phased Out Racing /TSR vapour blasting		
IDEAL LAP TIME : 1:36.430		BEST LAP TIME : 1:36.567		DIFFERENCE : 0.137		
LAP	SECTOR 1	SECTOR 2	LAP TIME	MPH	DIFF	TIME OF DAY
1 -		41.206	1:43.990	75.46	7.423	10:13:20.180
2 -	55.668	40.899	1:36.567 (1)	81.27		10:14:56.747
3 -	55.938	40.762	1:36.700 (3)	81.15	0.133	10:16:33.447
4 -	55.921	40.766	1:36.687 (2)	81.16	0.120	10:18:10.134
5 -	56.285	40.830	1:37.115	80.81	0.548	10:19:47.249
6 -	56.485	41.043	1:37.528	80.46	0.961	10:21:24.777
7 -	56.062	40.905	1:36.967	80.93	0.400	10:23:01.744

P7 82		Andrew SMITH		Kawasaki - MSS Performance / Addition Steel		
IDEAL LAP TIME : 1:37.180		BEST LAP TIME : 1:37.189		DIFFERENCE : 0.009		
LAP	SECTOR 1	SECTOR 2	LAP TIME	MPH	DIFF	TIME OF DAY
1 -		41.148	1:45.007	74.73	7.818	10:13:21.197
2 -	56.572	41.099	1:37.671	80.35	0.482	10:14:58.868
3 -	56.284	40.905	1:37.189 (1)	80.75		10:16:36.057
4 -	56.528	41.189	1:37.717	80.31	0.528	10:18:13.774
5 -	56.535	41.024	1:37.559 (3)	80.44	0.370	10:19:51.333
6 -	57.048	40.896	1:37.944	80.12	0.755	10:21:29.277
7 -	56.289	40.969	1:37.258 (2)	80.69	0.069	10:23:06.535

P8 60 C		Jack YOUNGE		Yamaha - Chase Timber / iceni motorcycles		
IDEAL LAP TIME : 1:36.615		BEST LAP TIME : 1:36.790		DIFFERENCE : 0.175		
LAP	SECTOR 1	SECTOR 2	LAP TIME	MPH	DIFF	TIME OF DAY
1 -		41.761	1:46.749	73.51	9.959	10:13:22.939
2 -	56.454	41.349	1:37.803	80.24	1.013	10:15:00.742
3 -	56.038	41.529	1:37.567	80.43	0.777	10:16:38.309
4 -	56.276	41.118	1:37.394 (3)	80.58	0.604	10:18:15.703
5 -	56.510	41.123	1:37.633	80.38	0.843	10:19:53.336
6 -	56.125	40.665	1:36.790 (1)	81.08		10:21:30.126
7 -	55.950	41.014	1:36.964 (2)	80.93	0.174	10:23:07.090

P9 29 C		Charlie STONE		Kawasaki - Loveday auto repairs		
IDEAL LAP TIME : 1:36.531		BEST LAP TIME : 1:36.531		DIFFERENCE : 0.000		
LAP	SECTOR 1	SECTOR 2	LAP TIME	MPH	DIFF	TIME OF DAY
1 -		41.553	1:47.323	73.12	10.792	10:13:23.513
2 -	56.546	41.323	1:37.869	80.18	1.338	10:15:01.382
3 -	56.297	41.011	1:37.308 (3)	80.65	0.777	10:16:38.690
4 -	56.253	41.214	1:37.467	80.52	0.936	10:18:16.157
5 -	55.789	40.742	1:36.531 (1)	81.30		10:19:52.688
6 -	55.872	41.037	1:36.909 (2)	80.98	0.378	10:21:29.597
7 -	56.192	41.883	1:38.075	80.02	1.544	10:23:07.672

P10 12 C		Cedric BLOCH		Kawazaki - Brigit's Group & SDC Performance		
IDEAL LAP TIME : 1:39.493		BEST LAP TIME : 1:39.493		DIFFERENCE : 0.000		
LAP	SECTOR 1	SECTOR 2	LAP TIME	MPH	DIFF	TIME OF DAY
1 -		43.180	1:49.835	71.45	10.342	10:13:26.025
2 -	57.349	42.144	1:39.493 (1)	78.88		10:15:05.518
3 -	57.521	42.373	1:39.894 (2)	78.56	0.401	10:16:45.412
4 -	57.851	42.499	1:40.350 (3)	78.20	0.857	10:18:25.762
5 -	58.051	42.351	1:40.402	78.16	0.909	10:20:06.164
6 -	58.146	42.290	1:40.436	78.13	0.943	10:21:46.600
7 -	58.341	42.993	1:41.334	77.44	1.841	10:23:27.934

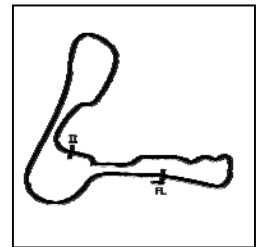
Weather / Track : Bright / Dry

Cadwell Park
Circuit Length = 2.1800 miles
Start: 10:11 Flag 10:22 End: 10:24

BMCRC - MRO Championships 2019 - Rnd 7 @ Cadwell Park

Team Respro MRO 600 inc MSS Performance MRO Clubman 600

RACE 3 - SECTOR ANALYSIS



SECTOR 1 = FL to I1, SECTOR 2 = I1 to FL, DIFF = Difference To Personal Best Lap, P = Crossed Finish Line in Pit Lane, D = Time Disallowed

P11 288 C		Toby REYNOLDS		Honda - SKA Accountants Motorcycle tyres uk howesyourheati		
IDEAL LAP TIME : 1:39.851		BEST LAP TIME : 1:39.866		DIFFERENCE : 0.015		
LAP	SECTOR 1	SECTOR 2	LAP TIME	MPH	DIFF	TIME OF DAY
1 -		43.947	1:51.998	70.07	12.132	10:13:28.188
2 -	57.727	43.242	1:40.969	77.72	1.103	10:15:09.157
3 -	57.829	43.010	1:40.839	77.82	0.973	10:16:49.996
4 -	57.527	42.339	1:39.866 (1)	78.58		10:18:29.862
5 -	57.989	42.324	1:40.313 (2)	78.23	0.447	10:20:10.175
6 -	57.615	42.994	1:40.609	78.00	0.743	10:21:50.784
7 -	57.668	42.777	1:40.445 (3)	78.13	0.579	10:23:31.229

P12 3		Joey LAMB DEN		Yamaha -		
IDEAL LAP TIME : 1:39.886		BEST LAP TIME : 1:39.915		DIFFERENCE : 0.029		
LAP	SECTOR 1	SECTOR 2	LAP TIME	MPH	DIFF	TIME OF DAY
1 -		43.190	1:50.473	71.04	10.558	10:13:26.663
2 -	59.107	43.339	1:42.446	76.60	2.531	10:15:09.109
3 -	59.037	43.405	1:42.442	76.60	2.527	10:16:51.551
4 -	59.109	43.109	1:42.218	76.77	2.303	10:18:33.769
5 -	58.081	42.607	1:40.688 (3)	77.94	0.773	10:20:14.457
6 -	57.840	42.508	1:40.348 (2)	78.20	0.433	10:21:54.805
7 -	57.378	42.537	1:39.915 (1)	78.54		10:23:34.720

P13 142		John BOLSOVER		Triumph - Imageworx bodyshop		
IDEAL LAP TIME : 1:40.581		BEST LAP TIME : 1:40.581		DIFFERENCE : 0.000		
LAP	SECTOR 1	SECTOR 2	LAP TIME	MPH	DIFF	TIME OF DAY
1 -		43.442	1:49.783	71.48	9.202	10:13:25.973
2 -	59.458	43.336	1:42.794	76.34	2.213	10:15:08.767
3 -	59.057	43.345	1:42.402	76.63	1.821	10:16:51.169
4 -	59.855	42.886	1:42.741	76.38	2.160	10:18:33.910
5 -	58.782	43.052	1:41.834 (3)	77.06	1.253	10:20:15.744
6 -	57.876	42.705	1:40.581 (1)	78.02		10:21:56.325
7 -	57.952	42.790	1:40.742 (2)	77.90	0.161	10:23:37.067

P14 33 C		Phillip MCMANAMON		Honda -		
IDEAL LAP TIME : 1:43.553		BEST LAP TIME : 1:43.759		DIFFERENCE : 0.206		
LAP	SECTOR 1	SECTOR 2	LAP TIME	MPH	DIFF	TIME OF DAY
1 -		45.404	1:57.011	67.07	13.252	10:13:33.201
2 -	1:00.955	44.778	1:45.733	74.22	1.974	10:15:18.934
3 -	1:01.005	44.877	1:45.882	74.12	2.123	10:17:04.816
4 -	1:00.156	44.888	1:45.044 (3)	74.71	1.285	10:18:49.860
5 -	1:00.644	44.624	1:45.268	74.55	1.509	10:20:35.128
6 -	59.935	43.824	1:43.759 (1)	75.63		10:22:18.887
7 -	1:00.470	43.618	1:44.088 (2)	75.39	0.329	10:24:02.975

P15 83		Talan SKEELS-PIGGINS		Yamaha - Talan Racing		
IDEAL LAP TIME : 1:44.367		BEST LAP TIME : 1:44.921		DIFFERENCE : 0.554		
LAP	SECTOR 1	SECTOR 2	LAP TIME	MPH	DIFF	TIME OF DAY
1 -		45.675	1:55.712	67.82	10.791	10:13:31.902
2 -	1:01.852	44.913	1:46.765	73.50	1.844	10:15:18.667
3 -	1:00.766	45.052	1:45.818	74.16	0.897	10:17:04.485
4 -	1:00.079	44.934	1:45.013 (2)	74.73	0.092	10:18:49.498
5 -	1:00.712	45.267	1:45.979	74.05	1.058	10:20:35.477
6 -	1:00.498	44.515	1:45.013 (2)	74.73	0.092	10:22:20.490
7 -	1:00.633	44.288	1:44.921 (1)	74.79		10:24:05.411

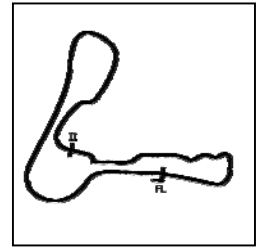
Weather / Track : Bright / Dry

Cadwell Park
 Circuit Length = 2.1800 miles
 Start: 10:11 Flag 10:22 End: 10:24

BMCRC - MRO Championships 2019 - Rnd 7 @ Cadwell Park

Team Respro MRO 600 inc MSS Performance MRO Clubman 600

RACE 3 - SECTOR ANALYSIS



SECTOR 1 = FL to I1, SECTOR 2 = I1 to FL, DIFF = Difference To Personal Best Lap, P = Crossed Finish Line in Pit Lane, D = Time Disallowed

P16 160 C		Eddie CROKER		Kawasaki -		
IDEAL LAP TIME : 1:46.493		BEST LAP TIME : 1:46.664		DIFFERENCE : 0.171		
LAP	SECTOR 1	SECTOR 2	LAP TIME	MPH	DIFF	TIME OF DAY
1 -		46.288	1:57.124	67.00	10.460	10:13:33.314
2 -	1:01.107	45.680	1:46.787 (2)	73.49	0.123	10:15:20.101
3 -	1:01.278	45.386	1:46.664 (1)	73.57		10:17:06.765
4 -	1:01.665	46.356	1:48.021 (3)	72.65	1.357	10:18:54.786
5 -	1:03.298	46.610	1:49.908	71.40	3.244	10:20:44.694
6 -	1:03.004	46.341	1:49.345	71.77	2.681	10:22:34.039
7 -	1:03.315	46.446	1:49.761	71.50	3.097	10:24:23.800

Weather / Track : Bright / Dry

Results can be found at www.tsl-timing.com

Page 4 of 4

Cadwell Park
Circuit Length = 2.1800 miles
Start: 10:11 Flag 10:22 End: 10:24

Printed - 10:26 Sunday, 04 August 2019

BMCRC - MRO Championships 2019 - Rnd 7 @ Cadwell Park

Team Respro MRO 600 inc MSS Performance MRO Clubman 600

RACE 3 - BEST SECTORS

SECTOR 1			SECTOR 2			IDEAL / BEST COMPARISON						
POS	NO	NAME	TIME	NO	NAME	TIME	POS	NO	NAME	IDEAL	BEST	DIFF
									PERFECT LAP	1:33.829		
1	861	SHOUBRIDGE	54.472	861	SHOUBRIDGE	39.357	1	861	SHOUBRIDGE	1:33.829	1:33.829	0.000
2	56	MILLS	54.765	21	WHITCHER	39.825	2	56	MILLS	1:34.605	1:34.613	0.008
3	21	WHITCHER	54.833	56	MILLS	39.840	3	21	WHITCHER	1:34.658	1:34.667	0.009
4	188	KRAWIECKI	54.950	912	WHITE	40.560	4	188	KRAWIECKI	1:35.683	1:35.792	0.109
5	86	KELMAN	55.668	60	YOUNGE	40.665	5	912	WHITE	1:36.326	1:36.679	0.353
6	912	WHITE	55.766	188	KRAWIECKI	40.733	6	86	KELMAN	1:36.430	1:36.567	0.137
7	29	STONE	55.789	29	STONE	40.742	7	29	STONE	1:36.531	1:36.531	0.000
8	60	YOUNGE	55.950	86	KELMAN	40.762	8	60	YOUNGE	1:36.615	1:36.790	0.175
9	82	SMITH	56.284	82	SMITH	40.896	9	82	SMITH	1:37.180	1:37.189	0.009
10	12	BLOCH	57.349	12	BLOCH	42.144	10	12	BLOCH	1:39.493	1:39.493	0.000
11	3	LAMBDEN	57.378	288	REYNOLDS	42.324	11	288	REYNOLDS	1:39.851	1:39.866	0.015
12	288	REYNOLDS	57.527	3	LAMBDEN	42.508	12	3	LAMBDEN	1:39.886	1:39.915	0.029
13	142	BOLSOVER	57.876	142	BOLSOVER	42.705	13	142	BOLSOVER	1:40.581	1:40.581	0.000
14	33	MCMANAMON	59.935	33	MCMANAMON	43.618	14	33	MCMANAMON	1:43.553	1:43.759	0.206
15	83	SKEELS-PIGGINS	1:00.079	83	SKEELS-PIGGINS	44.288	15	83	SKEELS-PIGGINS	1:44.367	1:44.921	0.554
16	160	CROKER	1:01.107	160	CROKER	45.386	16	160	CROKER	1:46.493	1:46.664	0.171

Weather / Track : Bright / Dry

Results can be found at www.tsl-timing.com

Cadwell Park
Circuit Length = 2.1800 miles
Start: 10:11 Flag 10:22 End: 10:24

Printed - 10:26 Sunday, 04 August 2019



ROW 7	19	83	Talan SKEELS-PIGGINS	1:44.921	1		1		
ROW 6		16	354	Richard FOSTER-HALL		17	67	Tony COE	
							18	675	Samuel SMYTH
ROW 5	13	142	John BOLSOVER	1:40.581	14	33	Phillip MCMANAMON	1:43.759	
					15	160	Eddie CROKER	1:46.664	
ROW 4		10	12	Cedric BLOCH	1:39.493	11	288	Toby REYNOLDS	1:39.866
						12	3	Joey LAMBDEN	1:39.915
ROW 3	7	912	Michael WHITE	1:36.679	8	60	Jack YOUNGE	1:36.790	
					9	82	Andrew SMITH	1:37.189	
ROW 2		4	188	Dawid KRAWIECKI	1:35.792	5	29	Charlie STONE	1:36.531
					6	86	Jamie KELMAN	1:36.567	
ROW 1	1	861	David SHOUBRIDGE	1:33.829	2	56	Michael MILLS	1:34.613	
					3	21	Nick WHITCHER	1:34.667	
								Pole	

Cadwell Park
Circuit Length = 2.1800 miles

These results are provisional until the conclusion of any judicial and technical matters.

Clerk Of Course :	Steward :	Timekeeper :
-------------------	-----------	--------------

Results can be found at www.tsl-timing.com

Printed - 10:30 Sunday, 04 August 2019



RACE 13 - CLASSIFICATION

POS	NO	CL	PIC NAME	ENTRY	LAPS	TIME	GAP	DIFF	MPH	BEST	ON
1	861		1 David SHOUBRIDGE	Kawasaki - Old Garage Legends	9	14:20.847			82.05	1:34.199	6
2	56		2 Michael MILLS	Yamaha - A51 Racing	9	14:23.587	2.740	2.740	81.78	1:34.737	5
3	86		3 Jamie KELMAN	Triumph - Phased Out Racing /TSR vapour blasting	9	14:33.429	12.582	9.842	80.86	1:35.055	3
4	188	C	1 Dawid KRAWIECKI	Yamaha - Code Blue LTD & D A East Electrical	9	14:40.927	20.080	7.498	80.17	1:36.599	3
5	82		4 Andrew SMITH	Kawasaki - MSS Performance / Addition Steel	9	14:41.681	20.834	0.754	80.11	1:36.748	7
6	60	C	2 Jack YOUNGE	Yamaha - Chase Timber / iceni motorcycles	9	14:48.216	27.369	6.535	79.52	1:37.437	7
7	29	C	3 Charlie STONE	Kawasaki - Loveday auto repairs	9	14:48.651	27.804	0.435	79.48	1:37.074	8
8	912	C	4 Michael WHITE	Yamaha - Race Lab Suspension	9	14:50.726	29.879	2.075	79.29	1:36.836	6
9	12	C	5 Cedric BLOCH	Kawazaki - Brigit's Group & SDC Performance	9	15:19.923	59.076	29.197	76.78	1:39.738	3
10	142		5 John BOLSOVER	Triumph - Imageworx bodyshop	9	15:33.054	1:12.207	13.131	75.70	1:40.087	5
11	3		6 Joey LAMBDEN	Yamaha -	9	15:46.342	1:25.495	13.288	74.63	1:41.345	4
12	33	C	6 Phillip MCMANAMON	Honda -	9	15:52.570	1:31.723	6.228	74.14	1:43.622	9
13	83		7 Talan SKEELS-PIGGINS	Yamaha - Talan Racing	9	15:55.149	1:34.302	2.579	73.94	1:44.676	8
14	160	C	7 Eddie CROKER	Kawasaki -	8	14:22.628	1 Lap	1 Lap	72.78	1:45.014	5

NOT CLASSIFIED

DNF	21	C	Nick WHITCHER	Yamaha -	1	1:42.678	8 Laps	7 Laps	76.43		
-----	----	---	---------------	----------	---	----------	--------	--------	-------	--	--

FASTEST LAP

861			David SHOUBRIDGE	Kawasaki - Old Garage Legends	6	1:34.199			83.31 mph	134.08 kph	
188	C		Dawid KRAWIECKI	Yamaha - Code Blue LTD & D A East Electrical	3	1:36.599			81.24 mph	130.74 kph	

Class - 92.5% of Race Speed = 75.89 mph
 Class C - 92.5% of Race Speed = 74.15 mph

Cadwell Park
 Circuit Length = 2.1800 miles
 Start: 14:35 Flag 14:49 End: 14:51

Weather / Track : Bright / Dry
 These results are provisional until the conclusion of any judicial and technical matters.

Clerk Of Course :	Steward :	Timekeeper :
-------------------	-----------	--------------

Results can be found at www.tsl-timing.com

Printed - 14:51 Sunday, 04 August 2019

BMCRC - MRO Championships 2019 - Rnd 7 @ Cadwell Park

Team Respro MRO 600 inc MSS Performance MRO Clubman 600

RACE 13 - LAP CHART

LAP 1 @ 14:37:18.787

NO	BEHIND	LAP TIME
861		1:41.145
86	1.268	1:42.413
21	1.533	1:42.678
56	1.729	1:42.874
188	2.860	1:44.005
912	3.382	1:44.527
82	3.692	1:44.837
29	4.158	1:45.303
60	4.772	1:45.917
12	5.660	1:46.805
33	11.570	1:52.715
83	12.185	1:53.330
3	12.499	1:53.644
160	14.286	1:55.431
142	14.676	1:55.821

LAP 2 @ 14:38:53.691

NO	BEHIND	LAP TIME
861		1:34.904
86	1.564	1:35.200
56	1.871	1:35.046
188	5.023	1:37.067
82	5.654	1:36.866
29	7.149	1:37.895
60	7.595	1:37.727
12	11.198	1:40.442
912	13.114	1:44.636
33	21.989	1:45.323
83	22.771	1:45.490
3	22.946	1:45.351
142	23.072	1:43.300
160	25.491	1:46.109

LAP 3 @ 14:40:28.306

NO	BEHIND	LAP TIME
861		1:34.615
86	2.004	1:35.055
56	2.444	1:35.188
188	7.007	1:36.599
82	7.940	1:36.901
60	10.995	1:38.015
29	12.083	1:39.549
912	16.272	1:37.773
12	16.321	1:39.738
33	33.034	1:45.660
3	33.150	1:44.819
142	33.354	1:44.897
83	34.534	1:46.378
160	38.408	1:47.532

LAP 4 @ 14:42:02.643

NO	BEHIND	LAP TIME
861		1:34.337
86	2.849	1:35.182
56	3.809	1:35.702
188	9.587	1:36.917
82	10.481	1:36.878
60	14.343	1:37.685
29	15.786	1:38.040
912	18.944	1:37.009

12	23.489	1:41.505
142	40.140	1:41.123
3	40.158	1:41.345
33	44.456	1:45.759
83	45.197	1:45.000
160	50.204	1:46.133

LAP 5 @ 14:43:37.252

NO	BEHIND	LAP TIME
861		1:34.609
86	3.812	1:35.572
56	3.937	1:34.737
188	11.879	1:36.901
82	13.256	1:37.384
60	17.513	1:37.779
29	19.701	1:38.524
912	21.263	1:36.928
12	30.217	1:41.337
142	45.618	1:40.087
3	48.257	1:42.708
33	54.832	1:44.985
83	55.915	1:45.327
160	1:00.609	1:45.014

LAP 6 @ 14:45:11.451

NO	BEHIND	LAP TIME
861		1:34.199
56	4.606	1:34.868
86	6.155	1:36.542
188	15.184	1:37.504
82	15.954	1:36.897
60	21.112	1:37.798
29	22.634	1:37.132
912	23.900	1:36.836
12	37.571	1:41.553
142	53.245	1:41.826
3	56.780	1:42.722
33	1:05.852	1:45.219
83	1:07.090	1:45.374
160	1:12.647	1:46.237

LAP 7 @ 14:46:45.759

NO	BEHIND	LAP TIME
861		1:34.308
56	5.348	1:35.050
86	9.084	1:37.237
188	17.920	1:37.044
82	18.394	1:36.748
60	24.241	1:37.437
29	25.499	1:37.173
912	26.798	1:37.206
12	45.318	1:42.055
142	1:01.040	1:42.103
3	1:05.001	1:42.529
33	1:16.559	1:45.015
83	1:17.484	1:44.702
160	1:26.297	1:47.958

LAP 8 @ 14:48:20.422

NO	BEHIND	LAP TIME
861		1:34.663
56	5.737	1:35.052

86	12.295	1:37.874
188	20.386	1:37.129
82	21.528	1:37.797
60	27.545	1:37.967
29	27.910	1:37.074
912	29.898	1:37.763
12	52.655	1:42.000
142	1:07.761	1:41.384
3	1:13.716	1:43.378
33	1:26.168	1:44.272
83	1:27.497	1:44.676

LAP 9 @ 14:49:58.489

NO	BEHIND	LAP TIME
861		1:38.067
160	1 Lap	1:48.214
56	2.740	1:35.070
86	12.582	1:38.354
188	20.080	1:37.761
82	20.834	1:37.373
60	27.369	1:37.891
29	27.804	1:37.961
912	29.879	1:38.048
12	59.076	1:44.488
142	1:12.207	1:42.513
3	1:25.495	1:49.846
33	1:31.723	1:43.622
83	1:34.302	1:44.872

Weather / Track : Bright / Dry

Results can be found at www.tsl-timing.com

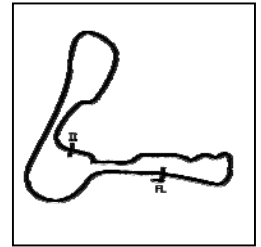
Cadwell Park
Circuit Length = 2.1800 miles
Start: 14:35 Flag 14:49 End: 14:51

Printed - 14:52 Sunday, 04 August 2019

BMCRC - MRO Championships 2019 - Rnd 7 @ Cadwell Park

Team Respro MRO 600 inc MSS Performance MRO Clubman 600

RACE 13 - SECTOR ANALYSIS



SECTOR 1 = FL to I1, SECTOR 2 = I1 to FL, DIFF = Difference To Personal Best Lap, P = Crossed Finish Line in Pit Lane, D = Time Disallowed

P1 861		David SHOUBRIDGE		Kawasaki - Old Garage Legends		
IDEAL LAP TIME : 1:34.073		BEST LAP TIME : 1:34.199		DIFFERENCE : 0.126		
LAP	SECTOR 1	SECTOR 2	LAP TIME	MPH	DIFF	TIME OF DAY
1 -		40.098	1:41.145	77.59	6.946	14:37:18.787
2 -	55.067	39.837	1:34.904	82.69	0.705	14:38:53.691
3 -	54.952	39.663	1:34.615	82.94	0.416	14:40:28.306
4 -	54.781	39.556	1:34.337 (3)	83.19	0.138	14:42:02.643
5 -	55.078	39.531	1:34.609	82.95	0.410	14:43:37.252
6 -	54.783	39.416	1:34.199 (1)	83.31		14:45:11.451
7 -	54.657	39.651	1:34.308 (2)	83.21	0.109	14:46:45.759
8 -	55.081	39.582	1:34.663	82.90	0.464	14:48:20.422
9 -	55.040	43.027	1:38.067	80.02	3.868	14:49:58.489

P2 56		Michael MILLS		Yamaha - A51 Racing		
IDEAL LAP TIME : 1:34.693		BEST LAP TIME : 1:34.737		DIFFERENCE : 0.044		
LAP	SECTOR 1	SECTOR 2	LAP TIME	MPH	DIFF	TIME OF DAY
1 -		40.602	1:42.874	76.28	8.137	14:37:20.516
2 -	54.974	40.072	1:35.046 (3)	82.57	0.309	14:38:55.562
3 -	55.176	40.012	1:35.188	82.44	0.451	14:40:30.750
4 -	55.165	40.537	1:35.702	82.00	0.965	14:42:06.452
5 -	54.681	40.056	1:34.737 (1)	82.84		14:43:41.189
6 -	54.839	40.029	1:34.868 (2)	82.72	0.131	14:45:16.057
7 -	54.907	40.143	1:35.050	82.56	0.313	14:46:51.107
8 -	55.022	40.030	1:35.052	82.56	0.315	14:48:26.159
9 -	54.987	40.083	1:35.070	82.55	0.333	14:50:01.229

P3 86		Jamie KELMAN		Triumph - Phased Out Racing /TSR vapour blasting		
IDEAL LAP TIME : 1:34.947		BEST LAP TIME : 1:35.055		DIFFERENCE : 0.108		
LAP	SECTOR 1	SECTOR 2	LAP TIME	MPH	DIFF	TIME OF DAY
1 -		40.628	1:42.413	76.63	7.358	14:37:20.055
2 -	55.143	40.057	1:35.200 (3)	82.43	0.145	14:38:55.255
3 -	55.251	39.804	1:35.055 (1)	82.56		14:40:30.310
4 -	55.261	39.921	1:35.182 (2)	82.45	0.127	14:42:05.492
5 -	55.361	40.211	1:35.572	82.11	0.517	14:43:41.064
6 -	56.140	40.402	1:36.542	81.29	1.487	14:45:17.606
7 -	56.331	40.906	1:37.237	80.71	2.182	14:46:54.843
8 -	56.761	41.113	1:37.874	80.18	2.819	14:48:32.717
9 -	56.446	41.908	1:38.354	79.79	3.299	14:50:11.071

P4 188 C		Dawid KRAWIECKI		Yamaha - Code Blue LTD & D A East Electrical		
IDEAL LAP TIME : 1:36.075		BEST LAP TIME : 1:36.599		DIFFERENCE : 0.524		
LAP	SECTOR 1	SECTOR 2	LAP TIME	MPH	DIFF	TIME OF DAY
1 -		41.187	1:44.005	75.45	7.406	14:37:21.647
2 -	56.302	40.765	1:37.067	80.85	0.468	14:38:58.714
3 -	55.565	41.034	1:36.599 (1)	81.24		14:40:35.313
4 -	55.310	41.607	1:36.917 (3)	80.97	0.318	14:42:12.230
5 -	55.781	41.120	1:36.901 (2)	80.99	0.302	14:43:49.131
6 -	56.100	41.404	1:37.504	80.48	0.905	14:45:26.635
7 -	55.695	41.349	1:37.044	80.87	0.445	14:47:03.679
8 -	55.729	41.400	1:37.129	80.80	0.530	14:48:40.808
9 -	55.790	41.971	1:37.761	80.27	1.162	14:50:18.569

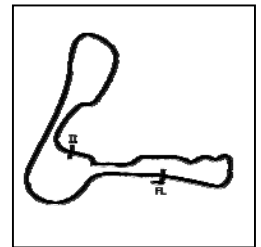
Weather / Track : Bright / Dry

Cadwell Park
Circuit Length = 2.1800 miles
Start: 14:35 Flag 14:49 End: 14:51

BMCRC - MRO Championships 2019 - Rnd 7 @ Cadwell Park

Team Respro MRO 600 inc MSS Performance MRO Clubman 600

RACE 13 - SECTOR ANALYSIS



SECTOR 1 = FL to I1, SECTOR 2 = I1 to FL, DIFF = Difference To Personal Best Lap, P = Crossed Finish Line in Pit Lane, D = Time Disallowed

P5 82 Andrew SMITH		Kawasaki - MSS Performance / Addition Steel				
IDEAL LAP TIME : 1:36.687		BEST LAP TIME : 1:36.748		DIFFERENCE : 0.061		
LAP	SECTOR 1	SECTOR 2	LAP TIME	MPH	DIFF	TIME OF DAY
1 -		41.465	1:44.837	74.85	8.089	14:37:22.479
2 -	56.094	40.772	1:36.866 (2)	81.01	0.118	14:38:59.345
3 -	56.253	40.648	1:36.901	80.99	0.153	14:40:36.246
4 -	56.067	40.811	1:36.878 (3)	81.00	0.130	14:42:13.124
5 -	56.104	41.280	1:37.384	80.58	0.636	14:43:50.508
6 -	56.051	40.846	1:36.897	80.99	0.149	14:45:27.405
7 -	56.039	40.709	1:36.748 (1)	81.11		14:47:04.153
8 -	56.593	41.204	1:37.797	80.24	1.049	14:48:41.950
9 -	56.380	40.993	1:37.373	80.59	0.625	14:50:19.323

P6 60 C Jack YOUNGE		Yamaha - Chase Timber / iceni motorcycles				
IDEAL LAP TIME : 1:37.437		BEST LAP TIME : 1:37.437		DIFFERENCE : 0.000		
LAP	SECTOR 1	SECTOR 2	LAP TIME	MPH	DIFF	TIME OF DAY
1 -		41.604	1:45.917	74.09	8.480	14:37:23.559
2 -	56.566	41.161	1:37.727 (3)	80.30	0.290	14:39:01.286
3 -	56.820	41.195	1:38.015	80.07	0.578	14:40:39.301
4 -	56.520	41.165	1:37.685 (2)	80.34	0.248	14:42:16.986
5 -	56.528	41.251	1:37.779	80.26	0.342	14:43:54.765
6 -	56.668	41.130	1:37.798	80.24	0.361	14:45:32.563
7 -	56.325	41.112	1:37.437 (1)	80.54		14:47:10.000
8 -	56.725	41.242	1:37.967	80.10	0.530	14:48:47.967
9 -	56.547	41.344	1:37.891	80.17	0.454	14:50:25.858

P7 29 C Charlie STONE		Kawasaki - Loveday auto repairs				
IDEAL LAP TIME : 1:36.972		BEST LAP TIME : 1:37.074		DIFFERENCE : 0.102		
LAP	SECTOR 1	SECTOR 2	LAP TIME	MPH	DIFF	TIME OF DAY
1 -		41.336	1:45.303	74.52	8.229	14:37:22.945
2 -	56.603	41.292	1:37.895	80.16	0.821	14:39:00.840
3 -	57.595	41.954	1:39.549	78.83	2.475	14:40:40.389
4 -	56.878	41.162	1:38.040	80.04	0.966	14:42:18.429
5 -	57.020	41.504	1:38.524	79.65	1.450	14:43:56.953
6 -	55.926	41.206	1:37.132 (2)	80.79	0.058	14:45:34.085
7 -	56.097	41.076	1:37.173 (3)	80.76	0.099	14:47:11.258
8 -	55.896	41.178	1:37.074 (1)	80.84		14:48:48.332
9 -	56.403	41.558	1:37.961	80.11	0.887	14:50:26.293

P8 912 C Michael WHITE		Yamaha - Race Lab Suspension				
IDEAL LAP TIME : 1:36.688		BEST LAP TIME : 1:36.836		DIFFERENCE : 0.148		
LAP	SECTOR 1	SECTOR 2	LAP TIME	MPH	DIFF	TIME OF DAY
1 -		41.361	1:44.527	75.08	7.691	14:37:22.169
2 -	1:03.270	41.366	1:44.636	75.00	7.800	14:39:06.805
3 -	56.245	41.528	1:37.773	80.26	0.937	14:40:44.578
4 -	56.068	40.941	1:37.009 (3)	80.90	0.173	14:42:21.587
5 -	55.893	41.035	1:36.928 (2)	80.96	0.092	14:43:58.515
6 -	55.747	41.089	1:36.836 (1)	81.04		14:45:35.351
7 -	56.065	41.141	1:37.206	80.73	0.370	14:47:12.557
8 -	56.413	41.350	1:37.763	80.27	0.927	14:48:50.320
9 -	56.479	41.569	1:38.048	80.04	1.212	14:50:28.368

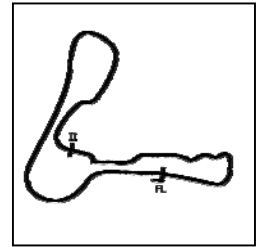
Weather / Track : Bright / Dry

Cadwell Park
Circuit Length = 2.1800 miles
Start: 14:35 Flag 14:49 End: 14:51

BMCRC - MRO Championships 2019 - Rnd 7 @ Cadwell Park

Team Respro MRO 600 inc MSS Performance MRO Clubman 600

RACE 13 - SECTOR ANALYSIS



SECTOR 1 = FL to I1, SECTOR 2 = I1 to FL, DIFF = Difference To Personal Best Lap, P = Crossed Finish Line in Pit Lane, D = Time Disallowed

P9 12 C		Cedric BLOCH		Kawazaki - Brigit's Group & SDC Performance		
IDEAL LAP TIME :		BEST LAP TIME : 1:39.738		DIFFERENCE :		
LAP	SECTOR 1	SECTOR 2	LAP TIME	MPH	DIFF	TIME OF DAY
1 -			1:46.805	73.47	7.067	14:37:24.447
2 -			1:40.442 (2)	78.13	0.704	14:39:04.889
3 -			1:39.738 (1)	78.68		14:40:44.627
4 -			1:41.505	77.31	1.767	14:42:26.132
5 -			1:41.337 (3)	77.44	1.599	14:44:07.469
6 -			1:41.553	77.28	1.815	14:45:49.022
7 -			1:42.055	76.90	2.317	14:47:31.077
8 -			1:42.000	76.94	2.262	14:49:13.077
9 -			1:44.488	75.10	4.750	14:50:57.565

P10 142		John BOLSOVER		Triumph - Imageworx bodyshop		
IDEAL LAP TIME : 1:40.079		BEST LAP TIME : 1:40.087		DIFFERENCE : 0.008		
LAP	SECTOR 1	SECTOR 2	LAP TIME	MPH	DIFF	TIME OF DAY
1 -		45.750	1:55.821	67.75	15.734	14:37:33.463
2 -	59.235	44.065	1:43.300	75.97	3.213	14:39:16.763
3 -	1:00.996	43.901	1:44.897	74.81	4.810	14:41:01.660
4 -	59.098	42.025	1:41.123 (2)	77.60	1.036	14:42:42.783
5 -	58.054	42.033	1:40.087 (1)	78.41		14:44:22.870
6 -	59.153	42.673	1:41.826	77.07	1.739	14:46:04.696
7 -	59.363	42.740	1:42.103	76.86	2.016	14:47:46.799
8 -	58.660	42.724	1:41.384 (3)	77.40	1.297	14:49:28.183
9 -	59.647	42.866	1:42.513	76.55	2.426	14:51:10.696

P11 3		Joey LAMBDEN		Yamaha -		
IDEAL LAP TIME : 1:41.345		BEST LAP TIME : 1:41.345		DIFFERENCE : 0.000		
LAP	SECTOR 1	SECTOR 2	LAP TIME	MPH	DIFF	TIME OF DAY
1 -		44.900	1:53.644	69.05	12.299	14:37:31.286
2 -	1:01.176	44.175	1:45.351	74.49	4.006	14:39:16.637
3 -	1:00.778	44.041	1:44.819	74.87	3.474	14:41:01.456
4 -	58.743	42.602	1:41.345 (1)	77.43		14:42:42.801
5 -	59.183	43.525	1:42.708 (3)	76.41	1.363	14:44:25.509
6 -	59.166	43.556	1:42.722	76.40	1.377	14:46:08.231
7 -	59.262	43.267	1:42.529 (2)	76.54	1.184	14:47:50.760
8 -	58.989	44.389	1:43.378	75.91	2.033	14:49:34.138
9 -	1:01.066	48.780	1:49.846	71.44	8.501	14:51:23.984

P12 33 C		Phillip MCMANAMON		Honda -		
IDEAL LAP TIME : 1:43.622		BEST LAP TIME : 1:43.622		DIFFERENCE : 0.000		
LAP	SECTOR 1	SECTOR 2	LAP TIME	MPH	DIFF	TIME OF DAY
1 -		44.774	1:52.715	69.62	9.093	14:37:30.357
2 -	1:01.410	43.913	1:45.323	74.51	1.701	14:39:15.680
3 -	1:01.399	44.261	1:45.660	74.27	2.038	14:41:01.340
4 -	1:01.405	44.354	1:45.759	74.20	2.137	14:42:47.099
5 -	1:01.107	43.878	1:44.985 (3)	74.75	1.363	14:44:32.084
6 -	1:01.157	44.062	1:45.219	74.58	1.597	14:46:17.303
7 -	1:01.250	43.765	1:45.015	74.73	1.393	14:48:02.318
8 -	1:00.696	43.576	1:44.272 (2)	75.26	0.650	14:49:46.590
9 -	1:00.415	43.207	1:43.622 (1)	75.73		14:51:30.212

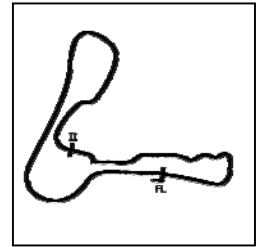
Weather / Track : Bright / Dry

Cadwell Park
Circuit Length = 2.1800 miles
Start: 14:35 Flag 14:49 End: 14:51

BMCRC - MRO Championships 2019 - Rnd 7 @ Cadwell Park

Team Respro MRO 600 inc MSS Performance MRO Clubman 600

RACE 13 - SECTOR ANALYSIS



SECTOR 1 = FL to I1, SECTOR 2 = I1 to FL, DIFF = Difference To Personal Best Lap, P = Crossed Finish Line in Pit Lane, D = Time Disallowed

P13 83		Talan SKEELS-PIGGINS		Yamaha - Talan Racing		
IDEAL LAP TIME : 1:44.530		BEST LAP TIME : 1:44.676		DIFFERENCE : 0.146		
LAP	SECTOR 1	SECTOR 2	LAP TIME	MPH	DIFF	TIME OF DAY
1 -		45.075	1:53.330	69.24	8.654	14:37:30.972
2 -	1:01.166	44.324	1:45.490	74.39	0.814	14:39:16.462
3 -	1:01.172	45.206	1:46.378	73.77	1.702	14:41:02.840
4 -	1:00.452	44.548	1:45.000	74.74	0.324	14:42:47.840
5 -	1:00.744	44.583	1:45.327	74.51	0.651	14:44:33.167
6 -	1:01.077	44.297	1:45.374	74.47	0.698	14:46:18.541
7 -	1:00.433	44.269	1:44.702 (2)	74.95	0.026	14:48:03.243
8 -	1:00.261	44.415	1:44.676 (1)	74.97		14:49:47.919
9 -	1:00.389	44.483	1:44.872 (3)	74.83	0.196	14:51:32.791

P14 160 C		Eddie CROKER		Kawasaki -		
IDEAL LAP TIME : 1:45.014		BEST LAP TIME : 1:45.014		DIFFERENCE : 0.000		
LAP	SECTOR 1	SECTOR 2	LAP TIME	MPH	DIFF	TIME OF DAY
1 -		45.645	1:55.431	67.98	10.417	14:37:33.073
2 -	1:01.067	45.042	1:46.109 (2)	73.96	1.095	14:39:19.182
3 -	1:02.011	45.521	1:47.532	72.98	2.518	14:41:06.714
4 -	1:01.161	44.972	1:46.133 (3)	73.94	1.119	14:42:52.847
5 -	1:00.469	44.545	1:45.014 (1)	74.73		14:44:37.861
6 -	1:00.872	45.365	1:46.237	73.87	1.223	14:46:24.098
7 -	1:01.988	45.970	1:47.958	72.69	2.944	14:48:12.056
8 -	1:02.090	46.124	1:48.214	72.52	3.200	14:50:00.270

P15 21 C		Nick WHITCHER		Yamaha -		
IDEAL LAP TIME :		BEST LAP TIME :		DIFFERENCE :		
LAP	SECTOR 1	SECTOR 2	LAP TIME	MPH	DIFF	TIME OF DAY
1 -		40.722	1:42.678	76.43		14:37:20.320

BMCRC - MRO Championships 2019 - Rnd 7 @ Cadwell Park

Team Respro MRO 600 inc MSS Performance MRO Clubman 600

RACE 13 - BEST SECTORS

SECTOR 1			SECTOR 2			IDEAL / BEST COMPARISON						
POS	NO	NAME	TIME	NO	NAME	TIME	POS	NO	NAME	IDEAL	BEST	DIFF
									PERFECT LAP	1:34.073		
1	861	SHOUBRIDGE	54.657	861	SHOUBRIDGE	39.416	1	861	SHOUBRIDGE	1:34.073	1:34.199	0.126
2	56	MILLS	54.681	86	KELMAN	39.804	2	56	MILLS	1:34.693	1:34.737	0.044
3	86	KELMAN	55.143	56	MILLS	40.012	3	86	KELMAN	1:34.947	1:35.055	0.108
4	188	KRAWIECKI	55.310	82	SMITH	40.648	4	188	KRAWIECKI	1:36.075	1:36.599	0.524
5	912	WHITE	55.747	21	WHITCHER	40.722	5	82	SMITH	1:36.687	1:36.748	0.061
6	29	STONE	55.896	188	KRAWIECKI	40.765	6	912	WHITE	1:36.688	1:36.836	0.148
7	82	SMITH	56.039	912	WHITE	40.941	7	29	STONE	1:36.972	1:37.074	0.102
8	60	YOUNGE	56.325	29	STONE	41.076	8	60	YOUNGE	1:37.437	1:37.437	0.000
9	142	BOLSOVER	58.054	60	YOUNGE	41.112	9	142	BOLSOVER	1:40.079	1:40.087	0.008
10	3	LAMBDEN	58.743	142	BOLSOVER	42.025	10	3	LAMBDEN	1:41.345	1:41.345	0.000
11	83	SKEELS-PIGGINS	1:00.261	3	LAMBDEN	42.602	11	33	MCMANAMON	1:43.622	1:43.622	0.000
12	33	MCMANAMON	1:00.415	33	MCMANAMON	43.207	12	83	SKEELS-PIGGINS	1:44.530	1:44.676	0.146
13	160	CROKER	1:00.469	83	SKEELS-PIGGINS	44.269	13	160	CROKER	1:45.014	1:45.014	0.000
14				160	CROKER	44.545	14	21	WHITCHER			
15							15	12	BLOCH		1:39.738	

Weather / Track : Bright / Dry

Results can be found at www.tsl-timing.com

Cadwell Park
Circuit Length = 2.1800 miles
Start: 14:35 Flag 14:49 End: 14:51

Printed - 14:52 Sunday, 04 August 2019

BMCRC-MRO Championships 2019



**MRO MINITWINS supported by
PROPERLY PROTECTED**

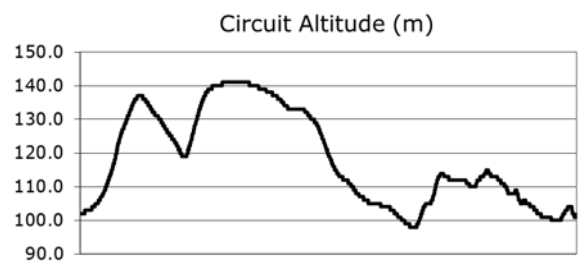
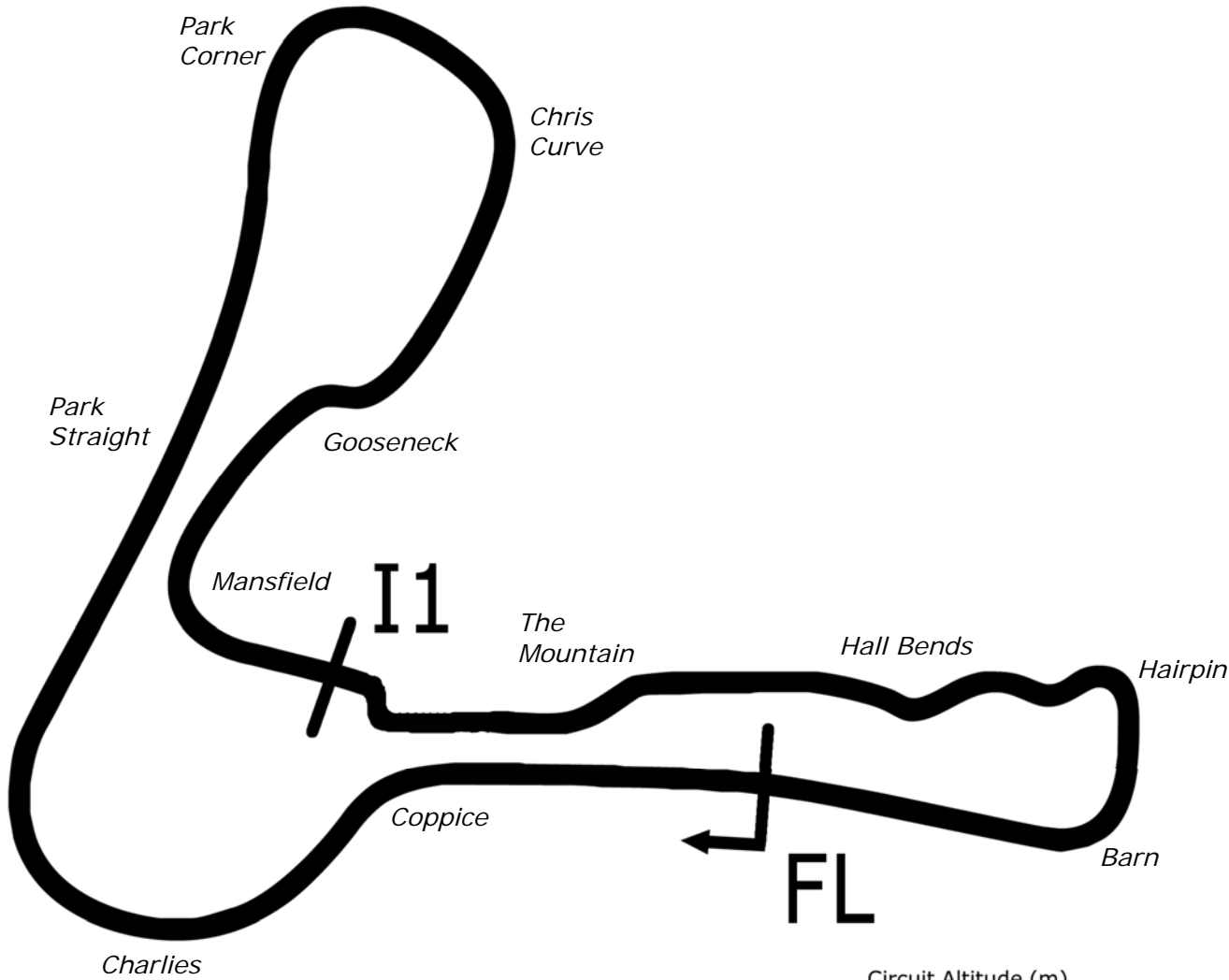
Cadwell Park Circuit

3rd / 4th August 2019



Results Provided by Timing Solutions Ltd
www.tsl-timing.com

Cadwell Park



Length	2.1800 miles	3508.4 m
FL		53.31024 N 0.05940 W
I1	2330m	53.30708 N 0.06270 W
Pit Entry	3472m	53.31103 N 0.05889 W
Pit Exit	0m after FL	53.31030 N 0.05940 W
Pit Entry-Pit Exit 92m, 5.5s @60kph, 4.1s @80kph		

All results available at www.tsl-timing.com

BMCRC - MRO Championships 2019 - Rnd 7 @ Cadwell Park



MRO Minitwins & BMCRC Rookie Minitwins

QUALIFYING - CLASSIFICATION

POS	NO	CL	PIC NAME	ENTRY	TIME	ON	LAPS	GAP	DIFF	MPH
1	78		1 Keith POVAH	Suzuki - 78Plate.com Screenprinting/@crap.sack	1:39.501	5	5			78.87
2	26		2 Glynn DAVIES	Suzuki -	1:40.076	3	6	0.575	0.575	78.42
3	74		3 Daniel SINGLETON	Suzuki - Bambino Developments Racing	1:40.469	7	7	0.968	0.393	78.11
4	9*		4 Mark TAYLOR	Suzuki - SDC / Scott Grant	1:41.246	4	6	1.745	0.777	77.51
5	232	R	1 Matt WETHERELL	Suzuki - MSG Racing/Lamonde.com/FWR Tyres	1:41.806	7	7	2.305	0.560	77.08
6	58		5 Stacey KILLWORTH	Suzuki - BK/Everns	1:42.465	3	7	2.964	0.659	76.59
7	17	R	2 Tommy DOWNES	Suzuki - Ray Gnarley/ MoreMoto	1:42.481	2	4	2.980	0.016	76.58
8	4		6 Jake POVAH	Suzuki - www.78plate.com	1:42.586	6	7	3.085	0.105	76.50
9	184		7 David TWYFORD	Suzuki -	1:42.842	4	7	3.341	0.256	76.31
10	19		8 Kevin LILLEY	Suzuki - Trafalgar Cleaning Eqpt. / Vanson Leathers	1:43.903	5	7	4.402	1.061	75.53
11	95	R	3 John REYNOLDS	Suzuki - Fins Motorcycles	1:44.930	7	7	5.429	1.027	74.79
12	13		9 Wil GREEN	Suzuki - Faith Fueled Racing	1:45.236	7	7	5.735	0.306	74.57
13	146		10 Simon GATES	Suzuki - Team Kawafati	1:45.281	6	7	5.780	0.045	74.54
14	45		11 Tom STEVENS	Suzuki -	1:46.015	4	7	6.514	0.734	74.02
15	124	R	4 Jamie PATRICK	Suzuki - Avonside Group Serviced	1:46.662	6	7	7.161	0.647	73.57
16	171		12 Colin CLUNE	Suzuki -	1:47.110	6	7	7.609	0.448	73.27
17	84		13 Ricardo BRANCO	Suzuki - IMP Racing	1:47.184	7	7	7.683	0.074	73.22
18	88	R	5 Michael NOAH	Suzuki -	1:47.510	4	7	8.009	0.326	72.99
19	46		14 Jeff MORRIS	Suzuki -	1:47.532	4	7	8.031	0.022	72.98
20	611	R	6 David CURTIS	Kawasaki - CSS/The wife	1:50.330	4	4	10.829	2.798	71.13
21	0		15 Luke STANLEY	Suzuki - Urban Race Tribe	1:50.348	7	7	10.847	0.018	71.12
22	194	R	7 Simon GARDNER	Kawasaki - Utilergy	1:51.362	5	7	11.861	1.014	70.47
23	159		16 Benn RIDGWELL	Suzuki - Ridgely Racing	1:51.723	4	5	12.222	0.361	70.24
24	29	R	8 Hayden KILLWORTH	Suzuki - BK Racing	1:52.481	5	7	12.980	0.758	69.77
25	40	R	9 Simon WILKINSON	Suzuki - S P Wilkinson Engineering Ltd	1:52.955	7	7	13.454	0.474	69.47
26	199		17 Michael FROST	Suzuki -	1:53.407	6	6	13.906	0.452	69.20
27	51		18 Andrew DURANT	Suzuki -	1:53.504	3	7	14.003	0.097	69.14
28	152		19 Jason ALLEN	Suzuki -	1:53.606	3	7	14.105	0.102	69.08
29	50		20 Adam RIDGWELL	Suzuki - Ridgely Racing	1:54.019	7	7	14.518	0.413	68.83
30	417	R	10 Thomas CORTHORN WEST	Suzuki -	1:54.266	5	6	14.765	0.247	68.68
31	61		21 Jordan KILLWORTH	Suzuki -	1:55.879	4	4	16.378	1.613	67.72
32	60	R	11 Alan HENSBY	Suzuki -	1:56.205	6	7	16.704	0.326	67.53
33	126		22 Damien LECHAUVE	Suzuki -	1:56.733	5	6	17.232	0.528	67.23
34	43		23 Robert DAVIE	Suzuki -	1:56.775	4	4	17.274	0.042	67.20
35	133	R	12 James CASARETO	Suzuki -	2:05.185	5	6	25.684	8.410	62.69
36	70	R	13 Vanessa GILLAM	Suzuki - No More Straps	2:05.252	3	6	25.751	0.067	62.65
37	20	R	14 Steve MALE	Suzuki - ATB Racing	2:14.352	6	6	34.851	9.100	58.41

No. 9 - Lap time disallowed, cutting course

Weather / Track : Bright / Dry

These results are provisional until the conclusion of any judicial and technical matters.

Cadwell Park

Circuit Length = 2.1800 miles

Start: 09:00 Flag 09:13 End: 09:15

Clerk Of Course :	Steward :	Timekeeper :
-------------------	-----------	--------------

Results can be found at www.tsl-timing.com

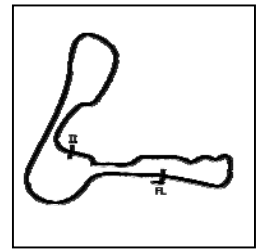
Printed - 09:17 Saturday, 03 August 2019



BMCRC - MRO Championships 2019 - Rnd 7 @ Cadwell Park

MRO Minitwins & BMCRC Rookie Minitwins

QUALIFYING - SECTOR ANALYSIS



SECTOR 1 = FL to I1, SECTOR 2 = I1 to FL, DIFF = Difference To Personal Best Lap, P = Crossed Finish Line in Pit Lane, D = Time Disallowed

P1 78		Keith POVAH		Suzuki - 78Plate.com Screenprinting/@crap.sack			
IDEAL LAP TIME : 1:39.486		BEST LAP TIME : 1:39.501		DIFFERENCE : 0.015			
LAP	SECTOR 1	SECTOR 2	LAP TIME	MPH	DIFF	TIME OF DAY	
1 -	59.823	42.502	1:42.325	76.69	2.824	09:02:26.285	
2 -	58.557	42.271	1:40.828	77.83	1.327	09:04:07.113	
3 -	58.354	41.505	1:39.859 (2)	78.59	0.358	09:05:46.972	
4 -	58.153	41.959	1:40.112 (3)	78.39	0.611	09:07:27.084	
5 -	57.981	41.520	1:39.501 (1)	78.87		09:09:06.585	

P2 26		Glynn DAVIES		Suzuki -			
IDEAL LAP TIME : 1:39.810		BEST LAP TIME : 1:40.076		DIFFERENCE : 0.266			
LAP	SECTOR 1	SECTOR 2	LAP TIME	MPH	DIFF	TIME OF DAY	
1 -	59.884	42.944	1:42.828	76.32	2.752	09:02:25.957	
2 -	59.145	42.176	1:41.321 (3)	77.45	1.245	09:04:07.278	
3 -	58.465	41.611	1:40.076 (1)	78.42		09:05:47.354	
4 -	58.199	43.213	1:41.412	77.38	1.336	09:07:28.766	
5 -	58.549	42.263	1:40.812 (2)	77.84	0.736	09:09:09.578	
6 -	59.233	42.895	1:42.128	76.84	2.052	09:10:51.706	

P3 74		Daniel SINGLETON		Suzuki - Bambino Developments Racing			
IDEAL LAP TIME : 1:40.278		BEST LAP TIME : 1:40.469		DIFFERENCE : 0.191			
LAP	SECTOR 1	SECTOR 2	LAP TIME	MPH	DIFF	TIME OF DAY	
1 -	59.838	42.816	1:42.654	76.45	2.185	09:02:28.770	
2 -	58.880	42.439	1:41.319 (3)	77.45	0.850	09:04:10.089	
3 -	58.910	42.656	1:41.566	77.27	1.097	09:05:51.655	
4 -	59.050	43.712	1:42.762	76.37	2.293	09:07:34.417	
5 -	58.797	42.061	1:40.858 (2)	77.81	0.389	09:09:15.275	
6 -	59.411	42.455	1:41.866	77.04	1.397	09:10:57.141	
7 -	58.217	42.252	1:40.469 (1)	78.11		09:12:37.610	

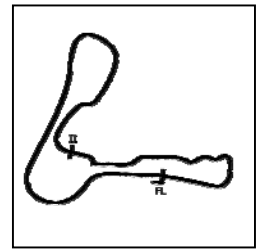
P4 9		Mark TAYLOR		Suzuki - SDC / Scott Grant			
IDEAL LAP TIME : 1:40.880		BEST LAP TIME : 1:41.246		DIFFERENCE : 0.366			
LAP	SECTOR 1	SECTOR 2	LAP TIME	MPH	DIFF	TIME OF DAY	
1 -	1:01.878	43.654	1:45.532	74.36	4.286	09:02:35.315	
2 -	59.250	42.804	1:42.054 (3)	76.90	0.808	09:04:17.369	
3 -	58.558	42.334	1:40.892 D	77.78		09:05:58.261	
4 -	58.924	42.322	1:41.246 (1)	77.51		09:07:39.507	
5 -	59.232	43.883	1:43.115	76.10	1.869	09:09:22.622	
6 -	58.560	43.061	1:41.621 (2)	77.22	0.375	09:11:04.243	

P5 232 R		Matt WETHERELL		Suzuki - MSG Racing/Lamonde.com/FWR Tyres			
IDEAL LAP TIME : 1:41.571		BEST LAP TIME : 1:41.806		DIFFERENCE : 0.235			
LAP	SECTOR 1	SECTOR 2	LAP TIME	MPH	DIFF	TIME OF DAY	
1 -	1:06.894	45.501	1:52.395	69.82	10.589	09:02:51.741	
2 -	1:04.082	45.514	1:49.596	71.60	7.790	09:04:41.337	
3 -	1:01.295	43.663	1:44.958	74.77	3.152	09:06:26.295	
4 -	1:00.867	43.352	1:44.219	75.30	2.413	09:08:10.514	
5 -	1:00.457	42.611	1:43.068 (3)	76.14	1.262	09:09:53.582	
6 -	59.291	42.767	1:42.058 (2)	76.89	0.252	09:11:35.640	
7 -	59.526	42.280	1:41.806 (1)	77.08		09:13:17.446	

BMCRC - MRO Championships 2019 - Rnd 7 @ Cadwell Park

MRO Minitwins & BMCRC Rookie Minitwins

QUALIFYING - SECTOR ANALYSIS



SECTOR 1 = FL to I1, SECTOR 2 = I1 to FL, DIFF = Difference To Personal Best Lap, P = Crossed Finish Line in Pit Lane, D = Time Disallowed

P6 58		Stacey KILLWORTH		Suzuki - BK/Everns		
IDEAL LAP TIME : 1:42.378		BEST LAP TIME : 1:42.465		DIFFERENCE : 0.087		
LAP	SECTOR 1	SECTOR 2	LAP TIME	MPH	DIFF	TIME OF DAY
1 -	1:01.931	44.004	1:45.935	74.08	3.470	09:02:35.999
2 -	59.429	43.161	1:42.590 (2)	76.49	0.125	09:04:18.589
3 -	59.516	42.949	1:42.465 (1)	76.59		09:06:01.054
4 -	59.701	44.912	1:44.613	75.02	2.148	09:07:45.667
5 -	1:00.063	43.177	1:43.240	76.01	0.775	09:09:28.907
6 -	59.690	42.973	1:42.663 (3)	76.44	0.198	09:11:11.570
7 -	1:00.179	42.996	1:43.175	76.06	0.710	09:12:54.745

P7 17 R		Tommy DOWNES		Suzuki - Ray Gnarley/ MoreMoto		
IDEAL LAP TIME : 1:42.481		BEST LAP TIME : 1:42.481		DIFFERENCE : 0.000		
LAP	SECTOR 1	SECTOR 2	LAP TIME	MPH	DIFF	TIME OF DAY
1 -	1:01.258	43.478	1:44.736 (3)	74.93	2.255	09:02:30.071
2 -	59.461	43.020	1:42.481 (1)	76.58		09:04:12.552
3 -	59.646	44.000	1:43.646 (2)	75.71	1.165	09:05:56.198
4 -	1:02.776	43.274	1:46.050	74.00	3.569	09:07:42.248

P8 4		Jake POVAH		Suzuki - www.78plate.com		
IDEAL LAP TIME : 1:42.406		BEST LAP TIME : 1:42.586		DIFFERENCE : 0.180		
LAP	SECTOR 1	SECTOR 2	LAP TIME	MPH	DIFF	TIME OF DAY
1 -	1:07.194	46.276	1:53.470	69.16	10.884	09:03:04.174
2 -	1:02.298	44.286	1:46.584	73.63	3.998	09:04:50.758
3 -	1:00.682	45.794	1:46.476	73.70	3.890	09:06:37.234
4 -	59.863	43.435	1:43.298	75.97	0.712	09:08:20.532
5 -	59.598	43.698	1:43.296 (3)	75.97	0.710	09:10:03.828
6 -	59.619	42.967	1:42.586 (1)	76.50		09:11:46.414
7 -	59.439	43.318	1:42.757 (2)	76.37	0.171	09:13:29.171

P9 184		David TWYFORD		Suzuki -		
IDEAL LAP TIME : 1:42.842		BEST LAP TIME : 1:42.842		DIFFERENCE : 0.000		
LAP	SECTOR 1	SECTOR 2	LAP TIME	MPH	DIFF	TIME OF DAY
1 -	1:09.283	46.481	1:55.764	67.79	12.922	09:03:00.585
2 -	1:02.317	45.497	1:47.814	72.79	4.972	09:04:48.399
3 -	1:02.083	45.563	1:47.646	72.90	4.804	09:06:36.045
4 -	59.498	43.344	1:42.842 (1)	76.31		09:08:18.887
5 -	1:00.077	43.605	1:43.682 (2)	75.69	0.840	09:10:02.569
6 -	59.653	46.685	1:46.338 (3)	73.80	3.496	09:11:48.907
7 -	1:02.237	44.441	1:46.678	73.56	3.836	09:13:35.585

P10 19		Kevin LILLEY		Suzuki - Trafalgar Cleaning Eqpt. / Vanson Leathers		
IDEAL LAP TIME : 1:43.837		BEST LAP TIME : 1:43.903		DIFFERENCE : 0.066		
LAP	SECTOR 1	SECTOR 2	LAP TIME	MPH	DIFF	TIME OF DAY
1 -	1:03.629	47.073	1:50.702	70.89	6.799	09:02:49.890
2 -	1:01.963	44.580	1:46.543	73.66	2.640	09:04:36.433
3 -	1:01.689	43.708	1:45.397	74.46	1.494	09:06:21.830
4 -	1:00.657	43.463	1:44.120 (2)	75.37	0.217	09:08:05.950
5 -	1:00.374	43.529	1:43.903 (1)	75.53		09:09:49.853
6 -	1:00.412	44.727	1:45.139 (3)	74.64	1.236	09:11:34.992
7 -	1:12.211	45.942	1:58.153	66.42	14.250	09:13:33.145

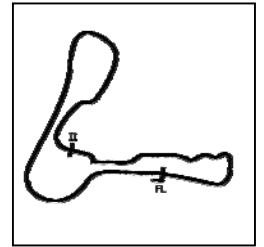
Weather / Track : Bright / Dry

Cadwell Park
Circuit Length = 2.1800 miles
Start: 09:00 Flag 09:13 End: 09:15

BMCRC - MRO Championships 2019 - Rnd 7 @ Cadwell Park

MRO Minitwins & BMCRC Rookie Minitwins

QUALIFYING - SECTOR ANALYSIS



SECTOR 1 = FL to I1, SECTOR 2 = I1 to FL, DIFF = Difference To Personal Best Lap, P = Crossed Finish Line in Pit Lane, D = Time Disallowed

P11 95 R		John REYNOLDS		Suzuki - Fins Motorcycles		
IDEAL LAP TIME : 1:44.899		BEST LAP TIME : 1:44.930		DIFFERENCE : 0.031		
LAP	SECTOR 1	SECTOR 2	LAP TIME	MPH	DIFF	TIME OF DAY
1 -	1:05.599	45.672	1:51.271	70.53	6.341	09:02:42.738
2 -	1:03.200	1:01.348	2:04.548	63.01	19.618	09:04:47.286
3 -	1:03.012	46.669	1:49.681	71.55	4.751	09:06:36.967
4 -	1:01.917	43.779	1:45.696 (3)	74.25	0.766	09:08:22.663
5 -	1:01.233	47.054	1:48.287	72.47	3.357	09:10:10.950
6 -	1:01.198	44.054	1:45.252 (2)	74.56	0.322	09:11:56.202
7 -	1:01.229	43.701	1:44.930 (1)	74.79		09:13:41.132

P12 13		Wil GREEN		Suzuki - Faith Fueled Racing		
IDEAL LAP TIME : 1:44.518		BEST LAP TIME : 1:45.236		DIFFERENCE : 0.718		
LAP	SECTOR 1	SECTOR 2	LAP TIME	MPH	DIFF	TIME OF DAY
1 -	1:09.368	46.627	1:55.995	67.65	10.759	09:03:01.562
2 -	1:03.570	45.431	1:49.001	71.99	3.765	09:04:50.563
3 -	1:02.019	45.185	1:47.204	73.20	1.968	09:06:37.767
4 -	1:01.250	44.586	1:45.836 (2)	74.15	0.600	09:08:23.603
5 -	1:00.768	46.883	1:47.651	72.90	2.415	09:10:11.254
6 -	1:01.140	44.763	1:45.903 (3)	74.10	0.667	09:11:57.157
7 -	1:01.486	43.750	1:45.236 (1)	74.57		09:13:42.393

P13 146		Simon GATES		Suzuki - Team Kawafati		
IDEAL LAP TIME : 1:45.068		BEST LAP TIME : 1:45.281		DIFFERENCE : 0.213		
LAP	SECTOR 1	SECTOR 2	LAP TIME	MPH	DIFF	TIME OF DAY
1 -	1:04.882	47.672	1:52.554	69.72	7.273	09:02:49.663
2 -	1:03.845	44.770	1:48.615	72.25	3.334	09:04:38.278
3 -	1:01.013	45.159	1:46.172 (2)	73.91	0.891	09:06:24.450
4 -	1:03.147	44.411	1:47.558 (3)	72.96	2.277	09:08:12.008
5 -	1:03.969	44.318	1:48.287	72.47	3.006	09:10:00.295
6 -	1:00.750	44.531	1:45.281 (1)	74.54		09:11:45.576
7 -	1:01.776	46.050	1:47.826	72.78	2.545	09:13:33.402

P14 45		Tom STEVENS		Suzuki -		
IDEAL LAP TIME : 1:46.015		BEST LAP TIME : 1:46.015		DIFFERENCE : 0.000		
LAP	SECTOR 1	SECTOR 2	LAP TIME	MPH	DIFF	TIME OF DAY
1 -	1:11.549	48.607	2:00.156	65.31	14.141	09:03:05.355
2 -	1:04.630	46.092	1:50.722	70.88	4.707	09:04:56.077
3 -	1:03.812	46.034	1:49.846	71.44	3.831	09:06:45.923
4 -	1:01.564	44.451	1:46.015 (1)	74.02		09:08:31.938
5 -	1:03.096	45.567	1:48.663	72.22	2.648	09:10:20.601
6 -	1:02.909	45.385	1:48.294 (3)	72.47	2.279	09:12:08.895
7 -	1:01.935	46.355	1:48.290 (2)	72.47	2.275	09:13:57.185

P15 124 R		Jamie PATRICK		Suzuki - Avonside Group Serviced		
IDEAL LAP TIME : 1:46.591		BEST LAP TIME : 1:46.662		DIFFERENCE : 0.071		
LAP	SECTOR 1	SECTOR 2	LAP TIME	MPH	DIFF	TIME OF DAY
1 -	1:14.308	50.682	2:04.990	62.78	18.328	09:03:12.168
2 -	1:04.560	46.319	1:50.879	70.78	4.217	09:05:03.047
3 -	1:04.245	45.501	1:49.746	71.51	3.084	09:06:52.793
4 -	1:03.436	45.659	1:49.095 (3)	71.93	2.433	09:08:41.888
5 -	1:05.582	45.307	1:50.889	70.77	4.227	09:10:32.777
6 -	1:01.673	44.989	1:46.662 (1)	73.57		09:12:19.439
7 -	1:03.465	44.918	1:48.383 (2)	72.41	1.721	09:14:07.822

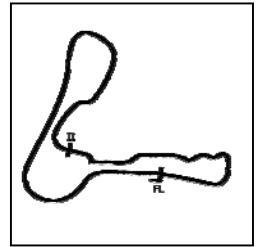
Weather / Track : Bright / Dry

Cadwell Park
Circuit Length = 2.1800 miles
Start: 09:00 Flag 09:13 End: 09:15

BMCRC - MRO Championships 2019 - Rnd 7 @ Cadwell Park

MRO Minitwins & BMCRC Rookie Minitwins

QUALIFYING - SECTOR ANALYSIS



SECTOR 1 = FL to I1, SECTOR 2 = I1 to FL, DIFF = Difference To Personal Best Lap, P = Crossed Finish Line in Pit Lane, D = Time Disallowed

P16 171		Colin CLUNE		Suzuki -		
IDEAL LAP TIME : 1:46.691		BEST LAP TIME : 1:47.110		DIFFERENCE : 0.419		
LAP	SECTOR 1	SECTOR 2	LAP TIME	MPH	DIFF	TIME OF DAY
1 -	1:04.609	48.104	1:52.713	69.62	5.603	09:02:50.316
2 -	1:05.777	49.569	1:55.346	68.03	8.236	09:04:45.662
3 -	1:02.726	45.118	1:47.844 (3)	72.77	0.734	09:06:33.506
4 -	1:02.613	44.903	1:47.516 (2)	72.99	0.406	09:08:21.022
5 -	1:01.788	46.954	1:48.742	72.17	1.632	09:10:09.764
6 -	1:02.007	45.103	1:47.110 (1)	73.27		09:11:56.874
7 -	1:03.551	45.043	1:48.594	72.26	1.484	09:13:45.468

P17 84		Ricardo BRANCO		Suzuki - IMP Racing		
IDEAL LAP TIME : 1:47.184		BEST LAP TIME : 1:47.184		DIFFERENCE : 0.000		
LAP	SECTOR 1	SECTOR 2	LAP TIME	MPH	DIFF	TIME OF DAY
1 -	1:14.370	49.906	2:04.276	63.15	17.092	09:03:10.519
2 -	1:06.539	46.195	1:52.734	69.61	5.550	09:05:03.253
3 -	1:04.885	47.519	1:52.404	69.82	5.220	09:06:55.657
4 -	1:03.963	46.239	1:50.202 (3)	71.21	3.018	09:08:45.859
5 -	1:04.700	48.016	1:52.716	69.62	5.532	09:10:38.575
6 -	1:03.548	46.233	1:49.781 (2)	71.48	2.597	09:12:28.356
7 -	1:02.614	44.570	1:47.184 (1)	73.22		09:14:15.540

P18 88 R		Michael NOAH		Suzuki -		
IDEAL LAP TIME : 1:47.253		BEST LAP TIME : 1:47.510		DIFFERENCE : 0.257		
LAP	SECTOR 1	SECTOR 2	LAP TIME	MPH	DIFF	TIME OF DAY
1 -	1:09.462	52.727	2:02.189	64.22	14.679	09:03:03.751
2 -	1:03.824	46.100	1:49.924	71.39	2.414	09:04:53.675
3 -	1:03.196	45.985	1:49.181	71.88	1.671	09:06:42.856
4 -	1:02.864	44.646	1:47.510 (1)	72.99		09:08:30.366
5 -	1:05.393	50.170	1:55.563	67.91	8.053	09:10:25.929
6 -	1:02.745	45.420	1:48.165 (3)	72.55	0.655	09:12:14.094
7 -	1:02.607	45.385	1:47.992 (2)	72.67	0.482	09:14:02.086

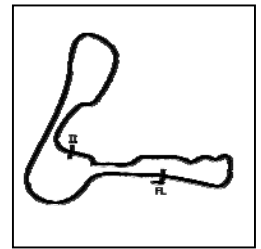
P19 46		Jeff MORRIS		Suzuki -		
IDEAL LAP TIME : 1:46.778		BEST LAP TIME : 1:47.532		DIFFERENCE : 0.754		
LAP	SECTOR 1	SECTOR 2	LAP TIME	MPH	DIFF	TIME OF DAY
1 -	1:04.282	48.172	1:52.454	69.78	4.922	09:02:47.334
2 -	1:03.159	45.969	1:49.128	71.91	1.596	09:04:36.462
3 -	1:02.204	45.613	1:47.817 (2)	72.79	0.285	09:06:24.279
4 -	1:02.697	44.835	1:47.532 (1)	72.98		09:08:11.811
5 -	1:05.079	45.047	1:50.126	71.26	2.594	09:10:01.937
6 -	1:01.943	46.703	1:48.646 (3)	72.23	1.114	09:11:50.583
7 -	1:03.076	50.424	1:53.500	69.14	5.968	09:13:44.083

P20 611 R		David CURTIS		Kawasaki - CSS/The wife		
IDEAL LAP TIME : 1:50.330		BEST LAP TIME : 1:50.330		DIFFERENCE : 0.000		
LAP	SECTOR 1	SECTOR 2	LAP TIME	MPH	DIFF	TIME OF DAY
1 -	1:05.560	46.548	1:52.108 (3)	70.00	1.778	09:02:40.393
2 -	1:05.924	46.714	1:52.638	69.67	2.308	09:04:33.031
3 -	1:05.194	45.758	1:50.952 (2)	70.73	0.622	09:06:23.983
4 -	1:04.769	45.561	1:50.330 (1)	71.13		09:08:14.313

BMCRC - MRO Championships 2019 - Rnd 7 @ Cadwell Park

MRO Minitwins & BMCRC Rookie Minitwins

QUALIFYING - SECTOR ANALYSIS



SECTOR 1 = FL to I1, SECTOR 2 = I1 to FL, DIFF = Difference To Personal Best Lap, P = Crossed Finish Line in Pit Lane, D = Time Disallowed

P21 0		Luke STANLEY		Suzuki - Urban Race Tribe		
IDEAL LAP TIME : 1:49.973		BEST LAP TIME : 1:50.348		DIFFERENCE : 0.375		
LAP	SECTOR 1	SECTOR 2	LAP TIME	MPH	DIFF	TIME OF DAY
1 -	1:06.730	46.894	1:53.624	69.07	3.276	09:02:51.694
2 -	1:05.007	49.574	1:54.581	68.49	4.233	09:04:46.275
3 -	1:05.292	47.275	1:52.567	69.71	2.219	09:06:38.842
4 -	1:04.259	46.684	1:50.943	70.73	0.595	09:08:29.785
5 -	1:05.039	45.714	1:50.753 (2)	70.86	0.405	09:10:20.538
6 -	1:04.668	46.201	1:50.869 (3)	70.78	0.521	09:12:11.407
7 -	1:04.629	45.719	1:50.348 (1)	71.12		09:14:01.755

P22 194 R		Simon GARDNER		Kawasaki - Utilergy		
IDEAL LAP TIME : 1:51.362		BEST LAP TIME : 1:51.362		DIFFERENCE : 0.000		
LAP	SECTOR 1	SECTOR 2	LAP TIME	MPH	DIFF	TIME OF DAY
1 -	1:08.625	48.364	1:56.989	67.08	5.627	09:02:55.713
2 -	1:05.427	47.865	1:53.292	69.27	1.930	09:04:49.005
3 -	1:05.423	48.594	1:54.017	68.83	2.655	09:06:43.022
4 -	1:04.976	47.264	1:52.240 (2)	69.92	0.878	09:08:35.262
5 -	1:04.960	46.402	1:51.362 (1)	70.47		09:10:26.624
6 -	1:05.349	47.205	1:52.554	69.72	1.192	09:12:19.178
7 -	1:05.419	46.881	1:52.300 (3)	69.88	0.938	09:14:11.478

P23 159		Benn RIDGWELL		Suzuki - Ridgely Racing		
IDEAL LAP TIME : 1:51.024		BEST LAP TIME : 1:51.723		DIFFERENCE : 0.699		
LAP	SECTOR 1	SECTOR 2	LAP TIME	MPH	DIFF	TIME OF DAY
1 -	1:07.923	47.825	1:55.748	67.80	4.025	09:02:49.546
2 -	1:06.213	49.116	1:55.329	68.04	3.606	09:04:44.875
3 -	1:04.711	48.141	1:52.852 (2)	69.54	1.129	09:06:37.727
4 -	1:04.245	47.478	1:51.723 (1)	70.24		09:08:29.450
5 -	1:06.085	46.779	1:52.864 (3)	69.53	1.141	09:10:22.314

P24 29 R		Hayden KILLWORTH		Suzuki - BK Racing		
IDEAL LAP TIME : 1:52.481		BEST LAP TIME : 1:52.481		DIFFERENCE : 0.000		
LAP	SECTOR 1	SECTOR 2	LAP TIME	MPH	DIFF	TIME OF DAY
1 -	1:13.912	49.923	2:03.835	63.37	11.354	09:03:07.673
2 -	1:07.026	48.204	1:55.230	68.10	2.749	09:05:02.903
3 -	1:06.767	47.903	1:54.670	68.44	2.189	09:06:57.573
4 -	1:06.366	47.832	1:54.198 (3)	68.72	1.717	09:08:51.771
5 -	1:05.235	47.246	1:52.481 (1)	69.77		09:10:44.252
6 -	1:06.217	48.288	1:54.505	68.53	2.024	09:12:38.757
7 -	1:05.781	48.087	1:53.868 (2)	68.92	1.387	09:14:32.625

P25 40 R		Simon WILKINSON		Suzuki - S P Wilkinson Engineering Ltd		
IDEAL LAP TIME : 1:52.955		BEST LAP TIME : 1:52.955		DIFFERENCE : 0.000		
LAP	SECTOR 1	SECTOR 2	LAP TIME	MPH	DIFF	TIME OF DAY
1 -	1:10.744	49.677	2:00.421	65.17	7.466	09:02:59.636
2 -	1:06.798	48.282	1:55.080	68.19	2.125	09:04:54.716
3 -	1:05.500	48.002	1:53.502 (2)	69.14	0.547	09:06:48.218
4 -	1:06.412	47.851	1:54.263	68.68	1.308	09:08:42.481
5 -	1:07.842	48.772	1:56.614	67.29	3.659	09:10:39.095
6 -	1:05.644	48.286	1:53.930 (3)	68.88	0.975	09:12:33.025
7 -	1:05.249	47.706	1:52.955 (1)	69.47		09:14:25.980

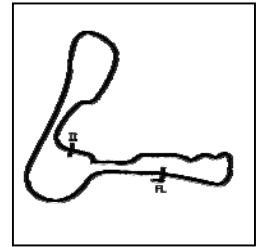
Weather / Track : Bright / Dry

Cadwell Park
Circuit Length = 2.1800 miles
Start: 09:00 Flag 09:13 End: 09:15

BMCRC - MRO Championships 2019 - Rnd 7 @ Cadwell Park

MRO Minitwins & BMCRC Rookie Minitwins

QUALIFYING - SECTOR ANALYSIS



SECTOR 1 = FL to I1, SECTOR 2 = I1 to FL, DIFF = Difference To Personal Best Lap, P = Crossed Finish Line in Pit Lane, D = Time Disallowed

P26 199		Michael FROST		Suzuki -		
IDEAL LAP TIME : 1:52.908		BEST LAP TIME : 1:53.407		DIFFERENCE : 0.499		
LAP	SECTOR 1	SECTOR 2	LAP TIME	MPH	DIFF	TIME OF DAY
1 -	1:13.542	49.385	2:02.927	63.84	9.520	09:03:05.126
2 -	1:07.141	48.627	1:55.768	67.79	2.361	09:05:00.894
3 -	1:06.906	47.745	1:54.651	68.45	1.244	09:06:55.545
4 -	1:06.194	47.341	1:53.535 (2)	69.12	0.128	09:08:49.080
5 -	1:06.500	47.921	1:54.421 (3)	68.58	1.014	09:10:43.501
6 -	1:05.567	47.840	1:53.407 (1)	69.20		09:12:36.908

P27 51		Andrew DURANT		Suzuki -		
IDEAL LAP TIME : 1:52.942		BEST LAP TIME : 1:53.504		DIFFERENCE : 0.562		
LAP	SECTOR 1	SECTOR 2	LAP TIME	MPH	DIFF	TIME OF DAY
1 -	1:10.215	48.673	1:58.888	66.01	5.384	09:02:57.477
2 -	1:06.390	48.720	1:55.110	68.17	1.606	09:04:52.587
3 -	1:05.809	47.695	1:53.504 (1)	69.14		09:06:46.091
4 -	1:05.619	48.870	1:54.489	68.54	0.985	09:08:40.580
5 -	1:07.695	47.323	1:55.018	68.23	1.514	09:10:35.598
6 -	1:06.346	48.116	1:54.462 (3)	68.56	0.958	09:12:30.060
7 -	1:05.997	47.941	1:53.938 (2)	68.88	0.434	09:14:23.998

P28 152		Jason ALLEN		Suzuki -		
IDEAL LAP TIME : 1:53.248		BEST LAP TIME : 1:53.606		DIFFERENCE : 0.358		
LAP	SECTOR 1	SECTOR 2	LAP TIME	MPH	DIFF	TIME OF DAY
1 -	1:10.267	50.020	2:00.287	65.24	6.681	09:03:00.373
2 -	1:07.586	49.268	1:56.854	67.16	3.248	09:04:57.227
3 -	1:06.045	47.561	1:53.606 (1)	69.08		09:06:50.833
4 -	1:05.687	49.889	1:55.576	67.90	1.970	09:08:46.409
5 -	1:06.162	47.813	1:53.975 (2)	68.85	0.369	09:10:40.384
6 -	1:05.849	48.821	1:54.670 (3)	68.44	1.064	09:12:35.054
7 -	1:07.111	49.185	1:56.296	67.48	2.690	09:14:31.350

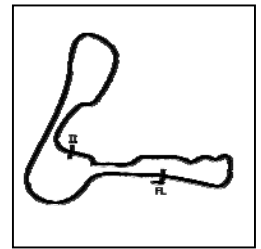
P29 50		Adam RIDGWELL		Suzuki - Ridgely Racing		
IDEAL LAP TIME : 1:54.019		BEST LAP TIME : 1:54.019		DIFFERENCE : 0.000		
LAP	SECTOR 1	SECTOR 2	LAP TIME	MPH	DIFF	TIME OF DAY
1 -	1:10.546	49.828	2:00.374	65.19	6.355	09:03:00.217
2 -	1:07.337	49.175	1:56.512	67.35	2.493	09:04:56.729
3 -	1:06.691	49.242	1:55.933	67.69	1.914	09:06:52.662
4 -	1:07.453	48.590	1:56.043	67.63	2.024	09:08:48.705
5 -	1:06.413	48.245	1:54.658 (3)	68.44	0.639	09:10:43.363
6 -	1:06.617	48.005	1:54.622 (2)	68.46	0.603	09:12:37.985
7 -	1:06.033	47.986	1:54.019 (1)	68.83		09:14:32.004

P30 417 R		Thomas CORTHORN WEST		Suzuki -		
IDEAL LAP TIME : 1:54.244		BEST LAP TIME : 1:54.266		DIFFERENCE : 0.022		
LAP	SECTOR 1	SECTOR 2	LAP TIME	MPH	DIFF	TIME OF DAY
1 -	1:27.113	57.325	2:24.438	54.33	30.172	09:03:23.725
2 -	1:14.524	51.801	2:06.325	62.12	12.059	09:05:30.050
3 -	1:09.200	49.935	1:59.135	65.87	4.869	09:07:29.185
4 -	1:07.550	48.624	1:56.174 (3)	67.55	1.908	09:09:25.359
5 -	1:06.003	48.263	1:54.266 (1)	68.68		09:11:19.625
6 -	1:05.981	48.516	1:54.497 (2)	68.54	0.231	09:13:14.122

BMCRC - MRO Championships 2019 - Rnd 7 @ Cadwell Park

MRO Minitwins & BMCRC Rookie Minitwins

QUALIFYING - SECTOR ANALYSIS



SECTOR 1 = FL to I1, SECTOR 2 = I1 to FL, DIFF = Difference To Personal Best Lap, P = Crossed Finish Line in Pit Lane, D = Time Disallowed

P31 61		Jordan KILLWORTH		Suzuki -		
IDEAL LAP TIME : 1:55.879		BEST LAP TIME : 1:55.879		DIFFERENCE : 0.000		
LAP	SECTOR 1	SECTOR 2	LAP TIME	MPH	DIFF	TIME OF DAY
1 -	1:13.972	51.384	2:05.356	62.60	9.477	09:03:10.771
2 -	1:07.816	49.584	1:57.400 (3)	66.84	1.521	09:05:08.171
3 -	1:07.372	49.068	1:56.440 (2)	67.40	0.561	09:07:04.611
4 -	1:07.277	48.602	1:55.879 (1)	67.72		09:09:00.490

P32 60 R		Alan HENSBY		Suzuki -		
IDEAL LAP TIME : 1:55.853		BEST LAP TIME : 1:56.205		DIFFERENCE : 0.352		
LAP	SECTOR 1	SECTOR 2	LAP TIME	MPH	DIFF	TIME OF DAY
1 -	1:08.724	48.575	1:57.299	66.90	1.094	09:02:47.304
2 -	1:08.281	50.240	1:58.521	66.21	2.316	09:04:45.825
3 -	1:07.515	49.644	1:57.159	66.98	0.954	09:06:42.984
4 -	1:08.212	48.875	1:57.087 (3)	67.02	0.882	09:08:40.071
5 -	1:09.593	49.080	1:58.673	66.13	2.468	09:10:38.744
6 -	1:07.278	48.927	1:56.205 (1)	67.53		09:12:34.949
7 -	1:07.696	49.013	1:56.709 (2)	67.24	0.504	09:14:31.658

P33 126		Damien LECHAUVE		Suzuki -		
IDEAL LAP TIME : 1:56.730		BEST LAP TIME : 1:56.733		DIFFERENCE : 0.003		
LAP	SECTOR 1	SECTOR 2	LAP TIME	MPH	DIFF	TIME OF DAY
1 -	1:20.262	53.946	2:14.208	58.47	17.475	09:03:27.284
2 -	1:15.100	56.780	2:11.880	59.50	15.147	09:05:39.164
3 -	1:09.624	51.227	2:00.851	64.94	4.118	09:07:40.015
4 -	1:09.307	49.855	1:59.162 (3)	65.86	2.429	09:09:39.177
5 -	1:07.808	48.925	1:56.733 (1)	67.23		09:11:35.910
6 -	1:07.805	49.979	1:57.784 (2)	66.63	1.051	09:13:33.694

P34 43		Robert DAVIE		Suzuki -		
IDEAL LAP TIME : 1:56.761		BEST LAP TIME : 1:56.775		DIFFERENCE : 0.014		
LAP	SECTOR 1	SECTOR 2	LAP TIME	MPH	DIFF	TIME OF DAY
1 -	1:17.251	52.537	2:09.788	60.46	13.013	09:03:13.465
2 -	1:08.337	49.720	1:58.057 (2)	66.47	1.282	09:05:11.522
3 -	1:09.147	49.241	1:58.388 (3)	66.29	1.613	09:07:09.910
4 -	1:07.520	49.255	1:56.775 (1)	67.20		09:09:06.685

P35 133 R		James CASARETO		Suzuki -		
IDEAL LAP TIME : 2:05.185		BEST LAP TIME : 2:05.185		DIFFERENCE : 0.000		
LAP	SECTOR 1	SECTOR 2	LAP TIME	MPH	DIFF	TIME OF DAY
1 -	1:17.628	56.168	2:13.796 (3)	58.65	8.611	09:03:24.363
2 -	1:17.643	57.521	2:15.164	58.06	9.979	09:05:39.527
3 -	1:20.447	57.046	2:17.493	57.07	12.308	09:07:57.020
4 -	1:20.307	54.053	2:14.360	58.41	9.175	09:10:11.380
5 -	1:13.564	51.621	2:05.185 (1)	62.69		09:12:16.565
6 -	1:14.666	52.521	2:07.187 (2)	61.70	2.002	09:14:23.752

P36 70 R		Vanessa GILLAM		Suzuki - No More Straps		
IDEAL LAP TIME : 2:04.979		BEST LAP TIME : 2:05.252		DIFFERENCE : 0.273		
LAP	SECTOR 1	SECTOR 2	LAP TIME	MPH	DIFF	TIME OF DAY
1 -	1:16.673	56.824	2:13.497	58.78	8.245	09:03:23.699
2 -	1:16.307	52.322	2:08.629	61.01	3.377	09:05:32.328
3 -	1:12.657	52.595	2:05.252 (1)	62.65		09:07:37.580
4 -	1:12.754	52.744	2:05.498 (2)	62.53	0.246	09:09:43.078
5 -	1:14.606	52.855	2:07.461	61.57	2.209	09:11:50.539
6 -	1:13.651	53.302	2:06.953 (3)	61.81	1.701	09:13:57.492

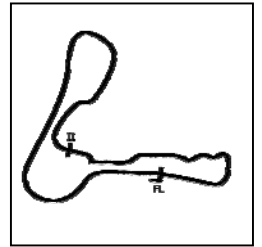
Weather / Track : Bright / Dry

Cadwell Park
Circuit Length = 2.1800 miles
Start: 09:00 Flag 09:13 End: 09:15

BMCRC - MRO Championships 2019 - Rnd 7 @ Cadwell Park

MRO Minitwins & BMCRC Rookie Minitwins

QUALIFYING - SECTOR ANALYSIS



SECTOR 1 = FL to I1, SECTOR 2 = I1 to FL, DIFF = Difference To Personal Best Lap, P = Crossed Finish Line in Pit Lane, D = Time Disallowed

P37 20 R Steve MALE		Suzuki - ATB Racing				
IDEAL LAP TIME : 2:14.352		BEST LAP TIME : 2:14.352		DIFFERENCE : 0.000		
LAP	SECTOR 1	SECTOR 2	LAP TIME	MPH	DIFF	TIME OF DAY
1 -	1:22.392	59.074	2:21.466	55.47	7.114	09:03:20.434
2 -	1:21.318	57.362	2:18.680	56.59	4.328	09:05:39.114
3 -	1:20.775	56.987	2:17.762 (3)	56.96	3.410	09:07:56.876
4 -	1:20.201	57.972	2:18.173	56.79	3.821	09:10:15.049
5 -	1:20.307	57.158	2:17.465 (2)	57.09	3.113	09:12:32.514
6 -	1:17.476	56.876	2:14.352 (1)	58.41		09:14:46.866

BMCRC - MRO Championships 2019 - Rnd 7 @ Cadwell Park

MRO Minitwins & BMCRC Rookie Minitwins

QUALIFYING - BEST SECTORS

SECTOR 1			SECTOR 2			IDEAL / BEST COMPARISON						
POS	NO	NAME	TIME	NO	NAME	TIME	POS	NO	NAME	IDEAL	BEST	DIFF
									PERFECT LAP	1:39.486		
1	78	POVAH	57.981	78	POVAH	41.505	1	78	POVAH	1:39.486	1:39.501	0.015
2	26	DAVIES	58.199	26	DAVIES	41.611	2	26	DAVIES	1:39.810	1:40.076	0.266
3	74	SINGLETON	58.217	74	SINGLETON	42.061	3	74	SINGLETON	1:40.278	1:40.469	0.191
4	9	TAYLOR	58.558	232	WETHERELL	42.280	4	9	TAYLOR	1:40.880	1:41.246	0.366
5	232	WETHERELL	59.291	9	TAYLOR	42.322	5	232	WETHERELL	1:41.571	1:41.806	0.235
6	58	KILLWORTH	59.429	58	KILLWORTH	42.949	6	58	KILLWORTH	1:42.378	1:42.465	0.087
7	4	POVAH	59.439	4	POVAH	42.967	7	4	POVAH	1:42.406	1:42.586	0.180
8	17	DOWNES	59.461	17	DOWNES	43.020	8	17	DOWNES	1:42.481	1:42.481	0.000
9	184	TWYFORD	59.498	184	TWYFORD	43.344	9	184	TWYFORD	1:42.842	1:42.842	0.000
10	19	LILLEY	1:00.374	19	LILLEY	43.463	10	19	LILLEY	1:43.837	1:43.903	0.066
11	146	GATES	1:00.750	95	REYNOLDS	43.701	11	13	GREEN	1:44.518	1:45.236	0.718
12	13	GREEN	1:00.768	13	GREEN	43.750	12	95	REYNOLDS	1:44.899	1:44.930	0.031
13	95	REYNOLDS	1:01.198	146	GATES	44.318	13	146	GATES	1:45.068	1:45.281	0.213
14	45	STEVENS	1:01.564	45	STEVENS	44.451	14	45	STEVENS	1:46.015	1:46.015	0.000
15	124	PATRICK	1:01.673	84	BRANCO	44.570	15	124	PATRICK	1:46.591	1:46.662	0.071
16	171	CLUNE	1:01.788	88	NOAH	44.646	16	171	CLUNE	1:46.691	1:47.110	0.419
17	46	MORRIS	1:01.943	46	MORRIS	44.835	17	46	MORRIS	1:46.778	1:47.532	0.754
18	88	NOAH	1:02.607	171	CLUNE	44.903	18	84	BRANCO	1:47.184	1:47.184	0.000
19	84	BRANCO	1:02.614	124	PATRICK	44.918	19	88	NOAH	1:47.253	1:47.510	0.257
20	159	RIDGWELL	1:04.245	611	CURTIS	45.561	20	0	STANLEY	1:49.973	1:50.348	0.375
21	0	STANLEY	1:04.259	0	STANLEY	45.714	21	611	CURTIS	1:50.330	1:50.330	0.000
22	611	CURTIS	1:04.769	194	GARDNER	46.402	22	159	RIDGWELL	1:51.024	1:51.723	0.699
23	194	GARDNER	1:04.960	159	RIDGWELL	46.779	23	194	GARDNER	1:51.362	1:51.362	0.000
24	29	KILLWORTH	1:05.235	29	KILLWORTH	47.246	24	29	KILLWORTH	1:52.481	1:52.481	0.000
25	40	WILKINSON	1:05.249	51	DURANT	47.323	25	199	FROST	1:52.908	1:53.407	0.499
26	199	FROST	1:05.567	199	FROST	47.341	26	51	DURANT	1:52.942	1:53.504	0.562
27	51	DURANT	1:05.619	152	ALLEN	47.561	27	40	WILKINSON	1:52.955	1:52.955	0.000
28	152	ALLEN	1:05.687	40	WILKINSON	47.706	28	152	ALLEN	1:53.248	1:53.606	0.358
29	417	CORTHORN WEST	1:05.981	50	RIDGWELL	47.986	29	50	RIDGWELL	1:54.019	1:54.019	0.000
30	50	RIDGWELL	1:06.033	417	CORTHORN WEST	48.263	30	417	CORTHORN WEST	1:54.244	1:54.266	0.022
31	61	KILLWORTH	1:07.277	60	HENSBY	48.575	31	60	HENSBY	1:55.853	1:56.205	0.352
32	60	HENSBY	1:07.278	61	KILLWORTH	48.602	32	61	KILLWORTH	1:55.879	1:55.879	0.000
33	43	DAVIE	1:07.520	126	LECHAUVE	48.925	33	126	LECHAUVE	1:56.730	1:56.733	0.003
34	126	LECHAUVE	1:07.805	43	DAVIE	49.241	34	43	DAVIE	1:56.761	1:56.775	0.014
35	70	GILLAM	1:12.657	133	CASARETO	51.621	35	70	GILLAM	2:04.979	2:05.252	0.273
36	133	CASARETO	1:13.564	70	GILLAM	52.322	36	133	CASARETO	2:05.185	2:05.185	0.000
37	20	MALE	1:17.476	20	MALE	56.876	37	20	MALE	2:14.352	2:14.352	0.000

Weather / Track : Bright / Dry

Results can be found at www.tsl-timing.com

Cadwell Park

Circuit Length = 2.1800 miles

Start: 09:00 Flag 09:13 End: 09:15

Printed - 09:18 Saturday, 03 August 2019

BMCRC - MRO Championships 2019 - Rnd 7 @ Cadwell Park



MRO Minitwins & BMCRC Rookie Minitwins

RACE 1 - GRID (7 Laps)

ROW 13	37	2:14.352	20	Steve MALE	1		1						
ROW 12		1:56.775	34	43	Robert DAVIE	35	2:05.185	133	James CASARETO	36	2:05.252	70	Vanessa GILLAM
ROW 11	31	1:55.879	61	Jordan KILLWORTH	32	1:56.205	60	Alan HENSBY	33	1:56.733	126	Damien LECHAUVE	
ROW 10		1:53.606	28	152	Jason ALLEN	29	1:54.019	50	Adam RIDGWELL	30	1:54.266	417	Thomas CORTHORN WEST
ROW 9	25	1:52.955	40	Simon WILKINSON	26	1:53.407	199	Michael FROST	27	1:53.504	51	Andrew DURANT	
ROW 8		1:51.362	22	194	Simon GARDNER	23	1:51.723	159	Benn RIDGWELL	24	1:52.481	29	Hayden KILLWORTH
ROW 7	19	1:47.532	46	Jeff MORRIS	20	1:50.330	611	David CURTIS	21	1:50.348	0	Luke STANLEY	
ROW 6		1:47.110	16	171	Colin CLUNE	17	1:47.184	84	Ricardo BRANCO	18	1:47.510	88	Michael NOAH
ROW 5	13	1:45.281	146	Simon GATES	14	1:46.015	45	Tom STEVENS	15	1:46.662	124	Jamie PATRICK	
ROW 4		1:43.903	10	19	Kevin LILLEY	11	1:44.930	95	John REYNOLDS	12	1:45.236	13	Wii GREEN
ROW 3	7	1:42.481	17	Tommy DOWNES	8	1:42.586	4	Jake POVAH	9	1:42.842	184	David TWYFORD	
ROW 2		1:41.246	4	9	Mark TAYLOR	5	1:41.806	232	Matt WETHERELL	6	1:42.465	58	Stacey KILLWORTH
ROW 1	1	1:39.501	78	Keith POVAH	2	1:40.076	26	Glynn DAVIES	3	1:40.469	74	Daniel SINGLETON	
				Pole									

Cadwell Park
Circuit Length = 2.1800 miles

These results are provisional until the conclusion of any judicial and technical matters.

Clerk Of Course :	Steward :	Timekeeper :
-------------------	-----------	--------------

Results can be found at www.tsl-timing.com

Printed - 09:20 Saturday, 03 August 2019



BMCRC - MRO Championships 2019 - Rnd 7 @ Cadwell Park



MRO Minitwins & BMCRC Rookie Minitwins

RACE 1 - CLASSIFICATION

POS	NO	CL	PIC NAME	ENTRY	LAPS	TIME	GAP	DIFF	MPH	BEST	ON
1	26		1 Glynn DAVIES	Suzuki -	5	8:20.013			78.47	1:38.607	4
2	78		2 Keith POVAH	Suzuki - 78Plate.com Screenprinting/@crap.sack	5	8:21.146	1.133	1.133	78.30	1:38.680	2
3	74		3 Daniel SINGLETON	Suzuki - Bambino Developments Racing	5	8:22.497	2.484	1.351	78.09	1:38.522	2
4	232	R	1 Matt WETHERELL	Suzuki - MSG Racing/Lamonde.com/FWR Tyres	5	8:25.896	5.883	3.399	77.56	1:39.771	4
5	184		4 David TWYFORD	Suzuki -	5	8:27.348	7.335	1.452	77.34	1:39.532	4
6	4		5 Jake POVAH	Suzuki - www.78plate.com	5	8:31.639	11.626	4.291	76.69	1:40.796	4
7	17	R	2 Tommy DOWNES	Suzuki - Ray Gnarley/ MoreMoto	5	8:35.078	15.065	3.439	76.18	1:41.550	4
8	19		6 Kevin LILLEY	Suzuki - Trafalgar Cleaning Eqpt. / Vanson Leathers	5	8:37.661	17.648	2.583	75.80	1:41.778	4
9	58		7 Stacey KILLWORTH	Suzuki - BK/Everns	5	8:37.787	17.774	0.126	75.78	1:41.754	2
10	95	R	3 John REYNOLDS	Suzuki - Fins Motorcycles	5	8:39.593	19.580	1.806	75.52	1:41.689	3
11	84		8 Ricardo BRANCO	Suzuki - IMP Racing	5	8:49.162	29.149	9.569	74.15	1:44.219	5
12	13		9 Wil GREEN	Suzuki - Faith Fueled Racing	5	8:49.416	29.403	0.254	74.11	1:43.507	4
13	45		10 Tom STEVENS	Suzuki -	5	8:53.536	33.523	4.120	73.54	1:45.012	2
14	124	R	4 Jamie PATRICK	Suzuki - Avonside Group Serviced	5	8:58.128	38.115	4.592	72.91	1:45.056	5
15	88	R	5 Michael NOAH	Suzuki -	5	8:59.134	39.121	1.006	72.78	1:45.940	2
16	46		11 Jeff MORRIS	Suzuki -	5	9:00.942	40.929	1.808	72.54	1:45.727	3
17	171		12 Colin CLUNE	Suzuki -	5	9:01.297	41.284	0.355	72.49	1:46.300	5
18	0		13 Luke STANLEY	Suzuki - Urban Race Tribe	5	9:11.989	51.976	10.692	71.08	1:48.571	2
19	611	R	6 David CURTIS	Kawasaki - CSS/The wife	5	9:12.195	52.182	0.206	71.06	1:48.440	3
20	61		14 Jordan KILLWORTH	Suzuki -	5	9:21.504	1:01.491	9.309	69.88	1:49.661	4
21	40	R	7 Simon WILKINSON	Suzuki - S P Wilkinson Engineering Ltd	5	9:23.777	1:03.764	2.273	69.60	1:50.799	4
22	194	R	8 Simon GARDNER	Kawasaki - Utilergy	5	9:29.184	1:09.171	5.407	68.94	1:51.599	3
23	159		15 Benn RIDGWELL	Suzuki - Ridgely Racing	5	9:29.859	1:09.846	0.675	68.85	1:51.663	4
24	199		16 Michael FROST	Suzuki -	5	9:30.759	1:10.746	0.900	68.75	1:51.384	4
25	51		17 Andrew DURANT	Suzuki -	5	9:31.701	1:11.688	0.942	68.63	1:51.833	5
26	152		18 Jason ALLEN	Suzuki -	5	9:31.828	1:11.815	0.127	68.62	1:51.607	2
27	126		19 Damien LECHAUVE	Suzuki -	5	9:43.496	1:23.483	11.668	67.25	1:53.601	3
28	29	R	9 Hayden KILLWORTH	Suzuki - BK Racing	5	9:43.746	1:23.733	0.250	67.22	1:53.100	3
29	43		20 Robert DAVIE	Suzuki -	5	9:44.022	1:24.009	0.276	67.18	1:52.481	5
30	60	R	10 Alan HENSBY	Suzuki -	5	9:50.575	1:30.562	6.553	66.44	1:55.671	4
31	50		21 Adam RIDGWELL	Suzuki - Ridgely Racing	5	9:55.170	1:35.157	4.595	65.93	1:56.189	5
32	70	R	11 Vanessa GILLAM	Suzuki - No More Straps	4	8:23.861	1 Lap	1 Lap	62.30	2:01.873	2
33	133	R	12 James CASARETO	Suzuki -	4	8:26.154	1 Lap	2.293	62.02	2:04.254	4
34	20	R	13 Steve MALE	Suzuki - ATB Racing	4	8:50.981	1 Lap	24.827	59.12	2:09.716	3

FASTEST LAP

74		Daniel SINGLETON	Suzuki - Bambino Developments Racing	2	1:38.522	79.65 mph	128.19 kph
232	R	Matt WETHERELL	Suzuki - MSG Racing/Lamonde.com/FWR Tyres	4	1:39.771	78.66 mph	126.59 kph

Class - 92.5% of Race Speed = 72.58 mph
 Class R - 92.5% of Race Speed = 71.74 mph

Cadwell Park
 Circuit Length = 2.1800 miles
 Start: 11:53 Flag 12:01 End: 12:03

Weather / Track : Bright / Dry

These results are provisional until the conclusion of any judicial and technical matters.

Clerk Of Course :	Steward :	Timekeeper :

Results can be found at www.tsl-timing.com

Printed - 12:04 Saturday, 03 August 2019



BMCRC - MRO Championships 2019 - Rnd 7 @ Cadwell Park

MRO Minitwins & BMCRC Rookie Minitwins

RACE 1 - LAP CHART

LAP 1 @ 11:55:08.130

NO	BEHIND	LAP TIME
26		1:43.997
78	0.787	1:44.784
74	1.129	1:45.126
232	1.722	1:45.719
4	2.632	1:46.629
17	3.428	1:47.425
184	3.687	1:47.684
58	4.630	1:48.627
19	5.857	1:49.854
95	6.928	1:50.925
84	6.952	1:50.949
13	8.134	1:52.131
45	8.523	1:52.520
88	9.628	1:53.625
171	10.123	1:54.120
46	10.496	1:54.493
124	10.868	1:54.865
0	12.845	1:56.842
611	13.086	1:57.083
40	15.178	1:59.175
61	15.975	1:59.972
159	16.985	2:00.982
194	17.256	2:01.253
199	17.936	2:01.933
51	18.697	2:02.694
152	19.208	2:03.205
50	21.691	2:05.688
60	22.054	2:06.051
126	22.220	2:06.217
43	23.387	2:07.384
29	23.958	2:07.955
133	28.739	2:12.736
70	32.534	2:16.531
20	35.523	2:19.520

LAP 2 @ 11:56:47.004

NO	BEHIND	LAP TIME
26		1:38.874
78	0.593	1:38.680
74	0.777	1:38.522
232	2.722	1:39.874
4	5.087	1:41.329
184	5.137	1:40.324
17	6.130	1:41.576
58	7.510	1:41.754
19	9.195	1:42.212
95	10.472	1:42.418
84	12.550	1:44.472
13	13.108	1:43.848
45	14.661	1:45.012
88	16.694	1:45.940
171	17.751	1:46.502
46	18.161	1:46.539
124	18.397	1:46.403
0	22.542	1:48.571
611	22.724	1:48.512
40	27.323	1:51.019
61	28.109	1:51.008
159	30.271	1:52.160
194	30.712	1:52.330
199	30.948	1:51.886
152	31.941	1:51.607

51	32.960	1:53.137
60	39.014	1:55.834
126	39.362	1:56.016
43	39.818	1:55.305
29	40.295	1:55.211
50	41.477	1:58.660
133	54.684	2:04.819
70	55.533	2:01.873
20	1:06.761	2:10.112

LAP 3 @ 11:58:25.809

NO	BEHIND	LAP TIME
26		1:38.805
78	0.789	1:39.001
74	1.234	1:39.262
232	3.833	1:39.916
184	6.275	1:39.943
4	7.603	1:41.321
17	9.093	1:41.768
58	10.858	1:42.153
19	12.418	1:42.028
95	13.356	1:41.689
84	18.837	1:45.092
13	19.393	1:45.090
45	21.191	1:45.335
88	23.957	1:46.068
46	25.083	1:45.727
171	26.001	1:47.055
124	26.213	1:46.621
611	32.359	1:48.440
0	32.917	1:49.180
61	39.249	1:49.945
40	40.280	1:51.762
194	43.506	1:51.599
159	44.049	1:52.583
199	44.482	1:52.339
152	45.526	1:52.390
51	46.259	1:52.104
126	54.158	1:53.601
29	54.590	1:53.100
60	55.978	1:55.769
43	56.425	1:55.412
50	59.914	1:57.242
70	1:18.769	2:02.041
133	1:20.224	2:04.345
20	1:37.672	2:09.716

LAP 4 @ 12:00:04.416

NO	BEHIND	LAP TIME
26		1:38.607
78	0.869	1:38.687
74	1.302	1:38.675
232	4.997	1:39.771
184	7.200	1:39.532
4	9.792	1:40.796
17	12.036	1:41.550
58	14.457	1:42.206
19	15.589	1:41.778
95	16.776	1:42.027
13	24.293	1:43.507
84	24.660	1:44.430
45	28.013	1:45.429
88	31.869	1:46.519
124	32.789	1:45.183

46	33.869	1:47.393
171	34.714	1:47.320
0	43.021	1:48.711
611	43.405	1:49.653
61	50.303	1:49.661
40	52.472	1:50.799
194	56.972	1:52.073
159	57.105	1:51.663
199	57.259	1:51.384
152	58.712	1:51.793
51	59.585	1:51.933
126	1:09.167	1:53.616
29	1:09.295	1:53.312
43	1:11.258	1:53.440
60	1:13.042	1:55.671
50	1:18.698	1:57.391

LAP 5 @ 12:01:44.146

NO	BEHIND	LAP TIME
26		1:39.730
78	1.133	1:39.994
74	2.484	1:40.912
70	1 Lap	2:03.416
232	5.883	1:40.616
133	1 Lap	2:04.254
184	7.335	1:39.865
4	11.626	1:41.564
17	15.065	1:42.759
19	17.648	1:41.789
58	17.774	1:43.047
95	19.580	1:42.534
84	29.149	1:44.219
13	29.403	1:44.840
20	1 Lap	2:11.633
45	33.523	1:45.240
124	38.115	1:45.056
88	39.121	1:46.982
46	40.929	1:46.790
171	41.284	1:46.300
0	51.976	1:48.685
611	52.182	1:48.507
61	1:01.491	1:50.918
40	1:03.764	1:51.022
194	1:09.171	1:51.929
159	1:09.846	1:52.471
199	1:10.746	1:53.217
51	1:11.688	1:51.833
152	1:11.815	1:52.833
126	1:23.483	1:54.046
29	1:23.733	1:54.168
43	1:24.009	1:52.481
60	1:30.562	1:57.250
50	1:35.157	1:56.189

Weather / Track : Bright / Dry

Results can be found at www.tsl-timing.com

Cadwell Park

Circuit Length = 2.1800 miles

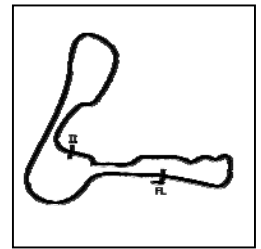
Start: 11:53 Flag 12:01 End: 12:03

Printed - 12:05 Saturday, 03 August 2019

BMCRC - MRO Championships 2019 - Rnd 7 @ Cadwell Park

MRO Minitwins & BMCRC Rookie Minitwins

RACE 1 - SECTOR ANALYSIS



SECTOR 1 = FL to I1, SECTOR 2 = I1 to FL, DIFF = Difference To Personal Best Lap, P = Crossed Finish Line in Pit Lane, D = Time Disallowed

P1 26		Glynn DAVIES		Suzuki -		
IDEAL LAP TIME : 1:38.593		BEST LAP TIME : 1:38.607		DIFFERENCE : 0.014		
LAP	SECTOR 1	SECTOR 2	LAP TIME	MPH	DIFF	TIME OF DAY
1 -		41.315	1:43.997	75.46	5.390	11:55:08.130
2 -	57.416	41.458	1:38.874 (3)	79.37	0.267	11:56:47.004
3 -	57.474	41.331	1:38.805 (2)	79.42	0.198	11:58:25.809
4 -	57.430	41.177	1:38.607 (1)	79.58		12:00:04.416
5 -	57.770	41.960	1:39.730	78.69	1.123	12:01:44.146

P2 78		Keith POVAH		Suzuki - 78Plate.com Screenprinting/@crap.sack		
IDEAL LAP TIME : 1:38.631		BEST LAP TIME : 1:38.680		DIFFERENCE : 0.049		
LAP	SECTOR 1	SECTOR 2	LAP TIME	MPH	DIFF	TIME OF DAY
1 -		41.778	1:44.784	74.89	6.104	11:55:08.917
2 -	57.283	41.397	1:38.680 (1)	79.53		11:56:47.597
3 -	57.337	41.664	1:39.001 (3)	79.27	0.321	11:58:26.598
4 -	57.234	41.453	1:38.687 (2)	79.52	0.007	12:00:05.285
5 -	58.193	41.801	1:39.994	78.48	1.314	12:01:45.279

P3 74		Daniel SINGLETON		Suzuki - Bambino Developments Racing		
IDEAL LAP TIME : 1:38.456		BEST LAP TIME : 1:38.522		DIFFERENCE : 0.066		
LAP	SECTOR 1	SECTOR 2	LAP TIME	MPH	DIFF	TIME OF DAY
1 -		42.556	1:45.126	74.65	6.604	11:55:09.259
2 -	57.411	41.111	1:38.522 (1)	79.65		11:56:47.781
3 -	57.870	41.392	1:39.262 (3)	79.06	0.740	11:58:27.043
4 -	57.630	41.045	1:38.675 (2)	79.53	0.153	12:00:05.718
5 -	57.748	43.164	1:40.912	77.77	2.390	12:01:46.630

P4 232 R		Matt WETHERELL		Suzuki - MSG Racing/Lamonde.com/FWR Tyres		
IDEAL LAP TIME : 1:39.586		BEST LAP TIME : 1:39.771		DIFFERENCE : 0.185		
LAP	SECTOR 1	SECTOR 2	LAP TIME	MPH	DIFF	TIME OF DAY
1 -		42.034	1:45.719	74.23	5.948	11:55:09.852
2 -	58.091	41.783	1:39.874 (2)	78.57	0.103	11:56:49.726
3 -	58.421	41.495	1:39.916 (3)	78.54	0.145	11:58:29.642
4 -	58.182	41.589	1:39.771 (1)	78.66		12:00:09.413
5 -	58.886	41.730	1:40.616	78.00	0.845	12:01:50.029

P5 184		David TWYFORD		Suzuki -		
IDEAL LAP TIME : 1:39.392		BEST LAP TIME : 1:39.532		DIFFERENCE : 0.140		
LAP	SECTOR 1	SECTOR 2	LAP TIME	MPH	DIFF	TIME OF DAY
1 -		42.758	1:47.684	72.87	8.152	11:55:11.817
2 -	57.962	42.362	1:40.324	78.22	0.792	11:56:52.141
3 -	57.553	42.390	1:39.943 (3)	78.52	0.411	11:58:32.084
4 -	57.693	41.839	1:39.532 (1)	78.84		12:00:11.616
5 -	57.681	42.184	1:39.865 (2)	78.58	0.333	12:01:51.481

P6 4		Jake POVAH		Suzuki - www.78plate.com		
IDEAL LAP TIME : 1:40.792		BEST LAP TIME : 1:40.796		DIFFERENCE : 0.004		
LAP	SECTOR 1	SECTOR 2	LAP TIME	MPH	DIFF	TIME OF DAY
1 -		42.412	1:46.629	73.60	5.833	11:55:10.762
2 -	58.716	42.613	1:41.329 (3)	77.45	0.533	11:56:52.091
3 -	59.153	42.168	1:41.321 (2)	77.45	0.525	11:58:33.412
4 -	58.624	42.172	1:40.796 (1)	77.86		12:00:14.208
5 -	59.190	42.374	1:41.564	77.27	0.768	12:01:55.772

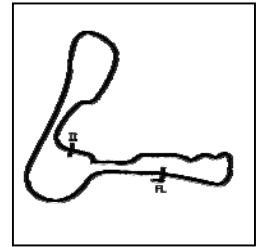
Weather / Track : Bright / Dry

Cadwell Park
Circuit Length = 2.1800 miles
Start: 11:53 Flag 12:01 End: 12:03

BMCRC - MRO Championships 2019 - Rnd 7 @ Cadwell Park

MRO Minitwins & BMCRC Rookie Minitwins

RACE 1 - SECTOR ANALYSIS



SECTOR 1 = FL to I1, SECTOR 2 = I1 to FL, DIFF = Difference To Personal Best Lap, P = Crossed Finish Line in Pit Lane, D = Time Disallowed

P7 17 R		Tommy DOWNES		Suzuki - Ray Gnarley/ MoreMoto		
IDEAL LAP TIME : 1:41.489		BEST LAP TIME : 1:41.550		DIFFERENCE : 0.061		
LAP	SECTOR 1	SECTOR 2	LAP TIME	MPH	DIFF	TIME OF DAY
1 -		42.782	1:47.425	73.05	5.875	11:55:11.558
2 -	58.915	42.661	1:41.576 (2)	77.26	0.026	11:56:53.134
3 -	58.882	42.886	1:41.768 (3)	77.11	0.218	11:58:34.902
4 -	58.943	42.607	1:41.550 (1)	77.28		12:00:16.452
5 -	59.637	43.122	1:42.759	76.37	1.209	12:01:59.211

P8 19		Kevin LILLEY		Suzuki - Trafalgar Cleaning Eqpt. / Vanson Leathers		
IDEAL LAP TIME : 1:41.702		BEST LAP TIME : 1:41.778		DIFFERENCE : 0.076		
LAP	SECTOR 1	SECTOR 2	LAP TIME	MPH	DIFF	TIME OF DAY
1 -		43.415	1:49.854	71.44	8.076	11:55:13.987
2 -	59.064	43.148	1:42.212	76.78	0.434	11:56:56.199
3 -	59.130	42.898	1:42.028 (3)	76.92	0.250	11:58:38.227
4 -	58.929	42.849	1:41.778 (1)	77.10		12:00:20.005
5 -	58.853	42.936	1:41.789 (2)	77.10	0.011	12:02:01.794

P9 58		Stacey KILLWORTH		Suzuki - BK/Everns		
IDEAL LAP TIME : 1:41.754		BEST LAP TIME : 1:41.754		DIFFERENCE : 0.000		
LAP	SECTOR 1	SECTOR 2	LAP TIME	MPH	DIFF	TIME OF DAY
1 -		43.279	1:48.627	72.24	6.873	11:55:12.760
2 -	59.151	42.603	1:41.754 (1)	77.12		11:56:54.514
3 -	59.481	42.672	1:42.153 (2)	76.82	0.399	11:58:36.667
4 -	59.425	42.781	1:42.206 (3)	76.78	0.452	12:00:18.873
5 -	59.585	43.462	1:43.047	76.16	1.293	12:02:01.920

P10 95 R		John REYNOLDS		Suzuki - Fins Motorcycles		
IDEAL LAP TIME : 1:41.689		BEST LAP TIME : 1:41.689		DIFFERENCE : 0.000		
LAP	SECTOR 1	SECTOR 2	LAP TIME	MPH	DIFF	TIME OF DAY
1 -		43.536	1:50.925	70.75	9.236	11:55:15.058
2 -	59.891	42.527	1:42.418 (3)	76.62	0.729	11:56:57.476
3 -	59.293	42.396	1:41.689 (1)	77.17		11:58:39.165
4 -	59.296	42.731	1:42.027 (2)	76.92	0.338	12:00:21.192
5 -	59.630	42.904	1:42.534	76.54	0.845	12:02:03.726

P11 84		Ricardo BRANCO		Suzuki - IMP Racing		
IDEAL LAP TIME : 1:43.117		BEST LAP TIME : 1:44.219		DIFFERENCE : 1.102		
LAP	SECTOR 1	SECTOR 2	LAP TIME	MPH	DIFF	TIME OF DAY
1 -		43.788	1:50.949	70.73	6.730	11:55:15.082
2 -	1:00.722	43.750	1:44.472 (3)	75.12	0.253	11:56:59.554
3 -	1:00.767	44.325	1:45.092	74.67	0.873	11:58:44.646
4 -	1:01.231	43.199	1:44.430 (2)	75.15	0.211	12:00:29.076
5 -	59.918	44.301	1:44.219 (1)	75.30		12:02:13.295

P12 13		Wil GREEN		Suzuki - Faith Fueled Racing		
IDEAL LAP TIME : 1:43.282		BEST LAP TIME : 1:43.507		DIFFERENCE : 0.225		
LAP	SECTOR 1	SECTOR 2	LAP TIME	MPH	DIFF	TIME OF DAY
1 -		44.225	1:52.131	69.98	8.624	11:55:16.264
2 -	59.946	43.902	1:43.848 (2)	75.57	0.341	11:57:00.112
3 -	1:00.511	44.579	1:45.090	74.67	1.583	11:58:45.202
4 -	1:00.171	43.336	1:43.507 (1)	75.82		12:00:28.709
5 -	1:00.548	44.292	1:44.840 (3)	74.85	1.333	12:02:13.549

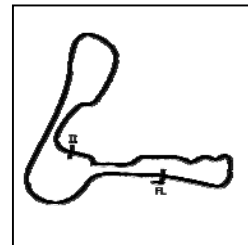
Weather / Track : Bright / Dry

Cadwell Park
Circuit Length = 2.1800 miles
Start: 11:53 Flag 12:01 End: 12:03

BMCRC - MRO Championships 2019 - Rnd 7 @ Cadwell Park

MRO Minitwins & BMCRC Rookie Minitwins

RACE 1 - SECTOR ANALYSIS



SECTOR 1 = FL to I1, SECTOR 2 = I1 to FL, DIFF = Difference To Personal Best Lap, P = Crossed Finish Line in Pit Lane, D = Time Disallowed

P13 45		Tom STEVENS		Suzuki -		
IDEAL LAP TIME : 1:44.869		BEST LAP TIME : 1:45.012		DIFFERENCE : 0.143		
LAP	SECTOR 1	SECTOR 2	LAP TIME	MPH	DIFF	TIME OF DAY
1 -		44.462	1:52.520	69.74	7.508	11:55:16.653
2 -	1:00.776	44.236	1:45.012 (1)	74.73		11:57:01.665
3 -	1:00.801	44.534	1:45.335 (3)	74.50	0.323	11:58:47.000
4 -	1:00.801	44.628	1:45.429	74.43	0.417	12:00:32.429
5 -	1:00.633	44.607	1:45.240 (2)	74.57	0.228	12:02:17.669

P14 124 R		Jamie PATRICK		Suzuki - Avonside Group Serviced		
IDEAL LAP TIME : 1:44.698		BEST LAP TIME : 1:45.056		DIFFERENCE : 0.358		
LAP	SECTOR 1	SECTOR 2	LAP TIME	MPH	DIFF	TIME OF DAY
1 -		44.971	1:54.865	68.32	9.809	11:55:18.998
2 -	1:01.746	44.657	1:46.403 (3)	73.75	1.347	11:57:05.401
3 -	1:02.020	44.601	1:46.621	73.60	1.565	11:58:52.022
4 -	1:00.879	44.304	1:45.183 (2)	74.61	0.127	12:00:37.205
5 -	1:01.237	43.819	1:45.056 (1)	74.70		12:02:22.261

P15 88 R		Michael NOAH		Suzuki -		
IDEAL LAP TIME : 1:45.940		BEST LAP TIME : 1:45.940		DIFFERENCE : 0.000		
LAP	SECTOR 1	SECTOR 2	LAP TIME	MPH	DIFF	TIME OF DAY
1 -		44.674	1:53.625	69.06	7.685	11:55:17.758
2 -	1:01.685	44.255	1:45.940 (1)	74.08		11:57:03.698
3 -	1:01.692	44.376	1:46.068 (2)	73.99	0.128	11:58:49.766
4 -	1:01.946	44.573	1:46.519 (3)	73.67	0.579	12:00:36.285
5 -	1:02.399	44.583	1:46.982	73.35	1.042	12:02:23.267

P16 46		Jeff MORRIS		Suzuki -		
IDEAL LAP TIME : 1:45.727		BEST LAP TIME : 1:45.727		DIFFERENCE : 0.000		
LAP	SECTOR 1	SECTOR 2	LAP TIME	MPH	DIFF	TIME OF DAY
1 -		45.041	1:54.493	68.54	8.766	11:55:18.626
2 -	1:01.665	44.874	1:46.539 (2)	73.66	0.812	11:57:05.165
3 -	1:00.984	44.743	1:45.727 (1)	74.22		11:58:50.892
4 -	1:01.610	45.783	1:47.393	73.07	1.666	12:00:38.285
5 -	1:01.947	44.843	1:46.790 (3)	73.49	1.063	12:02:25.075

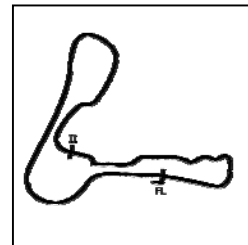
P17 171		Colin CLUNE		Suzuki -		
IDEAL LAP TIME : 1:46.194		BEST LAP TIME : 1:46.300		DIFFERENCE : 0.106		
LAP	SECTOR 1	SECTOR 2	LAP TIME	MPH	DIFF	TIME OF DAY
1 -		44.988	1:54.120	68.76	7.820	11:55:18.253
2 -	1:01.560	44.942	1:46.502 (2)	73.68	0.202	11:57:04.755
3 -	1:02.050	45.005	1:47.055 (3)	73.30	0.755	11:58:51.810
4 -	1:02.356	44.964	1:47.320	73.12	1.020	12:00:39.130
5 -	1:01.666	44.634	1:46.300 (1)	73.82		12:02:25.430

P18 0		Luke STANLEY		Suzuki - Urban Race Tribe		
IDEAL LAP TIME : 1:48.340		BEST LAP TIME : 1:48.571		DIFFERENCE : 0.231		
LAP	SECTOR 1	SECTOR 2	LAP TIME	MPH	DIFF	TIME OF DAY
1 -		45.354	1:56.842	67.16	8.271	11:55:20.975
2 -	1:03.241	45.330	1:48.571 (1)	72.28		11:57:09.546
3 -	1:03.854	45.326	1:49.180	71.88	0.609	11:58:58.726
4 -	1:03.498	45.213	1:48.711 (3)	72.19	0.140	12:00:47.437
5 -	1:03.586	45.099	1:48.685 (2)	72.20	0.114	12:02:36.122

BMCRC - MRO Championships 2019 - Rnd 7 @ Cadwell Park

MRO Minitwins & BMCRC Rookie Minitwins

RACE 1 - SECTOR ANALYSIS



SECTOR 1 = FL to I1, SECTOR 2 = I1 to FL, DIFF = Difference To Personal Best Lap, P = Crossed Finish Line in Pit Lane, D = Time Disallowed

P19 611 R		David CURTIS		Kawasaki - CSS/The wife		
IDEAL LAP TIME : 1:48.047		BEST LAP TIME : 1:48.440		DIFFERENCE : 0.393		
LAP	SECTOR 1	SECTOR 2	LAP TIME	MPH	DIFF	TIME OF DAY
1 -		45.142	1:57.083	67.02	8.643	11:55:21.216
2 -	1:03.288	45.224	1:48.512 (3)	72.32	0.072	11:57:09.728
3 -	1:03.005	45.435	1:48.440 (1)	72.37		11:58:58.168
4 -	1:04.468	45.185	1:49.653	71.57	1.213	12:00:47.821
5 -	1:03.465	45.042	1:48.507 (2)	72.32	0.067	12:02:36.328

P20 61		Jordan KILLWORTH		Suzuki -		
IDEAL LAP TIME : 1:49.247		BEST LAP TIME : 1:49.661		DIFFERENCE : 0.414		
LAP	SECTOR 1	SECTOR 2	LAP TIME	MPH	DIFF	TIME OF DAY
1 -		46.436	1:59.972	65.41	10.311	11:55:24.105
2 -	1:04.164	46.844	1:51.008	70.69	1.347	11:57:15.113
3 -	1:04.238	45.707	1:49.945 (2)	71.38	0.284	11:59:05.058
4 -	1:03.540	46.121	1:49.661 (1)	71.56		12:00:54.719
5 -	1:04.151	46.767	1:50.918 (3)	70.75	1.257	12:02:45.637

P21 40 R		Simon WILKINSON		Suzuki - S P Wilkinson Engineering Ltd		
IDEAL LAP TIME : 1:50.566		BEST LAP TIME : 1:50.799		DIFFERENCE : 0.233		
LAP	SECTOR 1	SECTOR 2	LAP TIME	MPH	DIFF	TIME OF DAY
1 -		46.465	1:59.175	65.85	8.376	11:55:23.308
2 -	1:04.511	46.508	1:51.019 (2)	70.69	0.220	11:57:14.327
3 -	1:05.224	46.538	1:51.762	70.22	0.963	11:59:06.089
4 -	1:04.744	46.055	1:50.799 (1)	70.83		12:00:56.888
5 -	1:04.804	46.218	1:51.022 (3)	70.68	0.223	12:02:47.910

P22 194 R		Simon GARDNER		Kawasaki - Utllergy		
IDEAL LAP TIME : 1:51.341		BEST LAP TIME : 1:51.599		DIFFERENCE : 0.258		
LAP	SECTOR 1	SECTOR 2	LAP TIME	MPH	DIFF	TIME OF DAY
1 -		47.061	2:01.253	64.72	9.654	11:55:25.386
2 -	1:04.425	47.905	1:52.330	69.86	0.731	11:57:17.716
3 -	1:04.624	46.975	1:51.599 (1)	70.32		11:59:09.315
4 -	1:04.882	47.191	1:52.073 (3)	70.02	0.474	12:01:01.388
5 -	1:05.013	46.916	1:51.929 (2)	70.11	0.330	12:02:53.317

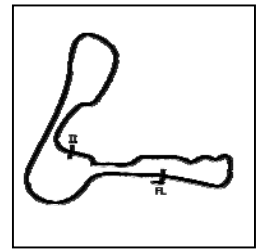
P23 159		Benn RIDGWELL		Suzuki - Ridgely Racing		
IDEAL LAP TIME : 1:51.294		BEST LAP TIME : 1:51.663		DIFFERENCE : 0.369		
LAP	SECTOR 1	SECTOR 2	LAP TIME	MPH	DIFF	TIME OF DAY
1 -		47.773	2:00.982	64.86	9.319	11:55:25.115
2 -	1:04.263	47.897	1:52.160 (2)	69.97	0.497	11:57:17.275
3 -	1:05.350	47.233	1:52.583	69.70	0.920	11:59:09.858
4 -	1:04.624	47.039	1:51.663 (1)	70.28		12:01:01.521
5 -	1:05.440	47.031	1:52.471 (3)	69.77	0.808	12:02:53.992

P24 199		Michael FROST		Suzuki -		
IDEAL LAP TIME : 1:51.384		BEST LAP TIME : 1:51.384		DIFFERENCE : 0.000		
LAP	SECTOR 1	SECTOR 2	LAP TIME	MPH	DIFF	TIME OF DAY
1 -		47.579	2:01.933	64.36	10.549	11:55:26.066
2 -	1:04.779	47.107	1:51.886 (2)	70.14	0.502	11:57:17.952
3 -	1:05.199	47.140	1:52.339 (3)	69.86	0.955	11:59:10.291
4 -	1:04.660	46.724	1:51.384 (1)	70.45		12:01:01.675
5 -	1:05.272	47.945	1:53.217	69.31	1.833	12:02:54.892

BMCRC - MRO Championships 2019 - Rnd 7 @ Cadwell Park

MRO Minitwins & BMCRC Rookie Minitwins

RACE 1 - SECTOR ANALYSIS



SECTOR 1 = FL to I1, SECTOR 2 = I1 to FL, DIFF = Difference To Personal Best Lap, P = Crossed Finish Line in Pit Lane, D = Time Disallowed

P25 51		Andrew DURANT		Suzuki -		
IDEAL LAP TIME : 1:51.519		BEST LAP TIME : 1:51.833		DIFFERENCE : 0.314		
LAP	SECTOR 1	SECTOR 2	LAP TIME	MPH	DIFF	TIME OF DAY
1 -		47.467	2:02.694	63.96	10.861	11:55:26.827
2 -	1:05.754	47.383	1:53.137	69.36	1.304	11:57:19.964
3 -	1:05.040	47.064	1:52.104 (3)	70.00	0.271	11:59:12.068
4 -	1:04.617	47.316	1:51.933 (2)	70.11	0.100	12:01:04.001
5 -	1:04.455	47.378	1:51.833 (1)	70.17		12:02:55.834

P26 152		Jason ALLEN		Suzuki -		
IDEAL LAP TIME : 1:51.098		BEST LAP TIME : 1:51.607		DIFFERENCE : 0.509		
LAP	SECTOR 1	SECTOR 2	LAP TIME	MPH	DIFF	TIME OF DAY
1 -		46.893	2:03.205	63.69	11.598	11:55:27.338
2 -	1:04.205	47.402	1:51.607 (1)	70.31		11:57:18.945
3 -	1:04.545	47.845	1:52.390 (3)	69.82	0.783	11:59:11.335
4 -	1:04.835	46.958	1:51.793 (2)	70.20	0.186	12:01:03.128
5 -	1:04.435	48.398	1:52.833	69.55	1.226	12:02:55.961

P27 126		Damien LECHAUVE		Suzuki -		
IDEAL LAP TIME : 1:53.539		BEST LAP TIME : 1:53.601		DIFFERENCE : 0.062		
LAP	SECTOR 1	SECTOR 2	LAP TIME	MPH	DIFF	TIME OF DAY
1 -		48.344	2:06.217	62.17	12.616	11:55:30.350
2 -	1:06.710	49.306	1:56.016	67.64	2.415	11:57:26.366
3 -	1:05.638	47.963	1:53.601 (1)	69.08		11:59:19.967
4 -	1:05.715	47.901	1:53.616 (2)	69.07	0.015	12:01:13.583
5 -	1:06.111	47.935	1:54.046 (3)	68.81	0.445	12:03:07.629

P28 29 R		Hayden KILLWORTH		Suzuki - BK Racing		
IDEAL LAP TIME : 1:52.847		BEST LAP TIME : 1:53.100		DIFFERENCE : 0.253		
LAP	SECTOR 1	SECTOR 2	LAP TIME	MPH	DIFF	TIME OF DAY
1 -		48.879	2:07.955	61.33	14.855	11:55:32.088
2 -	1:06.687	48.524	1:55.211	68.11	2.111	11:57:27.299
3 -	1:06.073	47.027	1:53.100 (1)	69.39		11:59:20.399
4 -	1:05.820	47.492	1:53.312 (2)	69.26	0.212	12:01:13.711
5 -	1:06.339	47.829	1:54.168 (3)	68.74	1.068	12:03:07.879

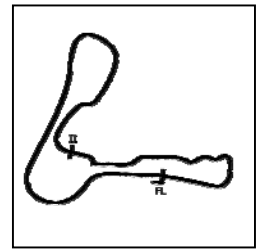
P29 43		Robert DAVIE		Suzuki -		
IDEAL LAP TIME : 1:52.481		BEST LAP TIME : 1:52.481		DIFFERENCE : 0.000		
LAP	SECTOR 1	SECTOR 2	LAP TIME	MPH	DIFF	TIME OF DAY
1 -		48.944	2:07.384	61.60	14.903	11:55:31.517
2 -	1:06.199	49.106	1:55.305 (3)	68.06	2.824	11:57:26.822
3 -	1:07.205	48.207	1:55.412	68.00	2.931	11:59:22.234
4 -	1:05.620	47.820	1:53.440 (2)	69.18	0.959	12:01:15.674
5 -	1:04.981	47.500	1:52.481 (1)	69.77		12:03:08.155

P30 60 R		Alan HENSBY		Suzuki -		
IDEAL LAP TIME : 1:54.841		BEST LAP TIME : 1:55.671		DIFFERENCE : 0.830		
LAP	SECTOR 1	SECTOR 2	LAP TIME	MPH	DIFF	TIME OF DAY
1 -		49.088	2:06.051	62.26	10.380	11:55:30.184
2 -	1:06.597	49.237	1:55.834 (3)	67.75	0.163	11:57:26.018
3 -	1:07.295	48.474	1:55.769 (2)	67.79	0.098	11:59:21.787
4 -	1:07.427	48.244	1:55.671 (1)	67.84		12:01:17.458
5 -	1:08.302	48.948	1:57.250	66.93	1.579	12:03:14.708

BMCRC - MRO Championships 2019 - Rnd 7 @ Cadwell Park

MRO Minitwins & BMCRC Rookie Minitwins

RACE 1 - SECTOR ANALYSIS



SECTOR 1 = FL to I1, SECTOR 2 = I1 to FL, DIFF = Difference To Personal Best Lap, P = Crossed Finish Line in Pit Lane, D = Time Disallowed

P31 50		Adam RIDGWELL		Suzuki - Ridgely Racing		
IDEAL LAP TIME : 1:56.189		BEST LAP TIME : 1:56.189		DIFFERENCE : 0.000		
LAP	SECTOR 1	SECTOR 2	LAP TIME	MPH	DIFF	TIME OF DAY
1 -		49.118	2:05.688	62.44	9.499	11:55:29.821
2 -	1:08.991	49.669	1:58.660	66.13	2.471	11:57:28.481
3 -	1:07.703	49.539	1:57.242 (2)	66.93	1.053	11:59:25.723
4 -	1:08.248	49.143	1:57.391 (3)	66.85	1.202	12:01:23.114
5 -	1:07.234	48.955	1:56.189 (1)	67.54		12:03:19.303

P32 70 R		Vanessa GILLAM		Suzuki - No More Straps		
IDEAL LAP TIME : 2:01.351		BEST LAP TIME : 2:01.873		DIFFERENCE : 0.522		
LAP	SECTOR 1	SECTOR 2	LAP TIME	MPH	DIFF	TIME OF DAY
1 -		51.893	2:16.531	57.48	14.658	11:55:40.664
2 -	1:11.296	50.577	2:01.873 (1)	64.39		11:57:42.537
3 -	1:10.774	51.267	2:02.041 (2)	64.30	0.168	11:59:44.578
4 -	1:12.016	51.400	2:03.416 (3)	63.59	1.543	12:01:47.994

P33 133 R		James CASARETO		Suzuki -		
IDEAL LAP TIME : 2:03.878		BEST LAP TIME : 2:04.254		DIFFERENCE : 0.376		
LAP	SECTOR 1	SECTOR 2	LAP TIME	MPH	DIFF	TIME OF DAY
1 -		51.829	2:12.736	59.12	8.482	11:55:36.869
2 -	1:13.378	51.441	2:04.819 (3)	62.87	0.565	11:57:41.688
3 -	1:13.325	51.020	2:04.345 (2)	63.11	0.091	11:59:46.033
4 -	1:12.858	51.396	2:04.254 (1)	63.16		12:01:50.287

P34 20 R		Steve MALE		Suzuki - ATB Racing		
IDEAL LAP TIME : 2:09.241		BEST LAP TIME : 2:09.716		DIFFERENCE : 0.475		
LAP	SECTOR 1	SECTOR 2	LAP TIME	MPH	DIFF	TIME OF DAY
1 -		55.116	2:19.520	56.25	9.804	11:55:43.653
2 -	1:15.195	54.917	2:10.112 (2)	60.31	0.396	11:57:53.765
3 -	1:15.670	54.046	2:09.716 (1)	60.50		12:00:03.481
4 -	1:15.598	56.035	2:11.633 (3)	59.62	1.917	12:02:15.114

BMCRC - MRO Championships 2019 - Rnd 7 @ Cadwell Park

MRO Minitwins & BMCRC Rookie Minitwins

RACE 1 - BEST SECTORS

		SECTOR 1		SECTOR 2		IDEAL / BEST COMPARISON						
POS	NO	NAME	TIME	NO	NAME	TIME	POS	NO	NAME	IDEAL	BEST	DIFF
									PERFECT LAP	1:38.279		
1	78	POVAH	57.234	74	SINGLETON	41.045	1	74	SINGLETON	1:38.456	1:38.522	0.066
2	74	SINGLETON	57.411	26	DAVIES	41.177	2	26	DAVIES	1:38.593	1:38.607	0.014
3	26	DAVIES	57.416	78	POVAH	41.397	3	78	POVAH	1:38.631	1:38.680	0.049
4	184	TWYFORD	57.553	232	WETHERELL	41.495	4	184	TWYFORD	1:39.392	1:39.532	0.140
5	232	WETHERELL	58.091	184	TWYFORD	41.839	5	232	WETHERELL	1:39.586	1:39.771	0.185
6	4	POVAH	58.624	4	POVAH	42.168	6	4	POVAH	1:40.792	1:40.796	0.004
7	19	LILLEY	58.853	95	REYNOLDS	42.396	7	17	DOWNES	1:41.489	1:41.550	0.061
8	17	DOWNES	58.882	58	KILLWORTH	42.603	8	95	REYNOLDS	1:41.689	1:41.689	0.000
9	58	KILLWORTH	59.151	17	DOWNES	42.607	9	19	LILLEY	1:41.702	1:41.778	0.076
10	95	REYNOLDS	59.293	19	LILLEY	42.849	10	58	KILLWORTH	1:41.754	1:41.754	0.000
11	84	BRANCO	59.918	84	BRANCO	43.199	11	84	BRANCO	1:43.117	1:44.219	1.102
12	13	GREEN	59.946	13	GREEN	43.336	12	13	GREEN	1:43.282	1:43.507	0.225
13	45	STEVENS	1:00.633	124	PATRICK	43.819	13	124	PATRICK	1:44.698	1:45.056	0.358
14	124	PATRICK	1:00.879	45	STEVENS	44.236	14	45	STEVENS	1:44.869	1:45.012	0.143
15	46	MORRIS	1:00.984	88	NOAH	44.255	15	46	MORRIS	1:45.727	1:45.727	0.000
16	171	CLUNE	1:01.560	171	CLUNE	44.634	16	88	NOAH	1:45.940	1:45.940	0.000
17	88	NOAH	1:01.685	46	MORRIS	44.743	17	171	CLUNE	1:46.194	1:46.300	0.106
18	611	CURTIS	1:03.005	611	CURTIS	45.042	18	611	CURTIS	1:48.047	1:48.440	0.393
19	0	STANLEY	1:03.241	0	STANLEY	45.099	19	0	STANLEY	1:48.340	1:48.571	0.231
20	61	KILLWORTH	1:03.540	61	KILLWORTH	45.707	20	61	KILLWORTH	1:49.247	1:49.661	0.414
21	152	ALLEN	1:04.205	40	WILKINSON	46.055	21	40	WILKINSON	1:50.566	1:50.799	0.233
22	159	RIDGWELL	1:04.263	199	FROST	46.724	22	152	ALLEN	1:51.098	1:51.607	0.509
23	194	GARDNER	1:04.425	152	ALLEN	46.893	23	159	RIDGWELL	1:51.294	1:51.663	0.369
24	51	DURANT	1:04.455	194	GARDNER	46.916	24	194	GARDNER	1:51.341	1:51.599	0.258
25	40	WILKINSON	1:04.511	29	KILLWORTH	47.027	25	199	FROST	1:51.384	1:51.384	0.000
26	199	FROST	1:04.660	159	RIDGWELL	47.031	26	51	DURANT	1:51.519	1:51.833	0.314
27	43	DAVIE	1:04.981	51	DURANT	47.064	27	43	DAVIE	1:52.481	1:52.481	0.000
28	126	LECHAUVE	1:05.638	43	DAVIE	47.500	28	29	KILLWORTH	1:52.847	1:53.100	0.253
29	29	KILLWORTH	1:05.820	126	LECHAUVE	47.901	29	126	LECHAUVE	1:53.539	1:53.601	0.062
30	60	HENSBY	1:06.597	60	HENSBY	48.244	30	60	HENSBY	1:54.841	1:55.671	0.830
31	50	RIDGWELL	1:07.234	50	RIDGWELL	48.955	31	50	RIDGWELL	1:56.189	1:56.189	0.000
32	70	GILLAM	1:10.774	70	GILLAM	50.577	32	70	GILLAM	2:01.351	2:01.873	0.522
33	133	CASARETO	1:12.858	133	CASARETO	51.020	33	133	CASARETO	2:03.878	2:04.254	0.376
34	20	MALE	1:15.195	20	MALE	54.046	34	20	MALE	2:09.241	2:09.716	0.475

Weather / Track : Bright / Dry

Results can be found at www.tsl-timing.com

Cadwell Park

Circuit Length = 2.1800 miles

Start: 11:53 Flag 12:01 End: 12:03

Printed - 12:04 Saturday, 03 August 2019

BMCRC - MRO Championships 2019 - Rnd 7 @ Cadwell Park



MRO Minitwins & BMCRC Rookie Minitwins

RACE 11 - GRID (7 Laps)

ROW 13	37	417	Thomas CORTHORN WEST	1		1										
ROW 12			2:09.716	34	20	Steve MALE	35	9	Mark TAYLOR	36	146	Simon GATES				
ROW 11			1:56.189	31	50	Adam RIDGWELL		2:01.873	32	70	Vanessa GILLAM		2:04.254	33	133	James CASARETO
ROW 10			1:53.100	28	29	Hayden KILLWORTH		1:53.601	29	126	Damien LECHAUVE		1:55.671	30	60	Alan HENSBY
ROW 9			1:51.663	25	159	Benn RIDGWELL		1:51.833	26	51	Andrew DURANT		1:52.481	27	43	Robert DAVIE
ROW 8			1:51.384	22	199	Michael FROST		1:51.599	23	194	Simon GARDNER		1:51.607	24	152	Jason ALLEN
ROW 7			1:48.571	19	0	Luke STANLEY		1:49.661	20	61	Jordan KILLWORTH		1:50.799	21	40	Simon WILKINSON
ROW 6			1:45.940	16	88	Michael NOAH		1:46.300	17	171	Colin CLUNE		1:48.440	18	611	David CURTIS
ROW 5			1:45.012	13	45	Tom STEVENS		1:45.056	14	124	Jamie PATRICK		1:45.727	15	46	Jeff MORRIS
ROW 4			1:41.778	10	19	Kevin LILLEY		1:43.507	11	13	Wil GREEN		1:44.219	12	84	Ricardo BRANCO
ROW 3			1:41.550	7	17	Tommy DOWNES		1:41.689	8	95	John REYNOLDS		1:41.754	9	58	Stacey KILLWORTH
ROW 2			1:39.532	4	184	David TWYFORD		1:39.771	5	232	Matt WETHERELL		1:40.796	6	4	Jake POVAH
ROW 1			1:38.522	1	74	Daniel SINGLETON		1:38.607	2	26	Glynn DAVIES		1:38.680	3	78	Keith POVAH
			Pole													

Cadwell Park
Circuit Length = 2.1800 miles

These results are provisional until the conclusion of any judicial and technical matters.

Clerk Of Course :	Steward :	Timekeeper :

Results can be found at www.tsl-timing.com

Printed - 12:06 Saturday, 03 August 2019



BMCRC - MRO Championships 2019 - Rnd 7 @ Cadwell Park



MRO Minitwins & BMCRC Rookie Minitwins

RACE 11 - CLASSIFICATION

POS	NO	CL	PIC NAME	ENTRY	LAPS	TIME	GAP	DIFF	MPH	BEST	ON
1	74		Daniel SINGLETON	Suzuki - Bambino Developments Racing	5	8:22.825			78.03	1:39.124	3
2	26		Glynn DAVIES	Suzuki -	5	8:23.103	0.278	0.278	77.99	1:39.221	4
3	78		Keith POVAH	Suzuki - 78Plate.com Screenprinting/@crap.sack	5	8:23.548	0.723	0.445	77.92	1:39.335	4
4	184		David TWYFORD	Suzuki -	5	8:25.557	2.732	2.009	77.61	1:39.218	3
5	232	R	Matt WETHERELL	Suzuki - MSG Racing/Lamonde.com/FWR Tyres	5	8:29.882	7.057	4.325	76.95	1:40.475	2
6	4		Jake POVAH	Suzuki - www.78plate.com	5	8:30.047	7.222	0.165	76.93	1:40.186	2
7	17	R	Tommy DOWNES	Suzuki - Ray Gnarley/ MoreMoto	5	8:41.344	18.519	11.297	75.26	1:42.360	2
8	58		Stacey KILLWORTH	Suzuki - BK/Everns	5	8:41.762	18.937	0.418	75.20	1:42.212	2
9	19		Kevin LILLEY	Suzuki - Trafalgar Cleaning Eqpt. / Vanson Leathers	5	8:42.555	19.730	0.793	75.09	1:42.014	4
10	13		Wil GREEN	Suzuki - Faith Fueled Racing	5	8:45.746	22.921	3.191	74.63	1:42.273	3
11	45		Tom STEVENS	Suzuki -	5	8:51.853	29.028	6.107	73.78	1:43.706	3
12	84		Ricardo BRANCO	Suzuki - IMP Racing	5	8:54.167	31.342	2.314	73.46	1:45.190	3
13	46		Jeff MORRIS	Suzuki -	5	8:56.874	34.049	2.707	73.09	1:45.279	2
14	88	R	Michael NOAH	Suzuki -	5	9:04.978	42.153	8.104	72.00	1:46.310	3
15	171		Colin CLUNE	Suzuki -	5	9:05.027	42.202	0.049	71.99	1:46.459	4
16	611	R	David CURTIS	Kawasaki - CSS/The wife	5	9:06.090	43.265	1.063	71.85	1:46.695	4
17	0		Luke STANLEY	Suzuki - Urban Race Tribe	5	9:10.682	47.857	4.592	71.25	1:48.351	2
18	95	R	John REYNOLDS	Suzuki - Fins Motorcycles	5	9:21.200	58.375	10.518	69.92	1:45.750	5
19	61		Jordan KILLWORTH	Suzuki -	5	9:24.056	1:01.231	2.856	69.56	1:50.235	3
20	29	R	Hayden KILLWORTH	Suzuki - BK Racing	5	9:26.681	1:03.856	2.625	69.24	1:50.437	5
21	159		Benn RIDGWELL	Suzuki - Ridgely Racing	5	9:29.840	1:07.015	3.159	68.86	1:51.134	2
22	194	R	Simon GARDNER	Kawasaki - Utilergy	5	9:34.481	1:11.656	4.641	68.30	1:51.742	5
23	199		Michael FROST	Suzuki -	5	9:35.724	1:12.899	1.243	68.15	1:53.123	2
24	126		Damien LECHAUVE	Suzuki -	5	9:35.918	1:13.093	0.194	68.13	1:52.515	5
25	152		Jason ALLEN	Suzuki -	5	9:36.374	1:13.549	0.456	68.08	1:52.527	2
26	51		Andrew DURANT	Suzuki -	5	9:44.013	1:21.188	7.639	67.19	1:53.426	2
27	417	R	Thomas CORTHORN WEST	Suzuki -	5	9:52.065	1:29.240	8.052	66.27	1:54.522	5
28	43		Robert DAVIE	Suzuki -	5	9:52.542	1:29.717	0.477	66.22	1:51.873	5
29	60	R	Alan HENSBY	Suzuki -	5	9:59.934	1:37.109	7.392	65.40	1:57.201	3
30	50		Adam RIDGWELL	Suzuki - Ridgely Racing	5	10:00.177	1:37.352	0.243	65.38	1:57.875	4
31	70	R	Vanessa GILLAM	Suzuki - No More Straps	4	8:23.106	1 Lap	1 Lap	62.39	2:03.020	4
32	133	R	James CASARETO	Suzuki -	4	8:29.007	1 Lap	5.901	61.67	2:04.225	2
33	20	R	Steve MALE	Suzuki - ATB Racing	4	8:56.065	1 Lap	27.058	58.56	2:11.181	4

NOT CLASSIFIED

DNF	124	R	Jamie PATRICK	Suzuki - Avonside Group Serviced	3	5:27.573	2 Laps	1 Lap	71.87	1:46.136	3
DNF	40	R	Simon WILKINSON	Suzuki - S P Wilkinson Engineering Ltd	3	5:48.880	2 Laps	21.307	67.48	1:52.462	2

FASTEST LAP

74			Daniel SINGLETON	Suzuki - Bambino Developments Racing	3	1:39.124			79.17 mph	127.41 kph
232	R		Matt WETHERELL	Suzuki - MSG Racing/Lamonde.com/FWR Tyres	2	1:40.475			78.10 mph	125.70 kph

Class - 92.5% of Race Speed = 72.17 mph
 Class R - 92.5% of Race Speed = 71.17 mph

Cadwell Park
 Circuit Length = 2.1800 miles
 Start: 16:37 Flag 16:46 End: 16:48

Weather / Track : Cloudy / Drying
 These results are provisional until the conclusion of any judicial and technical matters.

Clerk Of Course :	Steward :	Timekeeper :
-------------------	-----------	--------------

Results can be found at www.tsl-timing.com

Printed - 16:49 Saturday, 03 August 2019



BMCRC - MRO Championships 2019 - Rnd 7 @ Cadwell Park

MRO Minitwins & BMCRC Rookie Minitwins

RACE 11 - LAP CHART

LAP 1 @ 16:39:27.876

NO	BEHIND	LAP TIME
74		1:44.423
78	0.310	1:44.733
26	0.396	1:44.819
184	1.648	1:46.071
4	2.197	1:46.620
232	2.803	1:47.226
58	4.295	1:48.718
17	5.513	1:49.936
84	7.395	1:51.818
13	8.012	1:52.435
19	8.037	1:52.460
45	8.371	1:52.794
46	9.083	1:53.506
88	10.123	1:54.546
124	10.352	1:54.775
0	11.991	1:56.414
171	12.130	1:56.553
611	12.589	1:57.012
159	15.474	1:59.897
61	16.015	2:00.438
199	17.231	2:01.654
29	17.734	2:02.157
40	18.388	2:02.811
194	18.614	2:03.037
152	18.983	2:03.406
126	19.767	2:04.190
51	20.508	2:04.931
50	21.952	2:06.375
60	22.498	2:06.921
417	23.537	2:07.960
43	24.512	2:08.935
95	24.761	2:09.184
70	28.788	2:13.211
133	29.869	2:14.292
20	35.593	2:20.016

LAP 2 @ 16:41:07.800

NO	BEHIND	LAP TIME
74		1:39.924
78	0.219	1:39.833
26	0.407	1:39.935
184	1.509	1:39.785
4	2.459	1:40.186
232	3.354	1:40.475
58	6.583	1:42.212
17	7.949	1:42.360
19	11.019	1:42.906
13	11.939	1:43.851
45	13.344	1:44.897
84	13.529	1:46.058
46	14.438	1:45.279
88	16.853	1:46.654
124	17.090	1:46.662
0	20.418	1:48.351
171	20.716	1:48.510
611	21.168	1:48.503
159	26.684	1:51.134
61	27.418	1:51.327
29	28.928	1:51.118
199	30.430	1:53.123
40	30.926	1:52.462
194	31.291	1:52.601

152 31.586 1:52.527

126 32.402 1:52.559

51 34.010 1:53.426

95 36.600 1:51.763

417 39.903 1:56.290

60 40.044 1:57.470

50 40.854 1:58.826

43 41.534 1:56.946

70 51.963 2:03.099

133 54.170 2:04.225

20 1:07.711 2:12.042

LAP 3 @ 16:42:46.924

NO	BEHIND	LAP TIME
74		1:39.124
26	0.847	1:39.564
78	1.069	1:39.974
184	1.603	1:39.218
232	4.893	1:40.663
4	5.533	1:42.198
58	10.859	1:43.400
17	11.701	1:42.876
19	14.242	1:42.347
13	15.088	1:42.273
45	17.926	1:43.706
84	19.595	1:45.190
46	20.819	1:45.505
88	24.039	1:46.310
124	24.102	1:46.136
171	28.510	1:46.918
611	29.006	1:46.962
0	29.872	1:48.578
61	38.529	1:50.235
159	40.507	1:52.947
29	40.880	1:51.076
199	45.043	1:53.737
40	45.409	1:53.607
194	45.735	1:53.568
95	46.049	1:48.573
126	46.074	1:52.796
152	46.708	1:54.246
51	49.506	1:54.620
60	58.121	1:57.201
417	58.434	1:57.655
43	59.328	1:56.918
50	1:00.576	1:58.846
70	1:16.615	2:03.776
133	1:20.092	2:05.046

LAP 4 @ 16:44:26.675

NO	BEHIND	LAP TIME
74		1:39.751
26	0.317	1:39.221
78	0.653	1:39.335
184	1.372	1:39.520
20	1 Lap	2:12.826
232	5.887	1:40.745
4	6.158	1:40.376
58	14.305	1:43.197
17	14.543	1:42.593
19	16.505	1:42.014
13	17.938	1:42.601
45	23.025	1:44.850
84	25.167	1:45.323

46 26.907 1:45.839

88 31.852 1:47.564

171 35.218 1:46.459

611 35.950 1:46.695

0 38.518 1:48.397

61 49.114 1:50.336

95 52.228 1:45.930

29 53.022 1:51.893

159 54.209 1:53.453

199 59.041 1:53.749

194 59.517 1:53.533

126 1:00.181 1:53.858

152 1:00.625 1:53.668

51 1:04.466 1:54.711

417 1:14.321 1:55.638

60 1:17.368 1:58.998

43 1:17.447 1:57.870

50 1:18.700 1:57.875

LAP 5 @ 16:46:06.278

NO	BEHIND	LAP TIME
74		1:39.603
26	0.278	1:39.564
70	1 Lap	2:03.020
78	0.723	1:39.673
184	2.732	1:40.963
133	1 Lap	2:05.444
232	7.057	1:40.773
4	7.222	1:40.667
17	18.519	1:43.579
58	18.937	1:44.235
19	19.730	1:42.828
13	22.921	1:44.586
45	29.028	1:45.606
84	31.342	1:45.778
20	1 Lap	2:11.181
46	34.049	1:46.745
88	42.153	1:49.904
171	42.202	1:46.587
611	43.265	1:46.918
0	47.857	1:48.942
95	58.375	1:45.750
61	1:01.231	1:51.720
29	1:03.856	1:50.437
159	1:07.015	1:52.409
194	1:11.656	1:51.742
199	1:12.899	1:53.461
126	1:13.093	1:52.515
152	1:13.549	1:52.527
51	1:21.188	1:56.325
417	1:29.240	1:54.522
43	1:29.717	1:51.873
60	1:37.109	1:59.344
50	1:37.352	1:58.255

Cadwell Park

Circuit Length = 2.1800 miles

Start: 16:37 Flag 16:46 End: 16:48

Weather / Track : Cloudy / Drying

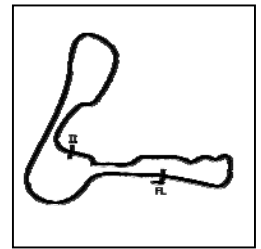
Results can be found at www.tsl-timing.com

Printed - 16:50 Saturday, 03 August 2019

BMCRC - MRO Championships 2019 - Rnd 7 @ Cadwell Park

MRO Minitwins & BMCRC Rookie Minitwins

RACE 11 - SECTOR ANALYSIS



SECTOR 1 = FL to I1, SECTOR 2 = I1 to FL, DIFF = Difference To Personal Best Lap, P = Crossed Finish Line in Pit Lane, D = Time Disallowed

P1 74		Daniel SINGLETON		Suzuki - Bambino Developments Racing		
IDEAL LAP TIME : 1:38.980		BEST LAP TIME : 1:39.124		DIFFERENCE : 0.144		
LAP	SECTOR 1	SECTOR 2	LAP TIME	MPH	DIFF	TIME OF DAY
1 -		41.614	1:44.423	75.15	5.299	16:39:27.876
2 -	58.301	41.623	1:39.924	78.54	0.800	16:41:07.800
3 -	57.922	41.202	1:39.124 (1)	79.17		16:42:46.924
4 -	57.974	41.777	1:39.751 (3)	78.67	0.627	16:44:26.675
5 -	57.778	41.825	1:39.603 (2)	78.79	0.479	16:46:06.278

P2 26		Glynn DAVIES		Suzuki -		
IDEAL LAP TIME : 1:39.091		BEST LAP TIME : 1:39.221		DIFFERENCE : 0.130		
LAP	SECTOR 1	SECTOR 2	LAP TIME	MPH	DIFF	TIME OF DAY
1 -		41.364	1:44.819	74.87	5.598	16:39:28.272
2 -	58.227	41.708	1:39.935	78.53	0.714	16:41:08.207
3 -	58.030	41.534	1:39.564 (2)	78.82	0.343	16:42:47.771
4 -	57.727	41.494	1:39.221 (1)	79.09		16:44:26.992
5 -	57.987	41.577	1:39.564 (2)	78.82	0.343	16:46:06.556

P3 78		Keith POVAH		Suzuki - 78Plate.com Screenprinting/@crap.sack		
IDEAL LAP TIME : 1:39.224		BEST LAP TIME : 1:39.335		DIFFERENCE : 0.111		
LAP	SECTOR 1	SECTOR 2	LAP TIME	MPH	DIFF	TIME OF DAY
1 -		41.503	1:44.733	74.93	5.398	16:39:28.186
2 -	58.173	41.660	1:39.833 (3)	78.61	0.498	16:41:08.019
3 -	58.057	41.917	1:39.974	78.50	0.639	16:42:47.993
4 -	57.769	41.566	1:39.335 (1)	79.00		16:44:27.328
5 -	58.218	41.455	1:39.673 (2)	78.73	0.338	16:46:07.001

P4 184		David TWYFORD		Suzuki -		
IDEAL LAP TIME : 1:39.218		BEST LAP TIME : 1:39.218		DIFFERENCE : 0.000		
LAP	SECTOR 1	SECTOR 2	LAP TIME	MPH	DIFF	TIME OF DAY
1 -		42.116	1:46.071	73.98	6.853	16:39:29.524
2 -	57.945	41.840	1:39.785 (3)	78.64	0.567	16:41:09.309
3 -	57.705	41.513	1:39.218 (1)	79.09		16:42:48.527
4 -	57.727	41.793	1:39.520 (2)	78.85	0.302	16:44:28.047
5 -	58.183	42.780	1:40.963	77.73	1.745	16:46:09.010

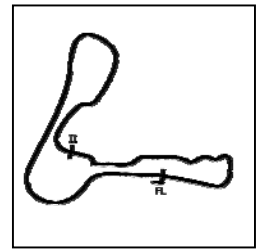
P5 232 R		Matt WETHERELL		Suzuki - MSG Racing/Lamonde.com/FWR Tyres		
IDEAL LAP TIME : 1:40.475		BEST LAP TIME : 1:40.475		DIFFERENCE : 0.000		
LAP	SECTOR 1	SECTOR 2	LAP TIME	MPH	DIFF	TIME OF DAY
1 -		41.829	1:47.226	73.19	6.751	16:39:30.679
2 -	58.663	41.812	1:40.475 (1)	78.10		16:41:11.154
3 -	58.824	41.839	1:40.663 (2)	77.96	0.188	16:42:51.817
4 -	58.699	42.046	1:40.745 (3)	77.90	0.270	16:44:32.562
5 -	58.714	42.059	1:40.773	77.87	0.298	16:46:13.335

P6 4		Jake POVAH		Suzuki - www.78plate.com		
IDEAL LAP TIME : 1:40.035		BEST LAP TIME : 1:40.186		DIFFERENCE : 0.151		
LAP	SECTOR 1	SECTOR 2	LAP TIME	MPH	DIFF	TIME OF DAY
1 -		42.239	1:46.620	73.60	6.434	16:39:30.073
2 -	58.304	41.882	1:40.186 (1)	78.33		16:41:10.259
3 -	59.806	42.392	1:42.198	76.79	2.012	16:42:52.457
4 -	58.645	41.731	1:40.376 (2)	78.18	0.190	16:44:32.833
5 -	58.645	42.022	1:40.667 (3)	77.96	0.481	16:46:13.500

BMCRC - MRO Championships 2019 - Rnd 7 @ Cadwell Park

MRO Minitwins & BMCRC Rookie Minitwins

RACE 11 - SECTOR ANALYSIS



SECTOR 1 = FL to I1, SECTOR 2 = I1 to FL, DIFF = Difference To Personal Best Lap, P = Crossed Finish Line in Pit Lane, D = Time Disallowed

P7 17 R		Tommy DOWNES		Suzuki - Ray Gnarley/ MoreMoto		
IDEAL LAP TIME : 1:42.259		BEST LAP TIME : 1:42.360		DIFFERENCE : 0.101		
LAP	SECTOR 1	SECTOR 2	LAP TIME	MPH	DIFF	TIME OF DAY
1 -		42.746	1:49.936	71.38	7.576	16:39:33.389
2 -	59.513	42.847	1:42.360 (1)	76.67		16:41:15.749
3 -	59.948	42.928	1:42.876 (3)	76.28	0.516	16:42:58.625
4 -	59.547	43.046	1:42.593 (2)	76.49	0.233	16:44:41.218
5 -	1:00.312	43.267	1:43.579	75.76	1.219	16:46:24.797

P8 58		Stacey KILLWORTH		Suzuki - BK/Everns		
IDEAL LAP TIME : 1:42.052		BEST LAP TIME : 1:42.212		DIFFERENCE : 0.160		
LAP	SECTOR 1	SECTOR 2	LAP TIME	MPH	DIFF	TIME OF DAY
1 -		42.658	1:48.718	72.18	6.506	16:39:32.171
2 -	59.394	42.818	1:42.212 (1)	76.78		16:41:14.383
3 -	59.977	43.423	1:43.400 (3)	75.90	1.188	16:42:57.783
4 -	59.843	43.354	1:43.197 (2)	76.04	0.985	16:44:40.980
5 -	1:00.758	43.477	1:44.235	75.29	2.023	16:46:25.215

P9 19		Kevin LILLEY		Suzuki - Trafalgar Cleaning Eqpt. / Vanson Leathers		
IDEAL LAP TIME : 1:41.983		BEST LAP TIME : 1:42.014		DIFFERENCE : 0.031		
LAP	SECTOR 1	SECTOR 2	LAP TIME	MPH	DIFF	TIME OF DAY
1 -		44.070	1:52.460	69.78	10.446	16:39:35.913
2 -	59.804	43.102	1:42.906	76.26	0.892	16:41:18.819
3 -	59.436	42.911	1:42.347 (2)	76.68	0.333	16:43:01.166
4 -	59.072	42.942	1:42.014 (1)	76.93		16:44:43.180
5 -	59.409	43.419	1:42.828 (3)	76.32	0.814	16:46:26.008

P10 13		Wii GREEN		Suzuki - Faith Fueled Racing		
IDEAL LAP TIME : 1:42.273		BEST LAP TIME : 1:42.273		DIFFERENCE : 0.000		
LAP	SECTOR 1	SECTOR 2	LAP TIME	MPH	DIFF	TIME OF DAY
1 -		44.318	1:52.435	69.80	10.162	16:39:35.888
2 -	1:00.679	43.172	1:43.851 (3)	75.57	1.578	16:41:19.739
3 -	59.371	42.902	1:42.273 (1)	76.73		16:43:02.012
4 -	59.394	43.207	1:42.601 (2)	76.49	0.328	16:44:44.613
5 -	1:00.141	44.445	1:44.586	75.03	2.313	16:46:29.199

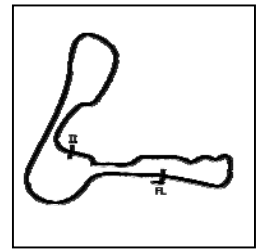
P11 45		Tom STEVENS		Suzuki -		
IDEAL LAP TIME : 1:43.706		BEST LAP TIME : 1:43.706		DIFFERENCE : 0.000		
LAP	SECTOR 1	SECTOR 2	LAP TIME	MPH	DIFF	TIME OF DAY
1 -		44.371	1:52.794	69.57	9.088	16:39:36.247
2 -	1:00.881	44.016	1:44.897 (3)	74.81	1.191	16:41:21.144
3 -	1:00.183	43.523	1:43.706 (1)	75.67		16:43:04.850
4 -	1:00.492	44.358	1:44.850 (2)	74.85	1.144	16:44:49.700
5 -	1:00.916	44.690	1:45.606	74.31	1.900	16:46:35.306

P12 84		Ricardo BRANCO		Suzuki - IMP Racing		
IDEAL LAP TIME : 1:44.994		BEST LAP TIME : 1:45.190		DIFFERENCE : 0.196		
LAP	SECTOR 1	SECTOR 2	LAP TIME	MPH	DIFF	TIME OF DAY
1 -		44.082	1:51.818	70.18	6.628	16:39:35.271
2 -	1:01.751	44.307	1:46.058	73.99	0.868	16:41:21.329
3 -	1:01.345	43.845	1:45.190 (1)	74.60		16:43:06.519
4 -	1:01.149	44.174	1:45.323 (2)	74.51	0.133	16:44:51.842
5 -	1:01.766	44.012	1:45.778 (3)	74.19	0.588	16:46:37.620

BMCRC - MRO Championships 2019 - Rnd 7 @ Cadwell Park

MRO Minitwins & BMCRC Rookie Minitwins

RACE 11 - SECTOR ANALYSIS



SECTOR 1 = FL to I1, SECTOR 2 = I1 to FL, DIFF = Difference To Personal Best Lap, P = Crossed Finish Line in Pit Lane, D = Time Disallowed

P13 46		Jeff MORRIS		Suzuki -		
IDEAL LAP TIME : 1:45.070		BEST LAP TIME : 1:45.279		DIFFERENCE : 0.209		
LAP	SECTOR 1	SECTOR 2	LAP TIME	MPH	DIFF	TIME OF DAY
1 -		44.784	1:53.506	69.14	8.227	16:39:36.959
2 -	1:00.728	44.551	1:45.279 (1)	74.54		16:41:22.238
3 -	1:01.163	44.342	1:45.505 (2)	74.38	0.226	16:43:07.743
4 -	1:01.373	44.466	1:45.839 (3)	74.15	0.560	16:44:53.582
5 -	1:01.774	44.971	1:46.745	73.52	1.466	16:46:40.327

P14 88 R		Michael NOAH		Suzuki -		
IDEAL LAP TIME : 1:46.124		BEST LAP TIME : 1:46.310		DIFFERENCE : 0.186		
LAP	SECTOR 1	SECTOR 2	LAP TIME	MPH	DIFF	TIME OF DAY
1 -		44.583	1:54.546	68.51	8.236	16:39:37.999
2 -	1:02.223	44.431	1:46.654 (2)	73.58	0.344	16:41:24.653
3 -	1:01.693	44.617	1:46.310 (1)	73.82		16:43:10.963
4 -	1:02.787	44.777	1:47.564 (3)	72.96	1.254	16:44:58.527
5 -	1:03.722	46.182	1:49.904	71.40	3.594	16:46:48.431

P15 171		Colin CLUNE		Suzuki -		
IDEAL LAP TIME : 1:46.192		BEST LAP TIME : 1:46.459		DIFFERENCE : 0.267		
LAP	SECTOR 1	SECTOR 2	LAP TIME	MPH	DIFF	TIME OF DAY
1 -		45.035	1:56.553	67.33	10.094	16:39:40.006
2 -	1:03.530	44.980	1:48.510	72.32	2.051	16:41:28.516
3 -	1:02.263	44.655	1:46.918 (3)	73.40	0.459	16:43:15.434
4 -	1:01.794	44.665	1:46.459 (1)	73.71		16:45:01.893
5 -	1:01.537	45.050	1:46.587 (2)	73.63	0.128	16:46:48.480

P16 611 R		David CURTIS		Kawasaki - CSS/The wife		
IDEAL LAP TIME : 1:46.267		BEST LAP TIME : 1:46.695		DIFFERENCE : 0.428		
LAP	SECTOR 1	SECTOR 2	LAP TIME	MPH	DIFF	TIME OF DAY
1 -		44.746	1:57.012	67.07	10.317	16:39:40.465
2 -	1:03.472	45.031	1:48.503	72.33	1.808	16:41:28.968
3 -	1:02.281	44.681	1:46.962 (3)	73.37	0.267	16:43:15.930
4 -	1:01.636	45.059	1:46.695 (1)	73.55		16:45:02.625
5 -	1:02.287	44.631	1:46.918 (2)	73.40	0.223	16:46:49.543

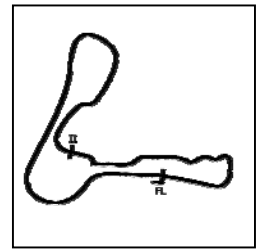
P17 0		Luke STANLEY		Suzuki - Urban Race Tribe		
IDEAL LAP TIME : 1:48.128		BEST LAP TIME : 1:48.351		DIFFERENCE : 0.223		
LAP	SECTOR 1	SECTOR 2	LAP TIME	MPH	DIFF	TIME OF DAY
1 -		45.085	1:56.414	67.41	8.063	16:39:39.867
2 -	1:03.452	44.899	1:48.351 (1)	72.43		16:41:28.218
3 -	1:03.769	44.809	1:48.578 (3)	72.28	0.227	16:43:16.796
4 -	1:03.319	45.078	1:48.397 (2)	72.40	0.046	16:45:05.193
5 -	1:03.589	45.353	1:48.942	72.03	0.591	16:46:54.135

P18 95 R		John REYNOLDS		Suzuki - Fins Motorcycles		
IDEAL LAP TIME : 1:45.592		BEST LAP TIME : 1:45.750		DIFFERENCE : 0.158		
LAP	SECTOR 1	SECTOR 2	LAP TIME	MPH	DIFF	TIME OF DAY
1 -		44.975	2:09.184	60.75	23.434	16:39:52.637
2 -	1:06.580	45.183	1:51.763	70.22	6.013	16:41:44.400
3 -	1:02.409	46.164	1:48.573 (3)	72.28	2.823	16:43:32.973
4 -	1:01.920	44.010	1:45.930 (2)	74.08	0.180	16:45:18.903
5 -	1:01.582	44.168	1:45.750 (1)	74.21		16:47:04.653

BMCRC - MRO Championships 2019 - Rnd 7 @ Cadwell Park

MRO Minitwins & BMCRC Rookie Minitwins

RACE 11 - SECTOR ANALYSIS



SECTOR 1 = FL to I1, SECTOR 2 = I1 to FL, DIFF = Difference To Personal Best Lap, P = Crossed Finish Line in Pit Lane, D = Time Disallowed

P19 61		Jordan KILLWORTH		Suzuki -		
IDEAL LAP TIME : 1:50.155		BEST LAP TIME : 1:50.235		DIFFERENCE : 0.080		
LAP	SECTOR 1	SECTOR 2	LAP TIME	MPH	DIFF	TIME OF DAY
1 -		46.800	2:00.438	65.16	10.203	16:39:43.891
2 -	1:04.664	46.663	1:51.327 (3)	70.49	1.092	16:41:35.218
3 -	1:04.290	45.945	1:50.235 (1)	71.19		16:43:25.453
4 -	1:04.210	46.126	1:50.336 (2)	71.12	0.101	16:45:15.789
5 -	1:05.207	46.513	1:51.720	70.24	1.485	16:47:07.509

P20 29 R		Hayden KILLWORTH		Suzuki - BK Racing		
IDEAL LAP TIME : 1:50.303		BEST LAP TIME : 1:50.437		DIFFERENCE : 0.134		
LAP	SECTOR 1	SECTOR 2	LAP TIME	MPH	DIFF	TIME OF DAY
1 -		47.626	2:02.157	64.24	11.720	16:39:45.610
2 -	1:04.833	46.285	1:51.118 (3)	70.62	0.681	16:41:36.728
3 -	1:04.451	46.625	1:51.076 (2)	70.65	0.639	16:43:27.804
4 -	1:04.827	47.066	1:51.893	70.13	1.456	16:45:19.697
5 -	1:04.018	46.419	1:50.437 (1)	71.06		16:47:10.134

P21 159		Benn RIDGWELL		Suzuki - Ridgely Racing		
IDEAL LAP TIME : 1:51.121		BEST LAP TIME : 1:51.134		DIFFERENCE : 0.013		
LAP	SECTOR 1	SECTOR 2	LAP TIME	MPH	DIFF	TIME OF DAY
1 -		46.676	1:59.897	65.45	8.763	16:39:43.350
2 -	1:04.560	46.574	1:51.134 (1)	70.61		16:41:34.484
3 -	1:05.412	47.535	1:52.947 (3)	69.48	1.813	16:43:27.431
4 -	1:05.084	48.369	1:53.453	69.17	2.319	16:45:20.884
5 -	1:04.547	47.862	1:52.409 (2)	69.81	1.275	16:47:13.293

P22 194 R		Simon GARDNER		Kawasaki - Utllergy		
IDEAL LAP TIME : 1:51.742		BEST LAP TIME : 1:51.742		DIFFERENCE : 0.000		
LAP	SECTOR 1	SECTOR 2	LAP TIME	MPH	DIFF	TIME OF DAY
1 -		48.046	2:03.037	63.78	11.295	16:39:46.490
2 -	1:05.592	47.009	1:52.601 (2)	69.69	0.859	16:41:39.091
3 -	1:05.935	47.633	1:53.568	69.10	1.826	16:43:32.659
4 -	1:05.464	48.069	1:53.533 (3)	69.12	1.791	16:45:26.192
5 -	1:04.920	46.822	1:51.742 (1)	70.23		16:47:17.934

P23 199		Michael FROST		Suzuki -		
IDEAL LAP TIME : 1:52.964		BEST LAP TIME : 1:53.123		DIFFERENCE : 0.159		
LAP	SECTOR 1	SECTOR 2	LAP TIME	MPH	DIFF	TIME OF DAY
1 -		47.204	2:01.654	64.51	8.531	16:39:45.107
2 -	1:05.848	47.275	1:53.123 (1)	69.37		16:41:38.230
3 -	1:05.843	47.894	1:53.737 (3)	69.00	0.614	16:43:31.967
4 -	1:05.832	47.917	1:53.749	68.99	0.626	16:45:25.716
5 -	1:05.760	47.701	1:53.461 (2)	69.16	0.338	16:47:19.177

P24 126		Damien LECHAUVE		Suzuki -		
IDEAL LAP TIME : 1:52.317		BEST LAP TIME : 1:52.515		DIFFERENCE : 0.198		
LAP	SECTOR 1	SECTOR 2	LAP TIME	MPH	DIFF	TIME OF DAY
1 -		48.288	2:04.190	63.19	11.675	16:39:47.643
2 -	1:05.035	47.524	1:52.559 (2)	69.72	0.044	16:41:40.202
3 -	1:04.899	47.897	1:52.796 (3)	69.57	0.281	16:43:32.998
4 -	1:05.565	48.293	1:53.858	68.92	1.343	16:45:26.856
5 -	1:04.793	47.722	1:52.515 (1)	69.75		16:47:19.371

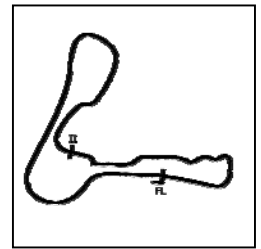
Weather / Track : Cloudy / Drying

Cadwell Park
Circuit Length = 2.1800 miles
Start: 16:37 Flag 16:46 End: 16:48

BMCRC - MRO Championships 2019 - Rnd 7 @ Cadwell Park

MRO Minitwins & BMCRC Rookie Minitwins

RACE 11 - SECTOR ANALYSIS



SECTOR 1 = FL to I1, SECTOR 2 = I1 to FL, DIFF = Difference To Personal Best Lap, P = Crossed Finish Line in Pit Lane, D = Time Disallowed

P25 152		Jason ALLEN		Suzuki -		
IDEAL LAP TIME : 1:51.674		BEST LAP TIME : 1:52.527		DIFFERENCE : 0.853		
LAP	SECTOR 1	SECTOR 2	LAP TIME	MPH	DIFF	TIME OF DAY
1 -		47.776	2:03.406	63.59	10.879	16:39:46.859
2 -	1:05.563	46.964	1:52.527 (1)	69.74		16:41:39.386
3 -	1:06.127	48.119	1:54.246	68.69	1.719	16:43:33.632
4 -	1:05.744	47.924	1:53.668 (3)	69.04	1.141	16:45:27.300
5 -	1:04.710	47.817	1:52.527 (1)	69.74		16:47:19.827

P26 51		Andrew DURANT		Suzuki -		
IDEAL LAP TIME : 1:53.426		BEST LAP TIME : 1:53.426		DIFFERENCE : 0.000		
LAP	SECTOR 1	SECTOR 2	LAP TIME	MPH	DIFF	TIME OF DAY
1 -		48.589	2:04.931	62.81	11.505	16:39:48.384
2 -	1:05.460	47.966	1:53.426 (1)	69.19		16:41:41.810
3 -	1:06.411	48.209	1:54.620 (2)	68.47	1.194	16:43:36.430
4 -	1:06.556	48.155	1:54.711 (3)	68.41	1.285	16:45:31.141
5 -	1:07.507	48.818	1:56.325	67.46	2.899	16:47:27.466

P27 417 R		Thomas CORTHORN WEST		Suzuki -		
IDEAL LAP TIME : 1:54.522		BEST LAP TIME : 1:54.522		DIFFERENCE : 0.000		
LAP	SECTOR 1	SECTOR 2	LAP TIME	MPH	DIFF	TIME OF DAY
1 -		48.993	2:07.960	61.33	13.438	16:39:51.413
2 -	1:07.485	48.805	1:56.290 (3)	67.48	1.768	16:41:47.703
3 -	1:09.711	47.944	1:57.655	66.70	3.133	16:43:45.358
4 -	1:07.735	47.903	1:55.638 (2)	67.86	1.116	16:45:40.996
5 -	1:06.874	47.648	1:54.522 (1)	68.52		16:47:35.518

P28 43		Robert DAVIE		Suzuki -		
IDEAL LAP TIME : 1:51.873		BEST LAP TIME : 1:51.873		DIFFERENCE : 0.000		
LAP	SECTOR 1	SECTOR 2	LAP TIME	MPH	DIFF	TIME OF DAY
1 -		49.622	2:08.935	60.86	17.062	16:39:52.388
2 -	1:07.704	49.242	1:56.946 (3)	67.10	5.073	16:41:49.334
3 -	1:08.368	48.550	1:56.918 (2)	67.12	5.045	16:43:46.252
4 -	1:08.218	49.652	1:57.870	66.58	5.997	16:45:44.122
5 -	1:04.828	47.045	1:51.873 (1)	70.15		16:47:35.995

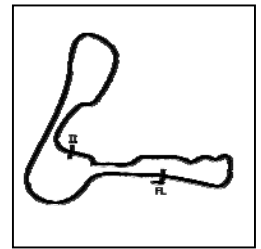
P29 60 R		Alan HENSBY		Suzuki -		
IDEAL LAP TIME : 1:57.201		BEST LAP TIME : 1:57.201		DIFFERENCE : 0.000		
LAP	SECTOR 1	SECTOR 2	LAP TIME	MPH	DIFF	TIME OF DAY
1 -		49.195	2:06.921	61.83	9.720	16:39:50.374
2 -	1:08.089	49.381	1:57.470 (2)	66.80	0.269	16:41:47.844
3 -	1:08.008	49.193	1:57.201 (1)	66.96		16:43:45.045
4 -	1:09.173	49.825	1:58.998 (3)	65.95	1.797	16:45:44.043
5 -	1:09.234	50.110	1:59.344	65.76	2.143	16:47:43.387

P30 50		Adam RIDGWELL		Suzuki - Ridgley Racing		
IDEAL LAP TIME : 1:57.350		BEST LAP TIME : 1:57.875		DIFFERENCE : 0.525		
LAP	SECTOR 1	SECTOR 2	LAP TIME	MPH	DIFF	TIME OF DAY
1 -		48.968	2:06.375	62.10	8.500	16:39:49.828
2 -	1:09.507	49.319	1:58.826 (3)	66.04	0.951	16:41:48.654
3 -	1:09.411	49.435	1:58.846	66.03	0.971	16:43:47.500
4 -	1:08.605	49.270	1:57.875 (1)	66.57		16:45:45.375
5 -	1:08.382	49.873	1:58.255 (2)	66.36	0.380	16:47:43.630

BMCRC - MRO Championships 2019 - Rnd 7 @ Cadwell Park

MRO Minitwins & BMCRC Rookie Minitwins

RACE 11 - SECTOR ANALYSIS



SECTOR 1 = FL to I1, SECTOR 2 = I1 to FL, DIFF = Difference To Personal Best Lap, P = Crossed Finish Line in Pit Lane, D = Time Disallowed

P31 70 R		Vanessa GILLAM		Suzuki - No More Straps		
IDEAL LAP TIME : 2:02.816		BEST LAP TIME : 2:03.020		DIFFERENCE : 0.204		
LAP	SECTOR 1	SECTOR 2	LAP TIME	MPH	DIFF	TIME OF DAY
1 -		51.767	2:13.211	58.91	10.191	16:39:56.664
2 -	1:11.917	51.182	2:03.099 (2)	63.75	0.079	16:41:59.763
3 -	1:12.683	51.093	2:03.776 (3)	63.40	0.756	16:44:03.539
4 -	1:12.121	50.899	2:03.020 (1)	63.79		16:46:06.559

P32 133 R		James CASARETO		Suzuki -		
IDEAL LAP TIME : 2:04.225		BEST LAP TIME : 2:04.225		DIFFERENCE : 0.000		
LAP	SECTOR 1	SECTOR 2	LAP TIME	MPH	DIFF	TIME OF DAY
1 -		51.587	2:14.292	58.43	10.067	16:39:57.745
2 -	1:13.299	50.926	2:04.225 (1)	63.17		16:42:01.970
3 -	1:13.800	51.246	2:05.046 (2)	62.76	0.821	16:44:07.016
4 -	1:13.795	51.649	2:05.444 (3)	62.56	1.219	16:46:12.460

P33 20 R		Steve MALE		Suzuki - ATB Racing		
IDEAL LAP TIME : 2:11.181		BEST LAP TIME : 2:11.181		DIFFERENCE : 0.000		
LAP	SECTOR 1	SECTOR 2	LAP TIME	MPH	DIFF	TIME OF DAY
1 -		54.852	2:20.016	56.05	8.835	16:40:03.469
2 -	1:16.544	55.498	2:12.042 (2)	59.43	0.861	16:42:15.511
3 -	1:17.528	55.298	2:12.826 (3)	59.08	1.645	16:44:28.337
4 -	1:16.447	54.734	2:11.181 (1)	59.82		16:46:39.518

P34 124 R		Jamie PATRICK		Suzuki - Avonside Group Serviced		
IDEAL LAP TIME : 1:46.136		BEST LAP TIME : 1:46.136		DIFFERENCE : 0.000		
LAP	SECTOR 1	SECTOR 2	LAP TIME	MPH	DIFF	TIME OF DAY
1 -		44.925	1:54.775	68.37	8.639	16:39:38.228
2 -	1:02.361	44.301	1:46.662 (2)	73.57	0.526	16:41:24.890
3 -	1:01.837	44.299	1:46.136 (1)	73.94		16:43:11.026

P35 40 R		Simon WILKINSON		Suzuki - S P Wilkinson Engineering Ltd		
IDEAL LAP TIME : 1:52.462		BEST LAP TIME : 1:52.462		DIFFERENCE : 0.000		
LAP	SECTOR 1	SECTOR 2	LAP TIME	MPH	DIFF	TIME OF DAY
1 -		47.578	2:02.811	63.90	10.349	16:39:46.264
2 -	1:05.432	47.030	1:52.462 (1)	69.78		16:41:38.726
3 -	1:06.029	47.578	1:53.607 (2)	69.08	1.145	16:43:32.333

BMCRC - MRO Championships 2019 - Rnd 7 @ Cadwell Park

MRO Minitwins & BMCRC Rookie Minitwins

RACE 11 - BEST SECTORS

SECTOR 1			SECTOR 2			IDEAL / BEST COMPARISON						
POS	NO	NAME	TIME	NO	NAME	TIME	POS	NO	NAME	IDEAL	BEST	DIFF
									PERFECT LAP	1:38.907		
1	184	TWYFORD	57.705	74	SINGLETON	41.202	1	74	SINGLETON	1:38.980	1:39.124	0.144
2	26	DAVIES	57.727	26	DAVIES	41.364	2	26	DAVIES	1:39.091	1:39.221	0.130
3	78	POVAH	57.769	78	POVAH	41.455	3	184	TWYFORD	1:39.218	1:39.218	0.000
4	74	SINGLETON	57.778	184	TWYFORD	41.513	4	78	POVAH	1:39.224	1:39.335	0.111
5	4	POVAH	58.304	4	POVAH	41.731	5	4	POVAH	1:40.035	1:40.186	0.151
6	232	WETHERELL	58.663	232	WETHERELL	41.812	6	232	WETHERELL	1:40.475	1:40.475	0.000
7	19	LILLEY	59.072	58	KILLWORTH	42.658	7	19	LILLEY	1:41.983	1:42.014	0.031
8	13	GREEN	59.371	17	DOWNES	42.746	8	58	KILLWORTH	1:42.052	1:42.212	0.160
9	58	KILLWORTH	59.394	13	GREEN	42.902	9	17	DOWNES	1:42.259	1:42.360	0.101
10	17	DOWNES	59.513	19	LILLEY	42.911	10	13	GREEN	1:42.273	1:42.273	0.000
11	45	STEVENS	1:00.183	45	STEVENS	43.523	11	45	STEVENS	1:43.706	1:43.706	0.000
12	46	MORRIS	1:00.728	84	BRANCO	43.845	12	84	BRANCO	1:44.994	1:45.190	0.196
13	84	BRANCO	1:01.149	95	REYNOLDS	44.010	13	46	MORRIS	1:45.070	1:45.279	0.209
14	171	CLUNE	1:01.537	124	PATRICK	44.299	14	95	REYNOLDS	1:45.592	1:45.750	0.158
15	95	REYNOLDS	1:01.582	46	MORRIS	44.342	15	88	NOAH	1:46.124	1:46.310	0.186
16	611	CURTIS	1:01.636	88	NOAH	44.431	16	124	PATRICK	1:46.136	1:46.136	0.000
17	88	NOAH	1:01.693	611	CURTIS	44.631	17	171	CLUNE	1:46.192	1:46.459	0.267
18	124	PATRICK	1:01.837	171	CLUNE	44.655	18	611	CURTIS	1:46.267	1:46.695	0.428
19	0	STANLEY	1:03.319	0	STANLEY	44.809	19	0	STANLEY	1:48.128	1:48.351	0.223
20	29	KILLWORTH	1:04.018	61	KILLWORTH	45.945	20	61	KILLWORTH	1:50.155	1:50.235	0.080
21	61	KILLWORTH	1:04.210	29	KILLWORTH	46.285	21	29	KILLWORTH	1:50.303	1:50.437	0.134
22	159	RIDGWELL	1:04.547	159	RIDGWELL	46.574	22	159	RIDGWELL	1:51.121	1:51.134	0.013
23	152	ALLEN	1:04.710	194	GARDNER	46.822	23	152	ALLEN	1:51.674	1:52.527	0.853
24	126	LECHAUVE	1:04.793	152	ALLEN	46.964	24	194	GARDNER	1:51.742	1:51.742	0.000
25	43	DAVIE	1:04.828	40	WILKINSON	47.030	25	43	DAVIE	1:51.873	1:51.873	0.000
26	194	GARDNER	1:04.920	43	DAVIE	47.045	26	126	LECHAUVE	1:52.317	1:52.515	0.198
27	40	WILKINSON	1:05.432	199	FROST	47.204	27	40	WILKINSON	1:52.462	1:52.462	0.000
28	51	DURANT	1:05.460	126	LECHAUVE	47.524	28	199	FROST	1:52.964	1:53.123	0.159
29	199	FROST	1:05.760	417	CORTHORN WEST	47.648	29	51	DURANT	1:53.426	1:53.426	0.000
30	417	CORTHORN WEST	1:06.874	51	DURANT	47.966	30	417	CORTHORN WEST	1:54.522	1:54.522	0.000
31	60	HENSBY	1:08.008	50	RIDGWELL	48.968	31	60	HENSBY	1:57.201	1:57.201	0.000
32	50	RIDGWELL	1:08.382	60	HENSBY	49.193	32	50	RIDGWELL	1:57.350	1:57.875	0.525
33	70	GILLAM	1:11.917	70	GILLAM	50.899	33	70	GILLAM	2:02.816	2:03.020	0.204
34	133	CASARETO	1:13.299	133	CASARETO	50.926	34	133	CASARETO	2:04.225	2:04.225	0.000
35	20	MALE	1:16.447	20	MALE	54.734	35	20	MALE	2:11.181	2:11.181	0.000

BMCRC - MRO Championships 2019 - Rnd 7 @ Cadwell Park



MRO Minitwins & BMCRC Rookie Minitwins

RACE 1 - GRID (9 Laps)

ROW 13	37	146	Simon GATES	1		1		
ROW 12				34	133	James CASARETO	2:04.225	
				35	20	Steve MALE	2:11.181	
				36	9	Mark TAYLOR		
ROW 11	31	60	Alan HENSBY	1:57.201	32	50	Adam RIDGWELL	1:57.875
				33	70	Vanessa GILLAM	2:03.020	
ROW 10				28	199	Michael FROST	1:53.123	
				29	51	Andrew DURANT	1:53.426	
				30	417	Thomas CORTHORN WEST	1:54.522	
ROW 9	25	40	Simon WILKINSON	1:52.462	26	126	Damien LECHAUVE	1:52.515
				27	152	Jason ALLEN	1:52.527	
ROW 8				22	159	Benn RIDGWELL	1:51.134	
				23	194	Simon GARDNER	1:51.742	
				24	43	Robert DAVIE	1:51.873	
ROW 7	19	0	Luke STANLEY	1:48.351	20	61	Jordan KILLWORTH	1:50.235
				21	29	Hayden KILLWORTH	1:50.437	
ROW 6				16	88	Michael NOAH	1:46.310	
				17	171	Colin CLUNE	1:46.459	
				18	611	David CURTIS	1:46.695	
ROW 5	13	46	Jeff MORRIS	1:45.279	14	95	John REYNOLDS	1:45.750
				15	124	Jamie PATRICK	1:46.136	
ROW 4				10	17	Tommy DOWNES	1:42.360	
				11	45	Tom STEVENS	1:43.706	
				12	84	Ricardo BRANCO	1:45.190	
ROW 3	7	19	Kevin LILLEY	1:42.014	8	58	Stacey KILLWORTH	1:42.212
				9	13	Wil GREEN	1:42.273	
ROW 2				4	78	Keith POVAH	1:39.335	
				5	4	Jake POVAH	1:40.186	
				6	232	Matt WETHERELL	1:40.475	
ROW 1	1	74	Daniel SINGLETON	1:39.124	2	184	David TWYFORD	1:39.218
				3	26	Glynn DAVIES	1:39.221	
							Pole	

Cadwell Park
Circuit Length = 2.1800 miles

These results are provisional until the conclusion of any judicial and technical matters.

Clerk Of Course :	Steward :	Timekeeper :
-------------------	-----------	--------------

Results can be found at www.tsl-timing.com

Printed - 16:52 Saturday, 03 August 2019



BMCRC - MRO Championships 2019 - Rnd 7 @ Cadwell Park



MRO Minitwins & BMCRC Rookie Minitwins

RACE 1 - CLASSIFICATION

POS	NO	CL	PIC NAME	ENTRY	LAPS	TIME	GAP	DIFF	MPH	BEST	ON
1	26		1 Glynn DAVIES	Suzuki -	7	11:39.359			78.55	1:38.056	7
2	184		2 David TWYFORD	Suzuki -	6	10:12.974	1 Lap	1 Lap	76.81	1:39.692	2
3	232	R	1 Matt WETHERELL	Suzuki - MSG Racing/Lamonde.com/FWR Tyres	6	10:13.265	1 Lap	0.291	76.78	1:39.785	4
4	17	R	2 Tommy DOWNES	Suzuki - Ray Gnarley/ MoreMoto	6	10:21.677	1 Lap	8.412	75.74	1:41.305	2
5	19		3 Kevin LILLEY	Suzuki - Trafalgar Cleaning Eqpt. / Vanson Leathers	6	10:22.581	1 Lap	0.904	75.63	1:42.355	2
6	45		4 Tom STEVENS	Suzuki -	6	10:27.745	1 Lap	5.164	75.01	1:42.201	5
7	95	R	3 John REYNOLDS	Suzuki - Fins Motorcycles	6	10:28.389	1 Lap	0.644	74.93	1:42.755	4
8	84		5 Ricardo BRANCO	Suzuki - IMP Racing	6	10:30.429	1 Lap	2.040	74.69	1:43.428	4
9	13		6 Wil GREEN	Suzuki - Faith Fueled Racing	6	10:37.557	1 Lap	7.128	73.85	1:43.728	4
10	88	R	4 Michael NOAH	Suzuki -	6	10:44.924	1 Lap	7.367	73.01	1:45.615	4
11	46		7 Jeff MORRIS	Suzuki -	6	10:52.736	1 Lap	7.812	72.14	1:46.633	2
12	171		8 Colin CLUNE	Suzuki -	6	10:52.897	1 Lap	0.161	72.12	1:46.956	2
13	61		9 Jordan KILLWORTH	Suzuki -	6	11:02.494	1 Lap	9.597	71.07	1:48.219	4
14	611	R	5 David CURTIS	Kawasaki - CSS/The wife	6	11:02.738	1 Lap	0.244	71.05	1:48.220	5
15	194	R	6 Simon GARDNER	Kawasaki - Utlitery	6	11:03.289	1 Lap	0.551	70.99	1:48.322	5
16	0		10 Luke STANLEY	Suzuki - Urban Race Tribe	6	11:03.514	1 Lap	0.225	70.96	1:48.480	4
17	159		11 Benn RIDGWELL	Suzuki - Ridgely Racing	6	11:15.528	1 Lap	12.014	69.70	1:50.019	2
18	126		12 Damien LECHAUVE	Suzuki -	6	11:17.393	1 Lap	1.865	69.51	1:50.125	4
19	152		13 Jason ALLEN	Suzuki -	6	11:20.917	1 Lap	3.524	69.15	1:50.216	4
20	417	R	7 Thomas CORTHORN WEST	Suzuki -	6	11:28.782	1 Lap	7.865	68.36	1:52.111	2
21	199		14 Michael FROST	Suzuki -	6	11:28.825	1 Lap	0.043	68.36	1:51.909	6
22	40	R	8 Simon WILKINSON	Suzuki - S P Wilkinson Engineering Ltd	6	11:29.016	1 Lap	0.191	68.34	1:51.752	6
23	50		15 Adam RIDGWELL	Suzuki - Ridgely Racing	6	11:36.635	1 Lap	7.619	67.59	1:53.677	4
24	51		16 Andrew DURANT	Suzuki -	6	11:37.038	1 Lap	0.403	67.55	1:53.657	2
25	60	R	9 Alan HENSBY	Suzuki -	6	11:51.131	1 Lap	14.093	66.21	1:56.115	5
26	133	R	10 James CASARETO	Suzuki -	5	10:28.869	2 Laps	1 Lap	62.39	2:01.099	5
27	20	R	11 Steve MALE	Suzuki - ATB Racing	5	10:54.522	2 Laps	25.653	59.95	2:07.795	5

NOT CLASSIFIED

DNF	78		Keith POVAH	Suzuki - 78Plate.com Screenprinting/@crap.sack	6	10:02.115	1 Lap	0.000	78.20	1:38.531	6
DNF	74		Daniel SINGLETON	Suzuki - Bambino Developments Racing	6	10:02.389	1 Lap	0.274	78.16	1:38.454	3

FASTEST LAP

	26		Glynn DAVIES	Suzuki -	7	1:38.056		80.03 mph		128.80 kph	
	232	R	Matt WETHERELL	Suzuki - MSG Racing/Lamonde.com/FWR Tyres	4	1:39.785		78.64 mph		126.57 kph	

Class - 92.5% of Race Speed = 72.65 mph
 Class R - 92.5% of Race Speed = 71.02 mph

Cadwell Park
 Circuit Length = 2.1800 miles
 Start: 13:49 Flag 14:00 End: 14:07

Weather / Track : Bright / Dry

These results are provisional until the conclusion of any judicial and technical matters.

Clerk Of Course :	Steward :	Timekeeper :
-------------------	-----------	--------------

Results can be found at www.tsl-timing.com

Printed - 14:08 Sunday, 04 August 2019



BMCRC - MRO Championships 2019 - Rnd 7 @ Cadwell Park

MRO Minitwins & BMCRC Rookie Minitwins

RACE 1 - LAP CHART

LAP 1 @ 13:51:43.373			LAP 3 @ 13:55:01.242			LAP 5 @ 13:58:21.115			LAP 7 @ 14:01:37.233		
NO	BEHIND	LAP TIME	NO	BEHIND	LAP TIME	NO	BEHIND	LAP TIME	NO	BEHIND	LAP TIME
74		1:45.499	26		1:38.831	26		1:40.421	26		1:38.056
26	0.128	1:45.627	74	0.100	1:38.454	78	0.343	1:40.279	60	1 Lap	1:57.655
78	1.001	1:46.500	78	1.122	1:38.934	74	0.533	1:41.247			
184	1.982	1:47.481	184	4.414	1:40.609	133	1 Lap	2:01.781			
232	2.624	1:48.123	232	6.126	1:40.727	184	7.229	1:41.580			
17	2.990	1:48.489	17	8.470	1:42.044	232	7.565	1:41.527			
19	3.702	1:49.201	19	10.742	1:42.554	17	13.257	1:42.597			
84	5.300	1:50.799	84	14.859	1:43.707	19	16.538	1:43.020			
95	5.841	1:51.340	95	15.306	1:43.556	95	21.042	1:42.854			
45	6.782	1:52.281	45	15.733	1:43.740	45	21.590	1:42.201			
13	7.381	1:52.880	13	18.512	1:44.828	84	22.986	1:44.572			
88	9.014	1:54.513	88	23.497	1:46.111	20	1 Lap	2:09.201			
171	9.655	1:55.154	171	25.958	1:47.216	13	27.273	1:44.906			
46	10.522	1:56.021	46	26.503	1:47.217	88	35.203	1:45.964			
0	12.493	1:57.992	61	33.441	1:48.561	171	40.880	1:47.830			
61	13.430	1:58.929	611	33.568	1:48.467	46	41.502	1:47.792			
611	13.679	1:59.178	194	34.097	1:48.526	611	50.168	1:48.220			
194	14.724	2:00.223	0	34.550	1:50.216	61	50.288	1:48.501			
159	15.160	2:00.659	159	37.998	1:50.688	194	50.946	1:48.322			
199	17.676	2:03.175	152	41.265	1:50.863	0	51.647	1:48.490			
152	17.942	2:03.441	126	43.140	1:51.017	159	1:00.317	1:51.222			
40	18.416	2:03.915	417	47.687	1:52.593	152	1:03.407	1:51.799			
126	19.164	2:04.663	199	48.009	1:53.877	126	1:03.720	1:50.328			
50	19.985	2:05.484	40	48.805	1:54.157	417	1:12.977	1:52.734			
417	20.852	2:06.351	50	50.653	1:54.632	199	1:13.675	1:53.217			
60	21.004	2:06.503	51	51.067	1:53.765	40	1:14.023	1:53.301			
51	21.514	2:07.013	60	56.382	1:56.945	50	1:18.726	1:54.269			
20	31.832	2:17.331	133	1:22.621	2:01.759	51	1:19.662	1:54.673			
133	32.137	2:17.636	20	1:34.158	2:09.060	60	1:30.235	1:56.115			

LAP 2 @ 13:53:22.411			LAP 4 @ 13:56:40.401			LAP 6 @ 13:59:59.177		
NO	BEHIND	LAP TIME	NO	BEHIND	LAP TIME	NO	BEHIND	LAP TIME
26		1:38.910	74		1:39.059	26		1:38.062
74	0.477	1:39.515	26	0.293	1:39.452	78	0.812	1:38.531
78	1.019	1:39.056	78	0.778	1:38.815	74	1.086	1:38.615
184	2.636	1:39.692	184	6.363	1:41.108	184	11.671	1:42.504
232	4.230	1:40.644	232	6.752	1:39.785	232	11.962	1:42.459
17	5.257	1:41.305	17	11.374	1:42.063	17	20.374	1:45.179
19	7.019	1:42.355	19	14.232	1:42.649	19	21.278	1:42.802
84	9.983	1:43.721	95	18.902	1:42.755	45	26.442	1:42.914
95	10.581	1:43.778	84	19.128	1:43.428	95	27.086	1:44.106
45	10.824	1:43.080	45	20.103	1:43.529	133	1 Lap	2:01.099
13	12.515	1:44.172	13	23.081	1:43.728	84	29.126	1:44.202
88	16.217	1:46.241	88	29.953	1:45.615	13	36.254	1:47.043
171	17.573	1:46.956	171	33.764	1:46.965	88	43.621	1:46.480
46	18.117	1:46.633	46	34.424	1:47.080	46	51.433	1:47.993
0	23.165	1:49.710	61	42.501	1:48.219	171	51.594	1:48.776
61	23.711	1:49.319	611	42.662	1:48.253	20	1 Lap	2:07.795
611	23.932	1:49.291	194	43.338	1:48.400	61	1:01.191	1:48.965
194	24.402	1:48.716	0	43.871	1:48.480	611	1:01.435	1:49.329
159	26.141	1:50.019	159	49.809	1:50.970	194	1:01.986	1:49.102
152	29.233	1:50.329	152	52.322	1:50.216	0	1:02.211	1:48.626
126	30.954	1:50.828	126	54.106	1:50.125	159	1:14.225	1:51.970
199	32.963	1:54.325	417	1:00.957	1:52.429	126	1:16.090	1:50.432
40	33.479	1:54.101	199	1:01.172	1:52.322	152	1:19.614	1:54.269
417	33.925	1:52.111	40	1:01.436	1:51.790	417	1:27.479	1:52.564
50	34.852	1:53.905	50	1:05.171	1:53.677	199	1:27.522	1:51.909
51	36.133	1:53.657	51	1:05.703	1:53.795	40	1:27.713	1:51.752
60	38.268	1:56.302	60	1:14.834	1:57.611	50	1:35.332	1:54.668
133	59.693	2:06.594				51	1:35.735	1:54.135
20	1:03.929	2:11.135						

Weather / Track : Bright / Dry

Results can be found at www.tsl-timing.com

Cadwell Park

Circuit Length = 2.1800 miles

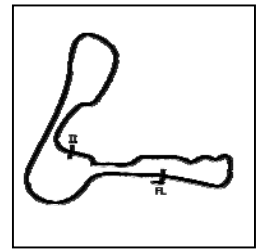
Start: 13:49 Flag 14:00 End: 14:07

Printed - 14:09 Sunday, 04 August 2019

BMCRC - MRO Championships 2019 - Rnd 7 @ Cadwell Park

MRO Minitwins & BMCRC Rookie Minitwins

RACE 1 - SECTOR ANALYSIS



SECTOR 1 = FL to I1, SECTOR 2 = I1 to FL, DIFF = Difference To Personal Best Lap, P = Crossed Finish Line in Pit Lane, D = Time Disallowed

P1 26		Glynn DAVIES		Suzuki -		
IDEAL LAP TIME : 1:37.819		BEST LAP TIME : 1:38.056		DIFFERENCE : 0.237		
LAP	SECTOR 1	SECTOR 2	LAP TIME	MPH	DIFF	TIME OF DAY
1 -		41.433	1:45.627	74.29	7.571	13:51:43.501
2 -	57.535	41.375	1:38.910	79.34	0.854	13:53:22.411
3 -	57.577	41.254	1:38.831 (3)	79.40	0.775	13:55:01.242
4 -	57.991	41.461	1:39.452	78.91	1.396	13:56:40.694
5 -	58.209	42.212	1:40.421	78.15	2.365	13:58:21.115
6 -	57.369	40.693	1:38.062 (2)	80.03	0.006	13:59:59.177
7 -	57.126	40.930	1:38.056 (1)	80.03		14:01:37.233

P2 184		David TWYFORD		Suzuki -		
IDEAL LAP TIME : 1:39.692		BEST LAP TIME : 1:39.692		DIFFERENCE : 0.000		
LAP	SECTOR 1	SECTOR 2	LAP TIME	MPH	DIFF	TIME OF DAY
1 -		42.185	1:47.481	73.01	7.789	13:51:45.355
2 -	57.736	41.956	1:39.692 (1)	78.72		13:53:25.047
3 -	57.922	42.687	1:40.609 (2)	78.00	0.917	13:55:05.656
4 -	58.674	42.434	1:41.108 (3)	77.62	1.416	13:56:46.764
5 -	58.853	42.727	1:41.580	77.25	1.888	13:58:28.344
6 -	59.706	42.798	1:42.504	76.56	2.812	14:00:10.848

P3 232 R		Matt WETHERELL		Suzuki - MSG Racing/Lamonde.com/FWR Tyres		
IDEAL LAP TIME : 1:39.785		BEST LAP TIME : 1:39.785		DIFFERENCE : 0.000		
LAP	SECTOR 1	SECTOR 2	LAP TIME	MPH	DIFF	TIME OF DAY
1 -		42.668	1:48.123	72.58	8.338	13:51:45.997
2 -	58.471	42.173	1:40.644 (2)	77.97	0.859	13:53:26.641
3 -	58.437	42.290	1:40.727 (3)	77.91	0.942	13:55:07.368
4 -	58.037	41.748	1:39.785 (1)	78.64		13:56:47.153
5 -	58.845	42.682	1:41.527	77.30	1.742	13:58:28.680
6 -	59.592	42.867	1:42.459	76.59	2.674	14:00:11.139

P4 17 R		Tommy DOWNES		Suzuki - Ray Gnarley/ MoreMoto		
IDEAL LAP TIME : 1:41.135		BEST LAP TIME : 1:41.305		DIFFERENCE : 0.170		
LAP	SECTOR 1	SECTOR 2	LAP TIME	MPH	DIFF	TIME OF DAY
1 -		42.749	1:48.489	72.33	7.184	13:51:46.363
2 -	58.517	42.788	1:41.305 (1)	77.46		13:53:27.668
3 -	59.085	42.959	1:42.044 (2)	76.90	0.739	13:55:09.712
4 -	59.445	42.618	1:42.063 (3)	76.89	0.758	13:56:51.775
5 -	59.443	43.154	1:42.597	76.49	1.292	13:58:34.372
6 -	1:01.215	43.964	1:45.179	74.61	3.874	14:00:19.551

P5 19		Kevin LILLEY		Suzuki - Trafalgar Cleaning Eqpt. / Vanson Leathers		
IDEAL LAP TIME : 1:41.906		BEST LAP TIME : 1:42.355		DIFFERENCE : 0.449		
LAP	SECTOR 1	SECTOR 2	LAP TIME	MPH	DIFF	TIME OF DAY
1 -		42.807	1:49.201	71.86	6.846	13:51:47.075
2 -	59.099	43.256	1:42.355 (1)	76.67		13:53:29.430
3 -	59.314	43.240	1:42.554 (2)	76.52	0.199	13:55:11.984
4 -	59.271	43.378	1:42.649 (3)	76.45	0.294	13:56:54.633
5 -	59.268	43.752	1:43.020	76.18	0.665	13:58:37.653
6 -	59.275	43.527	1:42.802	76.34	0.447	14:00:20.455

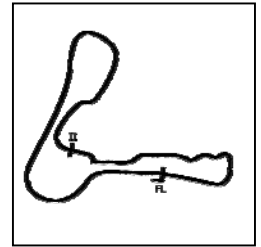
Weather / Track : Bright / Dry

Cadwell Park
Circuit Length = 2.1800 miles
Start: 13:49 Flag 14:00 End: 14:07

BMCRC - MRO Championships 2019 - Rnd 7 @ Cadwell Park

MRO Minitwins & BMCRC Rookie Minitwins

RACE 1 - SECTOR ANALYSIS



SECTOR 1 = FL to I1, SECTOR 2 = I1 to FL, DIFF = Difference To Personal Best Lap, P = Crossed Finish Line in Pit Lane, D = Time Disallowed

P6 45		Tom STEVENS		Suzuki -		
IDEAL LAP TIME : 1:42.124		BEST LAP TIME : 1:42.201		DIFFERENCE : 0.077		
LAP	SECTOR 1	SECTOR 2	LAP TIME	MPH	DIFF	TIME OF DAY
1 -		43.930	1:52.281	69.89	10.080	13:51:50.155
2 -	1:00.192	42.888	1:43.080 (3)	76.13	0.879	13:53:33.235
3 -	1:00.241	43.499	1:43.740	75.65	1.539	13:55:16.975
4 -	1:00.020	43.509	1:43.529	75.80	1.328	13:57:00.504
5 -	59.236	42.965	1:42.201 (1)	76.79		13:58:42.705
6 -	59.453	43.461	1:42.914 (2)	76.25	0.713	14:00:25.619

P7 95 R		John REYNOLDS		Suzuki - Fins Motorcycles		
IDEAL LAP TIME : 1:42.438		BEST LAP TIME : 1:42.755		DIFFERENCE : 0.317		
LAP	SECTOR 1	SECTOR 2	LAP TIME	MPH	DIFF	TIME OF DAY
1 -		43.191	1:51.340	70.48	8.585	13:51:49.214
2 -	1:00.308	43.470	1:43.778	75.62	1.023	13:53:32.992
3 -	1:00.312	43.244	1:43.556 (3)	75.78	0.801	13:55:16.548
4 -	59.937	42.818	1:42.755 (1)	76.37		13:56:59.303
5 -	59.620	43.234	1:42.854 (2)	76.30	0.099	13:58:42.157
6 -	1:00.177	43.929	1:44.106	75.38	1.351	14:00:26.263

P8 84		Ricardo BRANCO		Suzuki - IMP Racing		
IDEAL LAP TIME : 1:42.917		BEST LAP TIME : 1:43.428		DIFFERENCE : 0.511		
LAP	SECTOR 1	SECTOR 2	LAP TIME	MPH	DIFF	TIME OF DAY
1 -		43.457	1:50.799	70.83	7.371	13:51:48.673
2 -	1:00.384	43.337	1:43.721 (3)	75.66	0.293	13:53:32.394
3 -	1:00.264	43.443	1:43.707 (2)	75.67	0.279	13:55:16.101
4 -	1:00.775	42.653	1:43.428 (1)	75.87		13:56:59.529
5 -	1:00.485	44.087	1:44.572	75.04	1.144	13:58:44.101
6 -	1:00.449	43.753	1:44.202	75.31	0.774	14:00:28.303

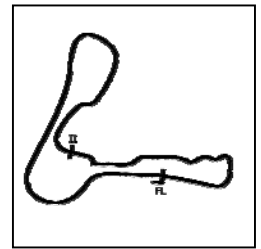
P9 13		Wil GREEN		Suzuki - Faith Fueled Racing		
IDEAL LAP TIME : 1:43.475		BEST LAP TIME : 1:43.728		DIFFERENCE : 0.253		
LAP	SECTOR 1	SECTOR 2	LAP TIME	MPH	DIFF	TIME OF DAY
1 -		44.099	1:52.880	69.52	9.152	13:51:50.754
2 -	59.969	44.203	1:44.172 (2)	75.33	0.444	13:53:34.926
3 -	1:00.896	43.932	1:44.828 (3)	74.86	1.100	13:55:19.754
4 -	1:00.222	43.506	1:43.728 (1)	75.66		13:57:03.482
5 -	1:00.544	44.362	1:44.906	74.81	1.178	13:58:48.388
6 -	1:02.363	44.680	1:47.043	73.31	3.315	14:00:35.431

P10 88 R		Michael NOAH		Suzuki -		
IDEAL LAP TIME : 1:45.552		BEST LAP TIME : 1:45.615		DIFFERENCE : 0.063		
LAP	SECTOR 1	SECTOR 2	LAP TIME	MPH	DIFF	TIME OF DAY
1 -		44.546	1:54.513	68.53	8.898	13:51:52.387
2 -	1:02.065	44.176	1:46.241	73.87	0.626	13:53:38.628
3 -	1:01.934	44.177	1:46.111 (3)	73.96	0.496	13:55:24.739
4 -	1:01.553	44.062	1:45.615 (1)	74.30		13:57:10.354
5 -	1:01.851	44.113	1:45.964 (2)	74.06	0.349	13:58:56.318
6 -	1:02.481	43.999	1:46.480	73.70	0.865	14:00:42.798

BMCRC - MRO Championships 2019 - Rnd 7 @ Cadwell Park

MRO Minitwins & BMCRC Rookie Minitwins

RACE 1 - SECTOR ANALYSIS



SECTOR 1 = FL to I1, SECTOR 2 = I1 to FL, DIFF = Difference To Personal Best Lap, P = Crossed Finish Line in Pit Lane, D = Time Disallowed

P11 46		Jeff MORRIS		Suzuki -		
IDEAL LAP TIME : 1:46.207		BEST LAP TIME : 1:46.633		DIFFERENCE : 0.426		
LAP	SECTOR 1	SECTOR 2	LAP TIME	MPH	DIFF	TIME OF DAY
1 -		44.691	1:56.021	67.64	9.388	13:51:53.895
2 -	1:01.516	45.117	1:46.633 (1)	73.59		13:53:40.528
3 -	1:02.231	44.986	1:47.217 (3)	73.19	0.584	13:55:27.745
4 -	1:02.028	45.052	1:47.080 (2)	73.29	0.447	13:57:14.825
5 -	1:01.923	45.869	1:47.792	72.80	1.159	13:59:02.617
6 -	1:02.011	45.982	1:47.993	72.67	1.360	14:00:50.610

P12 171		Colin CLUNE		Suzuki -		
IDEAL LAP TIME : 1:46.508		BEST LAP TIME : 1:46.956		DIFFERENCE : 0.448		
LAP	SECTOR 1	SECTOR 2	LAP TIME	MPH	DIFF	TIME OF DAY
1 -		44.638	1:55.154	68.15	8.198	13:51:53.028
2 -	1:01.870	45.086	1:46.956 (1)	73.37		13:53:39.984
3 -	1:02.087	45.129	1:47.216 (3)	73.19	0.260	13:55:27.200
4 -	1:02.259	44.706	1:46.965 (2)	73.37	0.009	13:57:14.165
5 -	1:02.113	45.717	1:47.830	72.78	0.874	13:59:01.995
6 -	1:02.356	46.420	1:48.776	72.14	1.820	14:00:50.771

P13 61		Jordan KILLWORTH		Suzuki -		
IDEAL LAP TIME : 1:48.133		BEST LAP TIME : 1:48.219		DIFFERENCE : 0.086		
LAP	SECTOR 1	SECTOR 2	LAP TIME	MPH	DIFF	TIME OF DAY
1 -		46.332	1:58.929	65.98	10.710	13:51:56.803
2 -	1:03.837	45.482	1:49.319	71.79	1.100	13:53:46.122
3 -	1:02.869	45.692	1:48.561 (3)	72.29	0.342	13:55:34.683
4 -	1:02.733	45.486	1:48.219 (1)	72.52		13:57:22.902
5 -	1:02.870	45.631	1:48.501 (2)	72.33	0.282	13:59:11.403
6 -	1:03.565	45.400	1:48.965	72.02	0.746	14:01:00.368

P14 611 R		David CURTIS		Kawasaki - CSS/The wife		
IDEAL LAP TIME : 1:48.156		BEST LAP TIME : 1:48.220		DIFFERENCE : 0.064		
LAP	SECTOR 1	SECTOR 2	LAP TIME	MPH	DIFF	TIME OF DAY
1 -		45.770	1:59.178	65.85	10.958	13:51:57.052
2 -	1:03.720	45.571	1:49.291	71.80	1.071	13:53:46.343
3 -	1:02.820	45.647	1:48.467 (3)	72.35	0.247	13:55:34.810
4 -	1:02.917	45.336	1:48.253 (2)	72.49	0.033	13:57:23.063
5 -	1:02.822	45.398	1:48.220 (1)	72.51		13:59:11.283
6 -	1:03.923	45.406	1:49.329	71.78	1.109	14:01:00.612

P15 194 R		Simon GARDNER		Kawasaki - Utilegry		
IDEAL LAP TIME : 1:48.253		BEST LAP TIME : 1:48.322		DIFFERENCE : 0.069		
LAP	SECTOR 1	SECTOR 2	LAP TIME	MPH	DIFF	TIME OF DAY
1 -		46.464	2:00.223	65.27	11.901	13:51:58.097
2 -	1:02.983	45.733	1:48.716	72.18	0.394	13:53:46.813
3 -	1:02.666	45.860	1:48.526 (3)	72.31	0.204	13:55:35.339
4 -	1:02.694	45.706	1:48.400 (2)	72.39	0.078	13:57:23.739
5 -	1:02.735	45.587	1:48.322 (1)	72.45		13:59:12.061
6 -	1:03.470	45.632	1:49.102	71.93	0.780	14:01:01.163

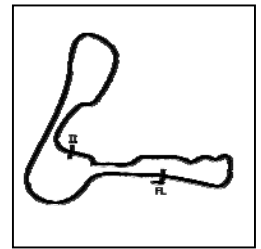
Weather / Track : Bright / Dry

Cadwell Park
Circuit Length = 2.1800 miles
Start: 13:49 Flag 14:00 End: 14:07

BMCRC - MRO Championships 2019 - Rnd 7 @ Cadwell Park

MRO Minitwins & BMCRC Rookie Minitwins

RACE 1 - SECTOR ANALYSIS



SECTOR 1 = FL to I1, SECTOR 2 = I1 to FL, DIFF = Difference To Personal Best Lap, P = Crossed Finish Line in Pit Lane, D = Time Disallowed

P16 0		Luke STANLEY		Suzuki - Urban Race Tribe		
IDEAL LAP TIME : 1:48.463		BEST LAP TIME : 1:48.480		DIFFERENCE : 0.017		
LAP	SECTOR 1	SECTOR 2	LAP TIME	MPH	DIFF	TIME OF DAY
1 -		45.925	1:57.992	66.51	9.512	13:51:55.866
2 -	1:04.148	45.562	1:49.710	71.53	1.230	13:53:45.576
3 -	1:04.365	45.851	1:50.216	71.20	1.736	13:55:35.792
4 -	1:03.133	45.347	1:48.480 (1)	72.34		13:57:24.272
5 -	1:03.160	45.330	1:48.490 (2)	72.33	0.010	13:59:12.762
6 -	1:03.179	45.447	1:48.626 (3)	72.24	0.146	14:01:01.388

P17 159		Benn RIDGWELL		Suzuki - Ridgely Racing		
IDEAL LAP TIME : 1:49.955		BEST LAP TIME : 1:50.019		DIFFERENCE : 0.064		
LAP	SECTOR 1	SECTOR 2	LAP TIME	MPH	DIFF	TIME OF DAY
1 -		47.583	2:00.659	65.04	10.640	13:51:58.533
2 -	1:03.084	46.935	1:50.019 (1)	71.33		13:53:48.552
3 -	1:03.764	46.924	1:50.688 (2)	70.90	0.669	13:55:39.240
4 -	1:04.099	46.871	1:50.970 (3)	70.72	0.951	13:57:30.210
5 -	1:03.803	47.419	1:51.222	70.56	1.203	13:59:21.432
6 -	1:04.529	47.441	1:51.970	70.09	1.951	14:01:13.402

P18 126		Damien LECHAUVE		Suzuki -		
IDEAL LAP TIME : 1:49.747		BEST LAP TIME : 1:50.125		DIFFERENCE : 0.378		
LAP	SECTOR 1	SECTOR 2	LAP TIME	MPH	DIFF	TIME OF DAY
1 -		48.269	2:04.663	62.95	14.538	13:52:02.537
2 -	1:04.192	46.636	1:50.828	70.81	0.703	13:53:53.365
3 -	1:04.390	46.627	1:51.017	70.69	0.892	13:55:44.382
4 -	1:03.854	46.271	1:50.125 (1)	71.26		13:57:34.507
5 -	1:03.891	46.437	1:50.328 (2)	71.13	0.203	13:59:24.835
6 -	1:03.476	46.956	1:50.432 (3)	71.06	0.307	14:01:15.267

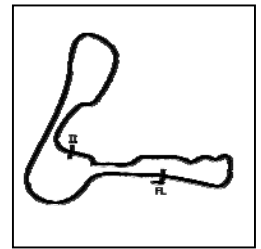
P19 152		Jason ALLEN		Suzuki -		
IDEAL LAP TIME : 1:49.866		BEST LAP TIME : 1:50.216		DIFFERENCE : 0.350		
LAP	SECTOR 1	SECTOR 2	LAP TIME	MPH	DIFF	TIME OF DAY
1 -		47.924	2:03.441	63.57	13.225	13:52:01.315
2 -	1:04.340	45.989	1:50.329 (2)	71.13	0.113	13:53:51.644
3 -	1:04.582	46.281	1:50.863 (3)	70.79	0.647	13:55:42.507
4 -	1:03.877	46.339	1:50.216 (1)	71.20		13:57:32.723
5 -	1:05.280	46.519	1:51.799	70.19	1.583	13:59:24.522
6 -	1:06.131	48.138	1:54.269	68.68	4.053	14:01:18.791

P20 417 R		Thomas CORTHORN WEST		Suzuki -		
IDEAL LAP TIME : 1:51.895		BEST LAP TIME : 1:52.111		DIFFERENCE : 0.216		
LAP	SECTOR 1	SECTOR 2	LAP TIME	MPH	DIFF	TIME OF DAY
1 -		47.569	2:06.351	62.11	14.240	13:52:04.225
2 -	1:05.009	47.102	1:52.111 (1)	70.00		13:53:56.336
3 -	1:05.480	47.113	1:52.593	69.70	0.482	13:55:48.929
4 -	1:05.040	47.389	1:52.429 (2)	69.80	0.318	13:57:41.358
5 -	1:05.848	46.886	1:52.734	69.61	0.623	13:59:34.092
6 -	1:05.113	47.451	1:52.564 (3)	69.72	0.453	14:01:26.656

BMCRC - MRO Championships 2019 - Rnd 7 @ Cadwell Park

MRO Minitwins & BMCRC Rookie Minitwins

RACE 1 - SECTOR ANALYSIS



SECTOR 1 = FL to I1, SECTOR 2 = I1 to FL, DIFF = Difference To Personal Best Lap, P = Crossed Finish Line in Pit Lane, D = Time Disallowed

P21 199		Michael FROST		Suzuki -		
IDEAL LAP TIME : 1:51.656		BEST LAP TIME : 1:51.909		DIFFERENCE : 0.253		
LAP	SECTOR 1	SECTOR 2	LAP TIME	MPH	DIFF	TIME OF DAY
1 -		47.789	2:03.175	63.71	11.266	13:52:01.049
2 -	1:06.911	47.414	1:54.325	68.64	2.416	13:53:55.374
3 -	1:06.791	47.086	1:53.877	68.91	1.968	13:55:49.251
4 -	1:05.138	47.184	1:52.322 (2)	69.87	0.413	13:57:41.573
5 -	1:06.413	46.804	1:53.217 (3)	69.31	1.308	13:59:34.790
6 -	1:04.852	47.057	1:51.909 (1)	70.12		14:01:26.699

P22 40 R		Simon WILKINSON		Suzuki - S P Wilkinson Engineering Ltd		
IDEAL LAP TIME : 1:51.702		BEST LAP TIME : 1:51.752		DIFFERENCE : 0.050		
LAP	SECTOR 1	SECTOR 2	LAP TIME	MPH	DIFF	TIME OF DAY
1 -		47.878	2:03.915	63.33	12.163	13:52:01.789
2 -	1:06.392	47.709	1:54.101	68.78	2.349	13:53:55.890
3 -	1:06.667	47.490	1:54.157	68.74	2.405	13:55:50.047
4 -	1:04.919	46.871	1:51.790 (2)	70.20	0.038	13:57:41.837
5 -	1:06.230	47.071	1:53.301 (3)	69.26	1.549	13:59:35.138
6 -	1:04.831	46.921	1:51.752 (1)	70.22		14:01:26.890

P23 50		Adam RIDGWELL		Suzuki - Ridgely Racing		
IDEAL LAP TIME : 1:53.488		BEST LAP TIME : 1:53.677		DIFFERENCE : 0.189		
LAP	SECTOR 1	SECTOR 2	LAP TIME	MPH	DIFF	TIME OF DAY
1 -		48.056	2:05.484	62.54	11.807	13:52:03.358
2 -	1:06.117	47.788	1:53.905 (2)	68.90	0.228	13:53:57.263
3 -	1:06.384	48.248	1:54.632	68.46	0.955	13:55:51.895
4 -	1:05.721	47.956	1:53.677 (1)	69.03		13:57:45.572
5 -	1:06.502	47.767	1:54.269 (3)	68.68	0.592	13:59:39.841
6 -	1:06.284	48.384	1:54.668	68.44	0.991	14:01:34.509

P24 51		Andrew DURANT		Suzuki -		
IDEAL LAP TIME : 1:52.808		BEST LAP TIME : 1:53.657		DIFFERENCE : 0.849		
LAP	SECTOR 1	SECTOR 2	LAP TIME	MPH	DIFF	TIME OF DAY
1 -		48.993	2:07.013	61.78	13.356	13:52:04.887
2 -	1:06.386	47.271	1:53.657 (1)	69.05		13:53:58.544
3 -	1:05.537	48.228	1:53.765 (2)	68.98	0.108	13:55:52.309
4 -	1:05.633	48.162	1:53.795 (3)	68.96	0.138	13:57:46.104
5 -	1:06.634	48.039	1:54.673	68.43	1.016	13:59:40.777
6 -	1:05.680	48.455	1:54.135	68.76	0.478	14:01:34.912

P25 60 R		Alan HENSBY		Suzuki -		
IDEAL LAP TIME : 1:55.761		BEST LAP TIME : 1:56.115		DIFFERENCE : 0.354		
LAP	SECTOR 1	SECTOR 2	LAP TIME	MPH	DIFF	TIME OF DAY
1 -		48.766	2:06.503	62.03	10.388	13:52:04.377
2 -	1:07.475	48.827	1:56.302 (2)	67.48	0.187	13:54:00.679
3 -	1:07.691	49.254	1:56.945 (3)	67.10	0.830	13:55:57.624
4 -	1:08.415	49.196	1:57.611	66.72	1.496	13:57:55.235
5 -	1:07.829	48.286	1:56.115 (1)	67.58		13:59:51.350
6 -	1:07.727	49.928	1:57.655	66.70	1.540	14:01:49.005

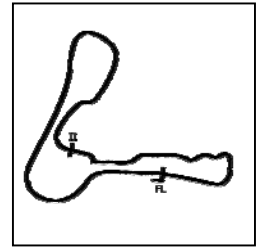
Weather / Track : Bright / Dry

Cadwell Park
Circuit Length = 2.1800 miles
Start: 13:49 Flag 14:00 End: 14:07

BMCRC - MRO Championships 2019 - Rnd 7 @ Cadwell Park

MRO Minitwins & BMCRC Rookie Minitwins

RACE 1 - SECTOR ANALYSIS



SECTOR 1 = FL to I1, SECTOR 2 = I1 to FL, DIFF = Difference To Personal Best Lap, P = Crossed Finish Line in Pit Lane, D = Time Disallowed

P26 133 R		James CASARETO		Suzuki -		
IDEAL LAP TIME : 2:00.522		BEST LAP TIME : 2:01.099		DIFFERENCE : 0.577		
LAP	SECTOR 1	SECTOR 2	LAP TIME	MPH	DIFF	TIME OF DAY
1 -		53.695	2:17.636	57.02	16.537	13:52:15.510
2 -	1:14.972	51.622	2:06.594	61.99	5.495	13:54:22.104
3 -	1:11.033	50.726	2:01.759 (2)	64.45	0.660	13:56:23.863
4 -	1:11.981	49.800	2:01.781 (3)	64.44	0.682	13:58:25.644
5 -	1:10.722	50.377	2:01.099 (1)	64.80		14:00:26.743

P27 20 R		Steve MALE		Suzuki - ATB Racing		
IDEAL LAP TIME : 2:07.795		BEST LAP TIME : 2:07.795		DIFFERENCE : 0.000		
LAP	SECTOR 1	SECTOR 2	LAP TIME	MPH	DIFF	TIME OF DAY
1 -		53.682	2:17.331	57.14	9.536	13:52:15.205
2 -	1:15.046	56.089	2:11.135	59.84	3.340	13:54:26.340
3 -	1:15.398	53.662	2:09.060 (2)	60.80	1.265	13:56:35.400
4 -	1:15.882	53.319	2:09.201 (3)	60.74	1.406	13:58:44.601
5 -	1:14.849	52.946	2:07.795 (1)	61.41		14:00:52.396

P28 78		Keith POVAH		Suzuki - 78Plate.com Screenprinting/@crap.sack		
IDEAL LAP TIME : 1:38.166		BEST LAP TIME : 1:38.531		DIFFERENCE : 0.365		
LAP	SECTOR 1	SECTOR 2	LAP TIME	MPH	DIFF	TIME OF DAY
1 -		41.896	1:46.500	73.69	7.969	13:51:44.374
2 -	57.474	41.582	1:39.056	79.22	0.525	13:53:23.430
3 -	57.263	41.671	1:38.934 (3)	79.32	0.403	13:55:02.364
4 -	57.374	41.441	1:38.815 (2)	79.42	0.284	13:56:41.179
5 -	57.573	42.706	1:40.279	78.26	1.748	13:58:21.458
6 -	57.485	41.046	1:38.531 (1)	79.65		13:59:59.989

P29 74		Daniel SINGLETON		Suzuki - Bambino Developments Racing		
IDEAL LAP TIME : 1:38.454		BEST LAP TIME : 1:38.454		DIFFERENCE : 0.000		
LAP	SECTOR 1	SECTOR 2	LAP TIME	MPH	DIFF	TIME OF DAY
1 -		41.545	1:45.499	74.38	7.045	13:51:43.373
2 -	57.898	41.617	1:39.515	78.86	1.061	13:53:22.888
3 -	57.387	41.067	1:38.454 (1)	79.71		13:55:01.342
4 -	57.654	41.405	1:39.059 (3)	79.22	0.605	13:56:40.401
5 -	58.176	43.071	1:41.247	77.51	2.793	13:58:21.648
6 -	57.402	41.213	1:38.615 (2)	79.58	0.161	14:00:00.263

BMCRC - MRO Championships 2019 - Rnd 7 @ Cadwell Park

MRO Minitwins & BMCRC Rookie Minitwins

RACE 1 - BEST SECTORS

SECTOR 1			SECTOR 2			IDEAL / BEST COMPARISON						
POS	NO	NAME	TIME	NO	NAME	TIME	POS	NO	NAME	IDEAL	BEST	DIFF
									PERFECT LAP	1:37.813		
1	78	POVAH	57.120	26	DAVIES	40.693	1	26	DAVIES	1:37.819	1:38.056	0.237
2	26	DAVIES	57.126	78	POVAH	41.046	2	78	POVAH	1:38.166	1:38.531	0.365
3	74	SINGLETON	57.387	74	SINGLETON	41.067	3	74	SINGLETON	1:38.454	1:38.454	0.000
4	184	TWYFORD	57.736	232	WETHERELL	41.748	4	184	TWYFORD	1:39.692	1:39.692	0.000
5	232	WETHERELL	58.037	184	TWYFORD	41.956	5	232	WETHERELL	1:39.785	1:39.785	0.000
6	17	DOWNES	58.517	17	DOWNES	42.618	6	17	DOWNES	1:41.135	1:41.305	0.170
7	19	LILLEY	59.099	84	BRANCO	42.653	7	19	LILLEY	1:41.906	1:42.355	0.449
8	45	STEVENS	59.236	19	LILLEY	42.807	8	45	STEVENS	1:42.124	1:42.201	0.077
9	95	REYNOLDS	59.620	95	REYNOLDS	42.818	9	95	REYNOLDS	1:42.438	1:42.755	0.317
10	13	GREEN	59.969	45	STEVENS	42.888	10	84	BRANCO	1:42.917	1:43.428	0.511
11	84	BRANCO	1:00.264	13	GREEN	43.506	11	13	GREEN	1:43.475	1:43.728	0.253
12	46	MORRIS	1:01.516	88	NOAH	43.999	12	88	NOAH	1:45.552	1:45.615	0.063
13	88	NOAH	1:01.553	171	CLUNE	44.638	13	46	MORRIS	1:46.207	1:46.633	0.426
14	171	CLUNE	1:01.870	46	MORRIS	44.691	14	171	CLUNE	1:46.508	1:46.956	0.448
15	194	GARDNER	1:02.666	0	STANLEY	45.330	15	61	KILLWORTH	1:48.133	1:48.219	0.086
16	61	KILLWORTH	1:02.733	611	CURTIS	45.336	16	611	CURTIS	1:48.156	1:48.220	0.064
17	611	CURTIS	1:02.820	61	KILLWORTH	45.400	17	194	GARDNER	1:48.253	1:48.322	0.069
18	159	RIDGWELL	1:03.084	194	GARDNER	45.587	18	0	STANLEY	1:48.463	1:48.480	0.017
19	0	STANLEY	1:03.133	152	ALLEN	45.989	19	126	LECHAUVE	1:49.747	1:50.125	0.378
20	126	LECHAUVE	1:03.476	126	LECHAUVE	46.271	20	152	ALLEN	1:49.866	1:50.216	0.350
21	152	ALLEN	1:03.877	199	FROST	46.804	21	159	RIDGWELL	1:49.955	1:50.019	0.064
22	40	WILKINSON	1:04.831	159	RIDGWELL	46.871	22	199	FROST	1:51.656	1:51.909	0.253
23	199	FROST	1:04.852	40	WILKINSON	46.871	23	40	WILKINSON	1:51.702	1:51.752	0.050
24	417	CORTHORN WEST	1:05.009	417	CORTHORN WEST	46.886	24	417	CORTHORN WEST	1:51.895	1:52.111	0.216
25	51	DURANT	1:05.537	51	DURANT	47.271	25	51	DURANT	1:52.808	1:53.657	0.849
26	50	RIDGWELL	1:05.721	50	RIDGWELL	47.767	26	50	RIDGWELL	1:53.488	1:53.677	0.189
27	60	HENSBY	1:07.475	60	HENSBY	48.286	27	60	HENSBY	1:55.761	1:56.115	0.354
28	133	CASARETO	1:10.722	133	CASARETO	49.800	28	133	CASARETO	2:00.522	2:01.099	0.577
29	20	MALE	1:14.849	20	MALE	52.946	29	20	MALE	2:07.795	2:07.795	0.000

Weather / Track : Bright / Dry

Results can be found at www.tsl-timing.com

Cadwell Park

Circuit Length = 2.1800 miles

Start: 13:49 Flag 14:00 End: 14:07

Printed - 14:08 Sunday, 04 August 2019

BMCRC - MRO Championships 2019 - Rnd 7 @ Cadwell Park



MRO Minitwins & BMCRC Rookie Minitwins

RACE 11 - GRID (9 Laps)

ROW 13	37	146	Simon GATES	1		1				
ROW 12		34	43	Robert DAVIE	35	70	Vanessa GILLAM	36	9	Mark TAYLOR
ROW 11	31	58	Stacey KILLWORTH	32	124	Jamie PATRICK	33	29	Hayden KILLWORTH	
ROW 10		28	133	James CASARETO	29	20	Steve MALE	30	4	Jake POVAH
ROW 9	25	51	Andrew DURANT	26	50	Adam RIDGWELL	27	60	Alan HENSBY	
ROW 8		22	40	Simon WILKINSON	23	199	Michael FROST	24	417	Thomas CORTHORN WEST
ROW 7	19	159	Benn RIDGWELL	20	126	Damien LECHAUVE	21	152	Jason ALLEN	
ROW 6		16	611	David CURTIS	17	194	Simon GARDNER	18	0	Luke STANLEY
ROW 5	13	46	Jeff MORRIS	14	171	Colin CLUNE	15	61	Jordan KILLWORTH	
ROW 4		10	84	Ricardo BRANCO	11	13	Wil GREEN	12	88	Michael NOAH
ROW 3	7	45	Tom STEVENS	8	19	Kevin LILLEY	9	95	John REYNOLDS	
ROW 2		4	184	David TWYFORD	5	232	Matt WETHERELL	6	17	Tommy DOWNES
ROW 1	1	26	Glynn DAVIES	2	74	Daniel SINGLETON	3	78	Keith POVAH	
			Pole							

Cadwell Park
Circuit Length = 2.1800 miles

These results are provisional until the conclusion of any judicial and technical matters.

Clerk Of Course :	Steward :	Timekeeper :
-------------------	-----------	--------------

Results can be found at www.tsl-timing.com

Printed - 14:11 Sunday, 04 August 2019



BMCRC - MRO Championships 2019 - Rnd 7 @ Cadwell Park



MRO Minitwins & BMCRC Rookie Minitwins

RACE 11 - CLASSIFICATION

POS	NO	CL	PIC NAME	ENTRY	LAPS	TIME	GAP	DIFF	MPH	BEST	ON
1	26		1 Glynn DAVIES	Suzuki -	9	14:57.360			78.71	1:38.827	4
2	78		2 Keith POVAH	Suzuki - 78Plate.com Screenprinting/@crap.sack	9	15:07.532	10.172	10.172	77.82	1:39.144	5
3	74		3 Daniel SINGLETON	Suzuki - Bambino Developments Racing	9	15:17.487	20.127	9.955	76.98	1:40.837	3
4	184		4 David TWYFORD	Suzuki -	9	15:17.745	20.385	0.258	76.96	1:40.187	5
5	232	R	1 Matt WETHERELL	Suzuki - MSG Racing/Lamonde.com/FWR Tyres	9	15:18.418	21.058	0.673	76.90	1:40.258	3
6	19		5 Kevin LILLEY	Suzuki - Trafalgar Cleaning Eqpt. / Vanson Leathers	9	15:29.486	32.126	11.068	75.99	1:41.900	2
7	95	R	2 John REYNOLDS	Suzuki - Fins Motorcycles	9	15:35.768	38.408	6.282	75.48	1:40.843	6
8	84		6 Ricardo BRANCO	Suzuki - IMP Racing	9	15:59.508	1:02.148	23.740	73.61	1:45.281	2
9	88	R	3 Michael NOAH	Suzuki -	9	16:02.942	1:05.582	3.434	73.35	1:45.008	2
10	171		7 Colin CLUNE	Suzuki -	9	16:08.067	1:10.707	5.125	72.96	1:45.703	5
11	0		8 Luke STANLEY	Suzuki - Urban Race Tribe	9	16:32.226	1:34.866	24.159	71.18	1:49.069	8
12	199		9 Michael FROST	Suzuki -	8	15:04.193	1 Lap	1 Lap	69.43	1:50.127	5
13	417	R	4 Thomas CORTHORN WEST	Suzuki -	8	15:04.991	1 Lap	0.798	69.37	1:50.159	8
14	126		10 Damien LECHAUVE	Suzuki -	8	15:05.607	1 Lap	0.616	69.32	1:49.892	8
15	60	R	5 Alan HENSBY	Suzuki -	8	15:47.718	1 Lap	42.111	66.24	1:56.053	6

NOT CLASSIFIED

DNF	17	R	Tommy DOWNES	Suzuki - Ray Gnarley/ MoreMoto	6	10:17.317	3 Laps	2 Laps	76.27	1:40.799	3
DNF	13		Wii GREEN	Suzuki - Faith Fueled Racing	6	10:31.839	3 Laps	14.522	74.52	1:42.782	3
DNF	40	R	Simon WILKINSON	Suzuki - S P Wilkinson Engineering Ltd	6	11:25.442	3 Laps	53.603	68.69	1:51.875	6

FASTEST LAP

26			Glynn DAVIES	Suzuki -	4	1:38.827			79.41 mph	127.80 kph
232	R		Matt WETHERELL	Suzuki - MSG Racing/Lamonde.com/FWR Tyres	3	1:40.258			78.27 mph	125.97 kph

Class - 92.5% of Race Speed = 72.80 mph
 Class R - 92.5% of Race Speed = 71.13 mph

Cadwell Park
 Circuit Length = 2.1800 miles
 Start: 17:14 Flag 17:29 End: 17:31

Weather / Track : Bright / Dry
 These results are provisional until the conclusion of any judicial and technical matters.

Clerk Of Course :	Steward :	Timekeeper :
-------------------	-----------	--------------

Results can be found at www.tsl-timing.com

Printed - 17:31 Sunday, 04 August 2019



BMCRC - MRO Championships 2019 - Rnd 7 @ Cadwell Park

MRO Minitwins & BMCRC Rookie Minitwins

RACE 11 - LAP CHART

LAP 1 @ 17:16:23.147			LAP 4 @ 17:21:20.099			LAP 7 @ 17:26:16.917		
NO	BEHIND	LAP TIME	NO	BEHIND	LAP TIME	NO	BEHIND	LAP TIME
26		1:44.621	26		1:38.827	26		1:38.952
74	3.072	1:47.693	78	6.242	1:39.603	78	9.401	1:40.211
78	3.207	1:47.828	74	9.499	1:41.562	60	1 Lap	1:56.053
184	3.339	1:47.960	17	9.905	1:41.184	74	17.098	1:41.527
17	3.940	1:48.561	232	10.157	1:41.128	232	17.454	1:40.715
232	4.417	1:49.038	184	11.657	1:40.818	184	17.586	1:40.740
19	5.504	1:50.125	19	14.978	1:42.157	19	26.140	1:43.395
95	6.241	1:50.862	95	17.083	1:42.246	95	33.243	1:50.263
84	8.046	1:52.667	13	20.916	1:43.211	84	50.213	1:47.622
13	8.499	1:53.120	84	28.705	1:45.907	88	50.662	1:46.940
88	8.660	1:53.281	88	29.237	1:45.918	171	56.706	1:46.537
0	12.098	1:56.719	171	35.145	1:46.605	0	1:14.904	1:49.199
171	12.211	1:56.832	0	44.002	1:49.646	199	1:35.467	1:51.833
199	15.134	1:59.755	126	56.273	1:51.804	417	1:36.441	1:52.748
126	15.743	2:00.364	417	57.011	1:51.520	126	1:37.324	1:53.835
40	15.995	2:00.616	199	58.666	1:53.778			
417	16.760	2:01.381	40	1:00.101	1:54.018			
60	19.489	2:04.110	60	1:19.217	1:59.450			

LAP 2 @ 17:18:02.200			LAP 5 @ 17:22:59.046			LAP 8 @ 17:27:56.025		
NO	BEHIND	LAP TIME	NO	BEHIND	LAP TIME	NO	BEHIND	LAP TIME
26		1:39.053	26		1:38.947	26		1:39.108
78	4.757	1:40.603	78	6.439	1:39.144	78	9.869	1:39.576
74	4.999	1:40.980	74	12.310	1:41.758	74	18.902	1:40.912
17	5.821	1:40.934	17	12.578	1:41.620	184	19.462	1:40.984
184	6.135	1:41.849	232	12.695	1:41.485	232	20.378	1:42.032
232	6.670	1:41.306	184	12.897	1:40.187	19	29.610	1:42.578
19	8.351	1:41.900	19	18.111	1:42.080	60	1 Lap	1:56.346
95	10.217	1:43.029	95	20.008	1:41.872	95	36.613	1:42.478
13	12.822	1:43.376	13	25.923	1:43.954	84	56.715	1:45.610
84	14.274	1:45.281	84	35.125	1:45.367	88	57.514	1:45.960
88	14.615	1:45.008	88	36.130	1:45.840	171	1:04.076	1:46.478
171	19.935	1:46.777	171	41.901	1:45.703	0	1:24.865	1:49.069
0	22.357	1:49.312	0	54.498	1:49.443			
199	29.424	1:53.343	126	1:09.308	1:51.982			
126	30.071	1:53.381	417	1:09.493	1:51.429			
40	30.348	1:53.406	199	1:09.846	1:50.127			
417	31.238	1:53.531	40	1:13.047	1:51.893			
60	38.338	1:57.902	60	1:37.835	1:57.565			

LAP 3 @ 17:19:41.272			LAP 6 @ 17:24:37.965			LAP 9 @ 17:29:35.886		
NO	BEHIND	LAP TIME	NO	BEHIND	LAP TIME	NO	BEHIND	LAP TIME
26		1:39.072	26		1:38.919	26		1:39.861
78	5.466	1:39.781	78	8.142	1:40.622	199	1 Lap	1:50.335
74	6.764	1:40.837	74	14.523	1:41.132	417	1 Lap	1:50.159
17	7.548	1:40.799	232	15.691	1:41.915	126	1 Lap	1:49.892
232	7.856	1:40.258	184	15.798	1:41.820	78	10.172	1:40.164
184	9.666	1:42.603	17	17.878	1:44.219	74	20.127	1:41.086
19	11.648	1:42.369	19	21.697	1:42.505	184	20.385	1:40.784
95	13.664	1:42.519	95	21.932	1:40.843	232	21.058	1:40.541
13	16.532	1:42.782	13	32.400	1:45.396	19	32.126	1:42.377
84	21.625	1:46.423	84	41.543	1:45.337	95	38.408	1:41.656
88	22.146	1:46.603	88	42.674	1:45.463	60	1 Lap	1:56.964
171	27.367	1:46.504	171	49.121	1:46.139	84	1:02.148	1:45.294
0	33.183	1:49.898	0	1:04.657	1:49.078	88	1:05.582	1:47.929
126	43.296	1:52.297	126	1:22.441	1:52.052	171	1:10.707	1:46.492
199	43.715	1:53.363	199	1:22.586	1:51.659	0	1:34.866	1:49.862
417	44.318	1:52.152	417	1:22.645	1:52.071			
40	44.910	1:53.634	40	1:26.003	1:51.875			
60	58.594	1:59.328						

Weather / Track : Bright / Dry

Results can be found at www.tsl-timing.com

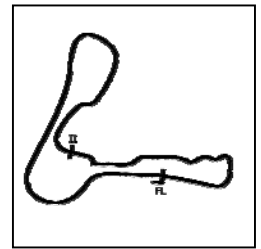
Cadwell Park
 Circuit Length = 2.1800 miles
 Start: 17:14 Flag 17:29 End: 17:31

Printed - 17:32 Sunday, 04 August 2019

BMCRC - MRO Championships 2019 - Rnd 7 @ Cadwell Park

MRO Minitwins & BMCRC Rookie Minitwins

RACE 11 - SECTOR ANALYSIS



SECTOR 1 = FL to I1, SECTOR 2 = I1 to FL, DIFF = Difference To Personal Best Lap, P = Crossed Finish Line in Pit Lane, D = Time Disallowed

P1 26		Glynn DAVIES		Suzuki -		
IDEAL LAP TIME : 1:38.733		BEST LAP TIME : 1:38.827		DIFFERENCE : 0.094		
LAP	SECTOR 1	SECTOR 2	LAP TIME	MPH	DIFF	TIME OF DAY
1 -		41.407	1:44.621	75.01	5.794	17:16:23.147
2 -	57.653	41.400	1:39.053	79.23	0.226	17:18:02.200
3 -	57.591	41.481	1:39.072	79.21	0.245	17:19:41.272
4 -	57.463	41.364	1:38.827 (1)	79.41		17:21:20.099
5 -	57.546	41.401	1:38.947 (3)	79.31	0.120	17:22:59.046
6 -	57.571	41.348	1:38.919 (2)	79.33	0.092	17:24:37.965
7 -	57.682	41.270	1:38.952	79.31	0.125	17:26:16.917
8 -	57.698	41.410	1:39.108	79.18	0.281	17:27:56.025
9 -	58.491	41.370	1:39.861	78.58	1.034	17:29:35.886

P2 78		Keith POVAH		Suzuki - 78Plate.com Screenprinting/@crap.sack		
IDEAL LAP TIME : 1:39.144		BEST LAP TIME : 1:39.144		DIFFERENCE : 0.000		
LAP	SECTOR 1	SECTOR 2	LAP TIME	MPH	DIFF	TIME OF DAY
1 -		43.055	1:47.828	72.78	8.684	17:16:26.354
2 -	58.522	42.081	1:40.603	78.01	1.459	17:18:06.957
3 -	58.151	41.630	1:39.781	78.65	0.637	17:19:46.738
4 -	58.019	41.584	1:39.603 (3)	78.79	0.459	17:21:26.341
5 -	57.583	41.561	1:39.144 (1)	79.15		17:23:05.485
6 -	58.775	41.847	1:40.622	77.99	1.478	17:24:46.107
7 -	58.308	41.903	1:40.211	78.31	1.067	17:26:26.318
8 -	57.921	41.655	1:39.576 (2)	78.81	0.432	17:28:05.894
9 -	58.361	41.803	1:40.164	78.35	1.020	17:29:46.058

P3 74		Daniel SINGLETON		Suzuki - Bambino Developments Racing		
IDEAL LAP TIME : 1:40.323		BEST LAP TIME : 1:40.837		DIFFERENCE : 0.514		
LAP	SECTOR 1	SECTOR 2	LAP TIME	MPH	DIFF	TIME OF DAY
1 -		43.029	1:47.693	72.87	6.856	17:16:26.219
2 -	59.130	41.850	1:40.980 (3)	77.71	0.143	17:18:07.199
3 -	58.473	42.364	1:40.837 (1)	77.82		17:19:48.036
4 -	59.066	42.496	1:41.562	77.27	0.725	17:21:29.598
5 -	59.010	42.748	1:41.758	77.12	0.921	17:23:11.356
6 -	58.813	42.319	1:41.132	77.60	0.295	17:24:52.488
7 -	58.984	42.543	1:41.527	77.30	0.690	17:26:34.015
8 -	59.032	41.880	1:40.912 (2)	77.77	0.075	17:28:14.927
9 -	58.670	42.416	1:41.086	77.63	0.249	17:29:56.013

P4 184		David TWYFORD		Suzuki -		
IDEAL LAP TIME : 1:39.668		BEST LAP TIME : 1:40.187		DIFFERENCE : 0.519		
LAP	SECTOR 1	SECTOR 2	LAP TIME	MPH	DIFF	TIME OF DAY
1 -		42.727	1:47.960	72.69	7.773	17:16:26.486
2 -	59.328	42.521	1:41.849	77.05	1.662	17:18:08.335
3 -	1:00.422	42.181	1:42.603	76.48	2.416	17:19:50.938
4 -	58.457	42.361	1:40.818	77.84	0.631	17:21:31.756
5 -	58.023	42.164	1:40.187 (1)	78.33		17:23:11.943
6 -	58.916	42.904	1:41.820	77.07	1.633	17:24:53.763
7 -	58.398	42.342	1:40.740 (2)	77.90	0.553	17:26:34.503
8 -	59.339	41.645	1:40.984	77.71	0.797	17:28:15.487
9 -	58.554	42.230	1:40.784 (3)	77.87	0.597	17:29:56.271

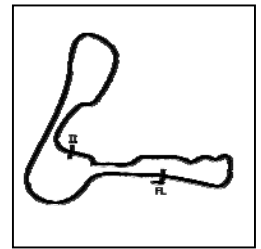
Weather / Track : Bright / Dry

Cadwell Park
Circuit Length = 2.1800 miles
Start: 17:14 Flag 17:29 End: 17:31

BMCRC - MRO Championships 2019 - Rnd 7 @ Cadwell Park

MRO Minitwins & BMCRC Rookie Minitwins

RACE 11 - SECTOR ANALYSIS



SECTOR 1 = FL to I1, SECTOR 2 = I1 to FL, DIFF = Difference To Personal Best Lap, P = Crossed Finish Line in Pit Lane, D = Time Disallowed

P5 232 R		Matt WETHERELL		Suzuki - MSG Racing/Lamonde.com/FWR Tyres		
IDEAL LAP TIME : 1:39.720		BEST LAP TIME : 1:40.258		DIFFERENCE : 0.538		
LAP	SECTOR 1	SECTOR 2	LAP TIME	MPH	DIFF	TIME OF DAY
1 -		43.310	1:49.038	71.97	8.780	17:16:27.564
2 -	58.826	42.480	1:41.306	77.46	1.048	17:18:08.870
3 -	58.464	41.794	1:40.258 (1)	78.27		17:19:49.128
4 -	58.662	42.466	1:41.128	77.60	0.870	17:21:30.256
5 -	58.802	42.683	1:41.485	77.33	1.227	17:23:11.741
6 -	58.860	43.055	1:41.915	77.00	1.657	17:24:53.656
7 -	58.052	42.663	1:40.715 (3)	77.92	0.457	17:26:34.371
8 -	1:00.364	41.668	1:42.032	76.91	1.774	17:28:16.403
9 -	58.750	41.791	1:40.541 (2)	78.05	0.283	17:29:56.944

P6 19		Kevin LILLEY		Suzuki - Trafalgar Cleaning Eqpt. / Vanson Leathers		
IDEAL LAP TIME : 1:41.835		BEST LAP TIME : 1:41.900		DIFFERENCE : 0.065		
LAP	SECTOR 1	SECTOR 2	LAP TIME	MPH	DIFF	TIME OF DAY
1 -		43.615	1:50.125	71.26	8.225	17:16:28.651
2 -	58.762	43.138	1:41.900 (1)	77.01		17:18:10.551
3 -	59.168	43.201	1:42.369	76.66	0.469	17:19:52.920
4 -	58.949	43.208	1:42.157 (3)	76.82	0.257	17:21:35.077
5 -	58.961	43.119	1:42.080 (2)	76.88	0.180	17:23:17.157
6 -	59.361	43.144	1:42.505	76.56	0.605	17:24:59.662
7 -	1:00.122	43.273	1:43.395	75.90	1.495	17:26:43.057
8 -	59.238	43.340	1:42.578	76.50	0.678	17:28:25.635
9 -	59.304	43.073	1:42.377	76.65	0.477	17:30:08.012

P7 95 R		John REYNOLDS		Suzuki - Fins Motorcycles		
IDEAL LAP TIME : 1:40.843		BEST LAP TIME : 1:40.843		DIFFERENCE : 0.000		
LAP	SECTOR 1	SECTOR 2	LAP TIME	MPH	DIFF	TIME OF DAY
1 -		43.650	1:50.862	70.79	10.019	17:16:29.388
2 -	1:00.183	42.846	1:43.029	76.17	2.186	17:18:12.417
3 -	59.830	42.689	1:42.519	76.55	1.676	17:19:54.936
4 -	59.781	42.465	1:42.246	76.75	1.403	17:21:37.182
5 -	59.596	42.276	1:41.872 (3)	77.03	1.029	17:23:19.054
6 -	58.982	41.861	1:40.843 (1)	77.82		17:24:59.897
7 -	1:04.657	45.606	1:50.263	71.17	9.420	17:26:50.160
8 -	59.957	42.521	1:42.478	76.58	1.635	17:28:32.638
9 -	58.999	42.657	1:41.656 (2)	77.20	0.813	17:30:14.294

P8 84		Ricardo BRANCO		Suzuki - IMP Racing		
IDEAL LAP TIME : 1:44.858		BEST LAP TIME : 1:45.281		DIFFERENCE : 0.423		
LAP	SECTOR 1	SECTOR 2	LAP TIME	MPH	DIFF	TIME OF DAY
1 -		44.248	1:52.667	69.65	7.386	17:16:31.193
2 -	1:01.305	43.976	1:45.281 (1)	74.54		17:18:16.474
3 -	1:02.040	44.383	1:46.423	73.74	1.142	17:20:02.897
4 -	1:01.895	44.012	1:45.907	74.10	0.626	17:21:48.804
5 -	1:01.623	43.744	1:45.367	74.48	0.086	17:23:34.171
6 -	1:01.487	43.850	1:45.337 (3)	74.50	0.056	17:25:19.508
7 -	1:02.796	44.826	1:47.622	72.92	2.341	17:27:07.130
8 -	1:01.652	43.958	1:45.610	74.31	0.329	17:28:52.740
9 -	1:01.114	44.180	1:45.294 (2)	74.53	0.013	17:30:38.034

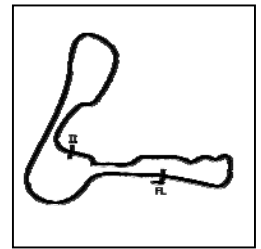
Weather / Track : Bright / Dry

Cadwell Park
Circuit Length = 2.1800 miles
Start: 17:14 Flag 17:29 End: 17:31

BMCRC - MRO Championships 2019 - Rnd 7 @ Cadwell Park

MRO Minitwins & BMCRC Rookie Minitwins

RACE 11 - SECTOR ANALYSIS



SECTOR 1 = FL to I1, SECTOR 2 = I1 to FL, DIFF = Difference To Personal Best Lap, P = Crossed Finish Line in Pit Lane, D = Time Disallowed

P9 88 R		Michael NOAH		Suzuki -		
IDEAL LAP TIME : 1:45.008		BEST LAP TIME : 1:45.008		DIFFERENCE : 0.000		
LAP	SECTOR 1	SECTOR 2	LAP TIME	MPH	DIFF	TIME OF DAY
1 -		44.442	1:53.281	69.27	8.273	17:16:31.807
2 -	1:00.996	44.012	1:45.008 (1)	74.73		17:18:16.815
3 -	1:01.908	44.695	1:46.603	73.61	1.595	17:20:03.418
4 -	1:01.550	44.368	1:45.918	74.09	0.910	17:21:49.336
5 -	1:01.440	44.400	1:45.840 (3)	74.15	0.832	17:23:35.176
6 -	1:01.290	44.173	1:45.463 (2)	74.41	0.455	17:25:20.639
7 -	1:02.172	44.768	1:46.940	73.38	1.932	17:27:07.579
8 -	1:01.681	44.279	1:45.960	74.06	0.952	17:28:53.539
9 -	1:02.505	45.424	1:47.929	72.71	2.921	17:30:41.468

P10 171		Colin CLUNE		Suzuki -		
IDEAL LAP TIME : 1:45.703		BEST LAP TIME : 1:45.703		DIFFERENCE : 0.000		
LAP	SECTOR 1	SECTOR 2	LAP TIME	MPH	DIFF	TIME OF DAY
1 -		45.491	1:56.832	67.17	11.129	17:16:35.358
2 -	1:02.299	44.478	1:46.777	73.49	1.074	17:18:22.135
3 -	1:01.874	44.630	1:46.504	73.68	0.801	17:20:08.639
4 -	1:01.987	44.618	1:46.605	73.61	0.902	17:21:55.244
5 -	1:01.287	44.416	1:45.703 (1)	74.24		17:23:40.947
6 -	1:01.617	44.522	1:46.139 (2)	73.94	0.436	17:25:27.086
7 -	1:01.614	44.923	1:46.537	73.66	0.834	17:27:13.623
8 -	1:01.776	44.702	1:46.478 (3)	73.70	0.775	17:29:00.101
9 -	1:01.823	44.669	1:46.492	73.69	0.789	17:30:46.593

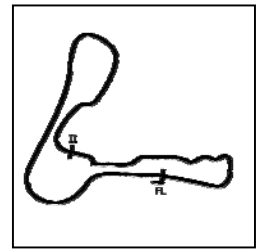
P11 0		Luke STANLEY		Suzuki - Urban Race Tribe		
IDEAL LAP TIME : 1:48.781		BEST LAP TIME : 1:49.069		DIFFERENCE : 0.288		
LAP	SECTOR 1	SECTOR 2	LAP TIME	MPH	DIFF	TIME OF DAY
1 -		45.551	1:56.719	67.23	7.650	17:16:35.245
2 -	1:03.741	45.571	1:49.312	71.79	0.243	17:18:24.557
3 -	1:04.080	45.818	1:49.898	71.41	0.829	17:20:14.455
4 -	1:04.014	45.632	1:49.646	71.57	0.577	17:22:04.101
5 -	1:03.959	45.484	1:49.443	71.70	0.374	17:23:53.544
6 -	1:03.856	45.222	1:49.078 (2)	71.94	0.009	17:25:42.622
7 -	1:03.884	45.315	1:49.199 (3)	71.86	0.130	17:27:31.821
8 -	1:03.559	45.510	1:49.069 (1)	71.95		17:29:20.890
9 -	1:04.148	45.714	1:49.862	71.43	0.793	17:31:10.752

P12 199		Michael FROST		Suzuki -		
IDEAL LAP TIME : 1:49.969		BEST LAP TIME : 1:50.127		DIFFERENCE : 0.158		
LAP	SECTOR 1	SECTOR 2	LAP TIME	MPH	DIFF	TIME OF DAY
1 -		47.360	1:59.755	65.53	9.628	17:16:38.281
2 -	1:06.140	47.203	1:53.343	69.24	3.216	17:18:31.624
3 -	1:06.589	46.774	1:53.363	69.22	3.236	17:20:24.987
4 -	1:05.965	47.813	1:53.778	68.97	3.651	17:22:18.765
5 -	1:04.047	46.080	1:50.127 (1)	71.26		17:24:08.892
6 -	1:05.511	46.148	1:51.659 (3)	70.28	1.532	17:26:00.551
7 -	1:05.758	46.075	1:51.833	70.17	1.706	17:27:52.384
8 -	1:04.413	45.922	1:50.335 (2)	71.12	0.208	17:29:42.719

BMCRC - MRO Championships 2019 - Rnd 7 @ Cadwell Park

MRO Minitwins & BMCRC Rookie Minitwins

RACE 11 - SECTOR ANALYSIS



SECTOR 1 = FL to I1, SECTOR 2 = I1 to FL, DIFF = Difference To Personal Best Lap, P = Crossed Finish Line in Pit Lane, D = Time Disallowed

P13 417 R Thomas CORTHORN WEST			Suzuki -			
IDEAL LAP TIME : 1:50.081		BEST LAP TIME : 1:50.159		DIFFERENCE : 0.078		
LAP	SECTOR 1	SECTOR 2	LAP TIME	MPH	DIFF	TIME OF DAY
1 -		46.971	2:01.381	64.65	11.222	17:16:39.907
2 -	1:05.633	47.898	1:53.531	69.12	3.372	17:18:33.438
3 -	1:05.359	46.793	1:52.152	69.97	1.993	17:20:25.590
4 -	1:05.130	46.390	1:51.520 (3)	70.37	1.361	17:22:17.110
5 -	1:05.147	46.282	1:51.429 (2)	70.43	1.270	17:24:08.539
6 -	1:05.541	46.530	1:52.071	70.02	1.912	17:26:00.610
7 -	1:06.178	46.570	1:52.748	69.60	2.589	17:27:53.358
8 -	1:03.799	46.360	1:50.159 (1)	71.24		17:29:43.517

P14 126 Damien LECHAUVE			Suzuki -			
IDEAL LAP TIME : 1:49.892		BEST LAP TIME : 1:49.892		DIFFERENCE : 0.000		
LAP	SECTOR 1	SECTOR 2	LAP TIME	MPH	DIFF	TIME OF DAY
1 -		47.662	2:00.364	65.20	10.472	17:16:38.890
2 -	1:05.839	47.542	1:53.381	69.21	3.489	17:18:32.271
3 -	1:05.011	47.286	1:52.297	69.88	2.405	17:20:24.568
4 -	1:04.746	47.058	1:51.804 (2)	70.19	1.912	17:22:16.372
5 -	1:05.127	46.855	1:51.982 (3)	70.08	2.090	17:24:08.354
6 -	1:05.002	47.050	1:52.052	70.03	2.160	17:26:00.406
7 -	1:06.610	47.225	1:53.835	68.94	3.943	17:27:54.241
8 -	1:03.456	46.436	1:49.892 (1)	71.41		17:29:44.133

P15 60 R Alan HENSBY			Suzuki -			
IDEAL LAP TIME : 1:55.626		BEST LAP TIME : 1:56.053		DIFFERENCE : 0.427		
LAP	SECTOR 1	SECTOR 2	LAP TIME	MPH	DIFF	TIME OF DAY
1 -		48.329	2:04.110	63.23	8.057	17:16:42.636
2 -	1:08.452	49.450	1:57.902	66.56	1.849	17:18:40.538
3 -	1:09.094	50.234	1:59.328	65.76	3.275	17:20:39.866
4 -	1:09.968	49.482	1:59.450	65.70	3.397	17:22:39.316
5 -	1:08.641	48.924	1:57.565	66.75	1.512	17:24:36.881
6 -	1:07.730	48.323	1:56.053 (1)	67.62		17:26:32.934
7 -	1:07.303	49.043	1:56.346 (2)	67.45	0.293	17:28:29.280
8 -	1:07.847	49.117	1:56.964 (3)	67.09	0.911	17:30:26.244

P16 17 R Tommy DOWNES			Suzuki - Ray Gnarley/ MoreMoto			
IDEAL LAP TIME : 1:40.764		BEST LAP TIME : 1:40.799		DIFFERENCE : 0.035		
LAP	SECTOR 1	SECTOR 2	LAP TIME	MPH	DIFF	TIME OF DAY
1 -		42.854	1:48.561	72.29	7.762	17:16:27.087
2 -	58.728	42.206	1:40.934 (2)	77.75	0.135	17:18:08.021
3 -	58.558	42.241	1:40.799 (1)	77.85		17:19:48.820
4 -	58.787	42.397	1:41.184 (3)	77.56	0.385	17:21:30.004
5 -	58.886	42.734	1:41.620	77.22	0.821	17:23:11.624
6 -	58.757	45.462	1:44.219	75.30	3.420	17:24:55.843

P17 13 Wil GREEN			Suzuki - Faith Fueled Racing			
IDEAL LAP TIME : 1:42.782		BEST LAP TIME : 1:42.782		DIFFERENCE : 0.000		
LAP	SECTOR 1	SECTOR 2	LAP TIME	MPH	DIFF	TIME OF DAY
1 -		44.581	1:53.120	69.37	10.338	17:16:31.646
2 -	59.853	43.523	1:43.376 (3)	75.91	0.594	17:18:15.022
3 -	59.613	43.169	1:42.782 (1)	76.35		17:19:57.804
4 -	59.943	43.268	1:43.211 (2)	76.03	0.429	17:21:41.015
5 -	1:00.128	43.826	1:43.954	75.49	1.172	17:23:24.969
6 -	1:00.844	44.552	1:45.396	74.46	2.614	17:25:10.365

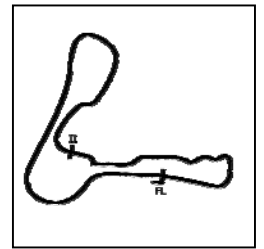
Weather / Track : Bright / Dry

Cadwell Park
Circuit Length = 2.1800 miles
Start: 17:14 Flag 17:29 End: 17:31

BMCRC - MRO Championships 2019 - Rnd 7 @ Cadwell Park

MRO Minitwins & BMCRC Rookie Minitwins

RACE 11 - SECTOR ANALYSIS



SECTOR 1 = FL to I1, SECTOR 2 = I1 to FL, DIFF = Difference To Personal Best Lap, P = Crossed Finish Line in Pit Lane, D = Time Disallowed

P18 40 R		Simon WILKINSON		Suzuki - S P Wilkinson Engineering Ltd			
IDEAL LAP TIME : 1:51.620		BEST LAP TIME : 1:51.875		DIFFERENCE : 0.255			
LAP	SECTOR 1	SECTOR 2	LAP TIME	MPH	DIFF	TIME OF DAY	
1 -		47.013	2:00.616	65.06	8.741	17:16:39.142	
2 -	1:05.920	47.486	1:53.406 (3)	69.20	1.531	17:18:32.548	
3 -	1:06.462	47.172	1:53.634	69.06	1.759	17:20:26.182	
4 -	1:05.189	48.829	1:54.018	68.83	2.143	17:22:20.200	
5 -	1:04.805	47.088	1:51.893 (2)	70.13	0.018	17:24:12.093	
6 -	1:05.060	46.815	1:51.875 (1)	70.15		17:26:03.968	

BMCRC - MRO Championships 2019 - Rnd 7 @ Cadwell Park

MRO Minitwins & BMCRC Rookie Minitwins

RACE 11 - BEST SECTORS

SECTOR 1			SECTOR 2			IDEAL / BEST COMPARISON						
POS	NO	NAME	TIME	NO	NAME	TIME	POS	NO	NAME	IDEAL	BEST	DIFF
									PERFECT LAP	1:38.733		
1	26	DAVIES	57.463	26	DAVIES	41.270	1	26	DAVIES	1:38.733	1:38.827	0.094
2	78	POVAH	57.583	78	POVAH	41.561	2	78	POVAH	1:39.144	1:39.144	0.000
3	184	TWYFORD	58.023	184	TWYFORD	41.645	3	184	TWYFORD	1:39.668	1:40.187	0.519
4	232	WETHERELL	58.052	232	WETHERELL	41.668	4	232	WETHERELL	1:39.720	1:40.258	0.538
5	74	SINGLETON	58.473	74	SINGLETON	41.850	5	74	SINGLETON	1:40.323	1:40.837	0.514
6	17	DOWNES	58.558	95	REYNOLDS	41.861	6	17	DOWNES	1:40.764	1:40.799	0.035
7	19	LILLEY	58.762	17	DOWNES	42.206	7	95	REYNOLDS	1:40.843	1:40.843	0.000
8	95	REYNOLDS	58.982	19	LILLEY	43.073	8	19	LILLEY	1:41.835	1:41.900	0.065
9	13	GREEN	59.613	13	GREEN	43.169	9	13	GREEN	1:42.782	1:42.782	0.000
10	88	NOAH	1:00.996	84	BRANCO	43.744	10	84	BRANCO	1:44.858	1:45.281	0.423
11	84	BRANCO	1:01.114	88	NOAH	44.012	11	88	NOAH	1:45.008	1:45.008	0.000
12	171	CLUNE	1:01.287	171	CLUNE	44.416	12	171	CLUNE	1:45.703	1:45.703	0.000
13	126	LECHAUVE	1:03.456	0	STANLEY	45.222	13	0	STANLEY	1:48.781	1:49.069	0.288
14	0	STANLEY	1:03.559	199	FROST	45.922	14	126	LECHAUVE	1:49.892	1:49.892	0.000
15	417	CORTHORN WEST	1:03.799	417	CORTHORN WEST	46.282	15	199	FROST	1:49.969	1:50.127	0.158
16	199	FROST	1:04.047	126	LECHAUVE	46.436	16	417	CORTHORN WEST	1:50.081	1:50.159	0.078
17	40	WILKINSON	1:04.805	40	WILKINSON	46.815	17	40	WILKINSON	1:51.620	1:51.875	0.255
18	60	HENSBY	1:07.303	60	HENSBY	48.323	18	60	HENSBY	1:55.626	1:56.053	0.427

Weather / Track : Bright / Dry

Results can be found at www.tsl-timing.com

Cadwell Park
Circuit Length = 2.1800 miles
Start: 17:14 Flag 17:29 End: 17:31

Printed - 17:32 Sunday, 04 August 2019

BMCRC-MRO Championships 2019



ACU TEAM GREEN JUNIOR CUP & SENIOR NINJA SERIES

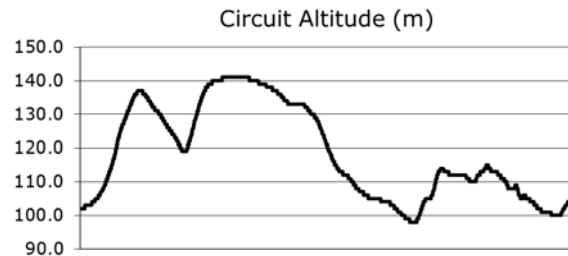
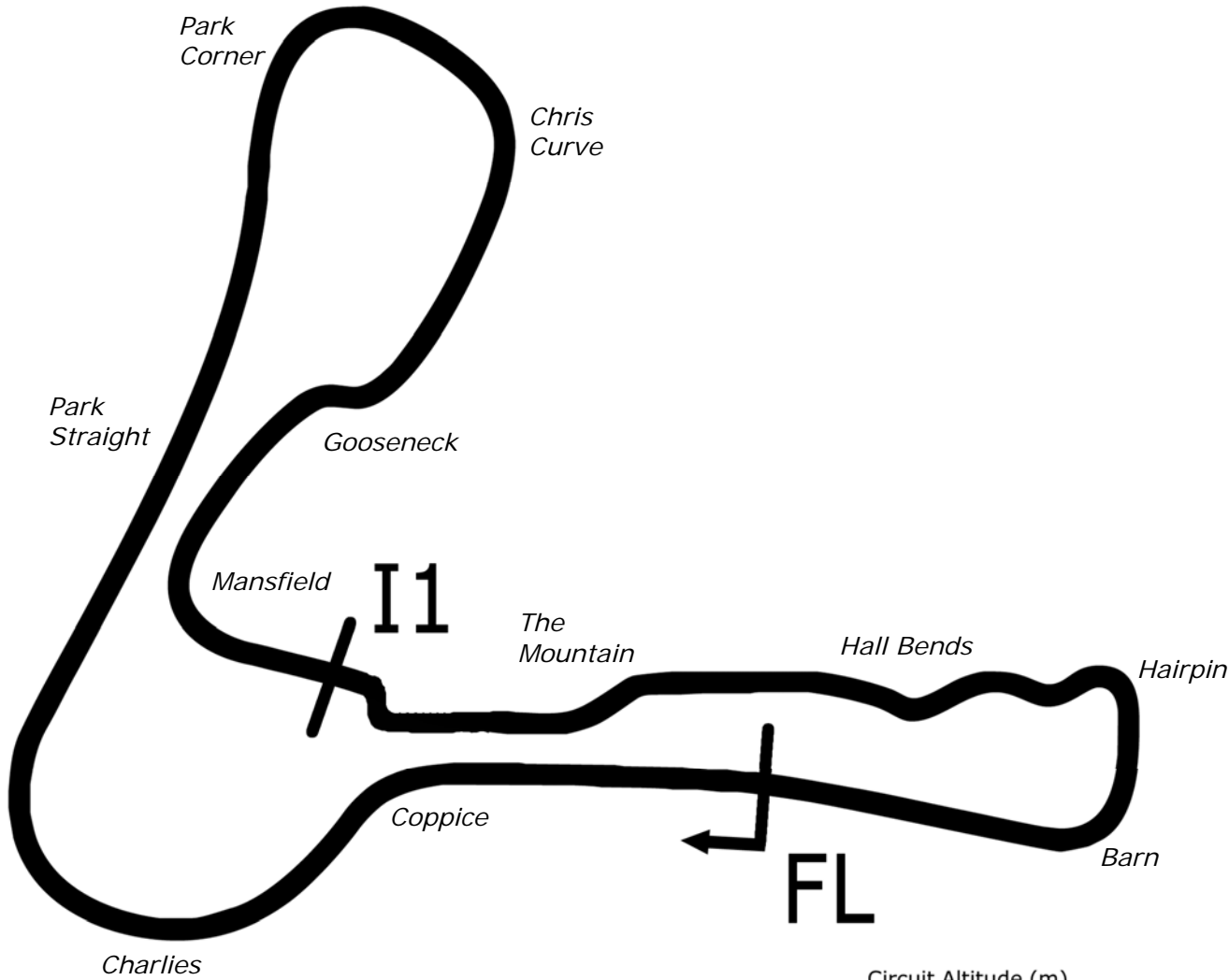
Cadwell Park Circuit

3rd / 4th August 2019



Results Provided by Timing Solutions Ltd
www.tsl-timing.com

Cadwell Park



Length	2.1800 miles	3508.4 m	
FL		53.31024 N	0.05940 W
I1	2330m	53.30708 N	0.06270 W
Pit Entry	3472m	53.31103 N	0.05889 W
Pit Exit	0m after FL	53.31030 N	0.05940 W
Pit Entry-Pit Exit 92m, 5.5s @60kph, 4.1s @80kph			

All results available at www.tsl-timing.com

BMCRC - MRO Championships 2019 - Rnd 7 @ Cadwell Park

ACU Team Green Junior Cup & Senior 300

QUALIFYING - CLASSIFICATION



POS	NO	CL	PIC NAME	ENTRY	TIME	ON	LAPS	GAP	DIFF	MPH
1	46	J	1 Ash BARNES	NINJA 300 - BARNEYRACING	1:45.670	7	7			74.26
2	44	J	2 Elliott DUFTON	NINJA 300 - Dad and Held and Torfx	1:46.126	5	7	0.456	0.456	73.95
3	55	J	3 Harrison DESSOY	NINJA 300 - Eastern Garage Racing	1:46.274	4	6	0.604	0.148	73.84
4	3	J	4 Lewis JONES	NINJA 300 - 151 s	1:46.383	4	7	0.713	0.109	73.77
5	42	J	5 Christopher JOHNSON	NINJA 400 -	1:46.393	7	7	0.723	0.010	73.76
6	68	J	6 Lucca ALLEN	NINJA 300 - Mark Allen Autosmart	1:47.884	3	7	2.214	1.491	72.74
7	171	J	7 Cameron BROWN	NINJA 300 -	1:49.328	5	7	3.658	1.444	71.78
8	14	S	1 Tony DAVIES	NINJA 300 - 3D Racing	1:49.778	6	7	4.108	0.450	71.49
9	99	J	8 Evann PENDRILL	NINJA 300 - AVClassics	1:49.808	7	7	4.138	0.030	71.47
10	6	S	2 Martin COOPER	NINJA 300 -	1:50.004	5	6	4.334	0.196	71.34
11	65	S	3 Konrad BREESE	NINJA 300 - STIHL Racing	1:51.892	6	7	6.222	1.888	70.13
12	43	S	4 Colin HALL	NINJA 300 - simply saab	1:52.744	6	6	7.074	0.852	69.60
13	77	J	9 Joe WHITE	NINJA 300 - Just In Graphics / MZ Contracts	1:54.857	7	7	9.187	2.113	68.32
14	19	J	10 Kathryn WALKER	NINJA 300 - Shorrock Motorcycles & AutoSmart Preston	1:56.209	5	5	10.539	1.352	67.53
15	48	S	5 Kevin SABBARTON	NINJA 300 - Karen Castle Opticians	1:57.989	5	6	12.319	1.780	66.51
16	0	S	6 Daniel SUTHERLAND	NINJA 400 -	1:58.436	5	7	12.766	0.447	66.26
17	122	S	7 Paul WILSON	NINJA 300 -	1:59.280	3	4	13.610	0.844	65.79
18	15	J	11 Ruari BURNETT	NINJA 300 -	2:04.807	3	6	19.137	5.527	62.88

Weather / Track : Bright / Dry

These results are provisional until the conclusion of any judicial and technical matters.

Cadwell Park

Circuit Length = 2.1800 miles

Start: 09:16 Flag 09:29 End: 09:32

Clerk Of Course :	Steward :	Timekeeper :
-------------------	-----------	--------------

Results can be found at www.tsl-timing.com

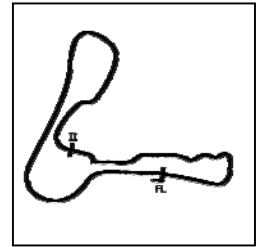
Printed - 09:32 Saturday, 03 August 2019



BMCRC - MRO Championships 2019 - Rnd 7 @ Cadwell Park

ACU Team Green Junior Cup & Senior 300

QUALIFYING - SECTOR ANALYSIS



SECTOR 1 = FL to I1, SECTOR 2 = I1 to FL, DIFF = Difference To Personal Best Lap, P = Crossed Finish Line in Pit Lane, D = Time Disallowed

P1 46 J Ash BARNES		NINJA 300 - BARNEYRACING				
IDEAL LAP TIME : 1:45.429		BEST LAP TIME : 1:45.670		DIFFERENCE : 0.241		
LAP	SECTOR 1	SECTOR 2	LAP TIME	MPH	DIFF	TIME OF DAY
1 -	1:05.291	46.062	1:51.353	70.47	5.683	09:19:20.931
2 -	1:03.049	45.509	1:48.558	72.29	2.888	09:21:09.489
3 -	1:02.626	44.232	1:46.858	73.44	1.188	09:22:56.347
4 -	1:02.702	43.868	1:46.570	73.64	0.900	09:24:42.917
5 -	1:02.608	43.484	1:46.092 (3)	73.97	0.422	09:26:29.009
6 -	1:02.035	43.752	1:45.787 (2)	74.18	0.117	09:28:14.796
7 -	1:01.945	43.725	1:45.670 (1)	74.26		09:30:00.466

P2 44 J Elliott DUFTON		NINJA 300 - Dad and Held and Torfx				
IDEAL LAP TIME : 1:46.126		BEST LAP TIME : 1:46.126		DIFFERENCE : 0.000		
LAP	SECTOR 1	SECTOR 2	LAP TIME	MPH	DIFF	TIME OF DAY
1 -	1:05.637	47.011	1:52.648	69.66	6.522	09:20:01.315
2 -	1:04.139	1:15.804	2:19.943	56.08	33.817	09:22:21.258
3 -	1:02.603	44.869	1:47.472	73.02	1.346	09:24:08.730
4 -	1:03.124	44.263	1:47.387	73.08	1.261	09:25:56.117
5 -	1:02.158	43.968	1:46.126 (1)	73.95		09:27:42.243
6 -	1:02.863	44.201	1:47.064 (3)	73.30	0.938	09:29:29.307
7 -	1:02.682	44.071	1:46.753 (2)	73.51	0.627	09:31:16.060

P3 55 J Harrison DESOY		NINJA 300 - Eastern Garage Racing				
IDEAL LAP TIME : 1:45.921		BEST LAP TIME : 1:46.274		DIFFERENCE : 0.353		
LAP	SECTOR 1	SECTOR 2	LAP TIME	MPH	DIFF	TIME OF DAY
1 -	1:05.563	45.325	1:50.888	70.77	4.614	09:19:22.325
2 -	1:02.971	44.775	1:47.746	72.83	1.472	09:21:10.071
3 -	1:03.489	44.151	1:47.640 (3)	72.91	1.366	09:22:57.711
4 -	1:02.283	43.991	1:46.274 (1)	73.84		09:24:43.985
5 -	1:02.149	44.136	1:46.285 (2)	73.83	0.011	09:26:30.270
6 -	1:02.016	45.638	1:47.654	72.90	1.380	09:28:17.924

P4 3 J Lewis JONES		NINJA 300 - 151 s				
IDEAL LAP TIME : 1:45.925		BEST LAP TIME : 1:46.383		DIFFERENCE : 0.458		
LAP	SECTOR 1	SECTOR 2	LAP TIME	MPH	DIFF	TIME OF DAY
1 -	1:04.830	46.460	1:51.290	70.51	4.907	09:19:20.610
2 -	1:02.994	45.521	1:48.515	72.32	2.132	09:21:09.125
3 -	1:03.949	45.287	1:49.236	71.84	2.853	09:22:58.361
4 -	1:02.013	44.370	1:46.383 (1)	73.77		09:24:44.744
5 -	1:01.633	44.972	1:46.605 (2)	73.61	0.222	09:26:31.349
6 -	1:01.555	45.445	1:47.000	73.34	0.617	09:28:18.349
7 -	1:01.851	44.780	1:46.631 (3)	73.60	0.248	09:30:04.980

P5 42 J Christopher JOHNSON		NINJA 400 -				
IDEAL LAP TIME : 1:45.856		BEST LAP TIME : 1:46.393		DIFFERENCE : 0.537		
LAP	SECTOR 1	SECTOR 2	LAP TIME	MPH	DIFF	TIME OF DAY
1 -	1:06.716	45.761	1:52.477	69.77	6.084	09:19:21.295
2 -	1:03.437	44.932	1:48.369	72.41	1.976	09:21:09.664
3 -	1:03.266	44.317	1:47.583	72.94	1.190	09:22:57.247
4 -	1:02.509	43.893	1:46.402 (3)	73.75	0.009	09:24:43.649
5 -	1:02.078	44.323	1:46.401 (2)	73.75	0.008	09:26:30.050
6 -	1:01.963	45.660	1:47.623	72.92	1.230	09:28:17.673
7 -	1:02.364	44.029	1:46.393 (1)	73.76		09:30:04.066

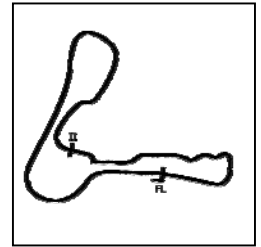
Weather / Track : Bright / Dry

Cadwell Park
Circuit Length = 2.1800 miles
Start: 09:16 Flag 09:29 End: 09:32

BMCRC - MRO Championships 2019 - Rnd 7 @ Cadwell Park

ACU Team Green Junior Cup & Senior 300

QUALIFYING - SECTOR ANALYSIS



SECTOR 1 = FL to I1, SECTOR 2 = I1 to FL, DIFF = Difference To Personal Best Lap, P = Crossed Finish Line in Pit Lane, D = Time Disallowed

P6 68 J		Lucca ALLEN		NINJA 300 - Mark Allen Autosmart		
IDEAL LAP TIME : 1:47.593		BEST LAP TIME : 1:47.884		DIFFERENCE : 0.291		
LAP	SECTOR 1	SECTOR 2	LAP TIME	MPH	DIFF	TIME OF DAY
1 -	1:06.368	46.295	1:52.663	69.65	4.779	09:20:01.531
2 -	1:04.421	1:15.816	2:20.237	55.96	32.353	09:22:21.768
3 -	1:02.774	45.110	1:47.884 (1)	72.74		09:24:09.652
4 -	1:03.755	46.314	1:50.069	71.30	2.185	09:25:59.721
5 -	1:04.134	45.544	1:49.678 (3)	71.55	1.794	09:27:49.399
6 -	1:04.208	45.831	1:50.039	71.32	2.155	09:29:39.438
7 -	1:03.575	44.819	1:48.394 (2)	72.40	0.510	09:31:27.832

P7 171 J		Cameron BROWN		NINJA 300 -		
IDEAL LAP TIME : 1:48.597		BEST LAP TIME : 1:49.328		DIFFERENCE : 0.731		
LAP	SECTOR 1	SECTOR 2	LAP TIME	MPH	DIFF	TIME OF DAY
1 -	1:12.429	49.456	2:01.885	64.38	12.557	09:19:38.039
2 -	1:06.839	46.545	1:53.384	69.21	4.056	09:21:31.423
3 -	1:06.067	48.313	1:54.380	68.61	5.052	09:23:25.803
4 -	1:05.951	45.865	1:51.816 (3)	70.18	2.488	09:25:17.619
5 -	1:04.324	45.004	1:49.328 (1)	71.78		09:27:06.947
6 -	1:04.288	45.062	1:49.350 (2)	71.77	0.022	09:28:56.297
7 -	1:03.593	48.899	1:52.492	69.76	3.164	09:30:48.789

P8 14 S		Tony DAVIES		NINJA 300 - 3D Racing		
IDEAL LAP TIME : 1:49.508		BEST LAP TIME : 1:49.778		DIFFERENCE : 0.270		
LAP	SECTOR 1	SECTOR 2	LAP TIME	MPH	DIFF	TIME OF DAY
1 -	1:15.800	50.439	2:06.239	62.16	16.461	09:19:46.517
2 -	1:08.889	49.673	1:58.562	66.19	8.784	09:21:45.079
3 -	1:06.720	46.394	1:53.114	69.38	3.336	09:23:38.193
4 -	1:05.750	45.917	1:51.667	70.28	1.889	09:25:29.860
5 -	1:04.825	45.180	1:50.005 (2)	71.34	0.227	09:27:19.865
6 -	1:04.536	45.242	1:49.778 (1)	71.49		09:29:09.643
7 -	1:04.328	45.711	1:50.039 (3)	71.32	0.261	09:30:59.682

P9 99 J		Evann PENDRILL		NINJA 300 - AVClassics		
IDEAL LAP TIME : 1:49.452		BEST LAP TIME : 1:49.808		DIFFERENCE : 0.356		
LAP	SECTOR 1	SECTOR 2	LAP TIME	MPH	DIFF	TIME OF DAY
1 -	1:05.843	46.760	1:52.603	69.69	2.795	09:19:23.360
2 -	1:52.388	48.600	2:40.988	48.74	51.180	09:22:04.348
3 -	1:05.727	46.098	1:51.825	70.18	2.017	09:23:56.173
4 -	1:05.680	46.045	1:51.725 (3)	70.24	1.917	09:25:47.898
5 -	1:04.269	49.583	1:53.852	68.93	4.044	09:27:41.750
6 -	1:04.791	45.466	1:50.257 (2)	71.17	0.449	09:29:32.007
7 -	1:03.986	45.822	1:49.808 (1)	71.47		09:31:21.815

P10 6 S		Martin COOPER		NINJA 300 -		
IDEAL LAP TIME : 1:50.004		BEST LAP TIME : 1:50.004		DIFFERENCE : 0.000		
LAP	SECTOR 1	SECTOR 2	LAP TIME	MPH	DIFF	TIME OF DAY
1 -	1:10.134	49.679	1:59.813	65.50	9.809	09:19:36.108
2 -	1:04.694	46.640	1:51.334	70.49	1.330	09:21:27.442
3 -	1:04.817	45.614	1:50.431	71.06	0.427	09:23:17.873
4 -	1:04.671	45.616	1:50.287 (2)	71.16	0.283	09:25:08.160
5 -	1:04.531	45.473	1:50.004 (1)	71.34		09:26:58.164
6 -	1:04.557	45.819	1:50.376 (3)	71.10	0.372	09:28:48.540

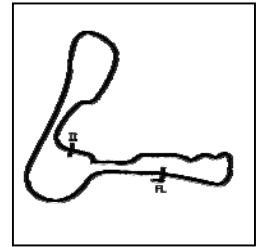
Weather / Track : Bright / Dry

Cadwell Park
 Circuit Length = 2.1800 miles
 Start: 09:16 Flag 09:29 End: 09:32

BMCRC - MRO Championships 2019 - Rnd 7 @ Cadwell Park

ACU Team Green Junior Cup & Senior 300

QUALIFYING - SECTOR ANALYSIS



SECTOR 1 = FL to I1, SECTOR 2 = I1 to FL, DIFF = Difference To Personal Best Lap, P = Crossed Finish Line in Pit Lane, D = Time Disallowed

P11 65 S Konrad BREESE		NINJA 300 - STIHL Racing				
IDEAL LAP TIME : 1:51.852		BEST LAP TIME : 1:51.892		DIFFERENCE : 0.040		
LAP	SECTOR 1	SECTOR 2	LAP TIME	MPH	DIFF	TIME OF DAY
1 -	1:11.428	49.989	2:01.417	64.63	9.525	09:19:36.065
2 -	1:06.583	48.320	1:54.903	68.30	3.011	09:21:30.968
3 -	1:06.146	48.491	1:54.637	68.46	2.745	09:23:25.605
4 -	1:05.851	47.537	1:53.388	69.21	1.496	09:25:18.993
5 -	1:05.507	47.076	1:52.583 (2)	69.70	0.691	09:27:11.576
6 -	1:05.309	46.583	1:51.892 (1)	70.13		09:29:03.468
7 -	1:05.269	47.694	1:52.963 (3)	69.47	1.071	09:30:56.431

P12 43 S Colin HALL		NINJA 300 - simply saab				
IDEAL LAP TIME : 1:52.744		BEST LAP TIME : 1:52.744		DIFFERENCE : 0.000		
LAP	SECTOR 1	SECTOR 2	LAP TIME	MPH	DIFF	TIME OF DAY
1 -	1:14.686	51.493	2:06.179	62.19	13.435	09:19:53.215
2 -	1:08.836	47.758	1:56.594	67.31	3.850	09:21:49.809
3 -	1:07.344	47.274	1:54.618 (3)	68.47	1.874	09:23:44.427
4 -	1:08.468	47.591	1:56.059	67.62	3.315	09:25:40.486
5 -	1:06.415	46.853	1:53.268 (2)	69.28	0.524	09:27:33.754
6 -	1:06.174	46.570	1:52.744 (1)	69.60		09:29:26.498

P13 77 J Joe WHITE		NINJA 300 - Just In Graphics / MZ Contracts				
IDEAL LAP TIME : 1:54.857		BEST LAP TIME : 1:54.857		DIFFERENCE : 0.000		
LAP	SECTOR 1	SECTOR 2	LAP TIME	MPH	DIFF	TIME OF DAY
1 -	1:08.955	50.206	1:59.161	65.86	4.304	09:19:32.708
2 -	1:07.583	49.399	1:56.982	67.08	2.125	09:21:29.690
3 -	1:06.600	48.965	1:55.565 (2)	67.91	0.708	09:23:25.255
4 -	1:07.772	48.854	1:56.626	67.29	1.769	09:25:21.881
5 -	1:06.422	49.616	1:56.038	67.63	1.181	09:27:17.919
6 -	1:06.899	48.738	1:55.637 (3)	67.86	0.780	09:29:13.556
7 -	1:06.143	48.714	1:54.857 (1)	68.32		09:31:08.413

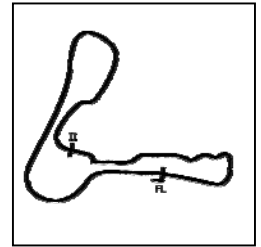
P14 19 J Kathryn WALKER		NINJA 300 - Shorrock Motorcycles & AutoSmart Preston				
IDEAL LAP TIME : 1:56.084		BEST LAP TIME : 1:56.209		DIFFERENCE : 0.125		
LAP	SECTOR 1	SECTOR 2	LAP TIME	MPH	DIFF	TIME OF DAY
1 -	1:12.977	50.690	2:03.667	63.46	7.458	09:19:43.658
2 -	1:11.263	49.914	2:01.177	64.76	4.968	09:21:44.835
3 -	1:09.659	49.582	1:59.241 (3)	65.81	3.032	09:23:44.076
4 -	1:08.638	48.135	1:56.773 (2)	67.20	0.564	09:25:40.849
5 -	1:08.763	47.446	1:56.209 (1)	67.53		09:27:37.058

P15 48 S Kevin SABBARTON		NINJA 300 - Karen Castle Opticians				
IDEAL LAP TIME : 1:57.989		BEST LAP TIME : 1:57.989		DIFFERENCE : 0.000		
LAP	SECTOR 1	SECTOR 2	LAP TIME	MPH	DIFF	TIME OF DAY
1 -	1:15.397	51.942	2:07.339	61.63	9.350	09:19:53.256
2 -	1:10.880	50.504	2:01.384	64.65	3.395	09:21:54.640
3 -	1:09.980	50.860	2:00.840	64.94	2.851	09:23:55.480
4 -	1:10.219	50.356	2:00.575 (3)	65.08	2.586	09:25:56.055
5 -	1:08.527	49.462	1:57.989 (1)	66.51		09:27:54.044
6 -	1:08.571	49.484	1:58.055 (2)	66.47	0.066	09:29:52.099

BMCRC - MRO Championships 2019 - Rnd 7 @ Cadwell Park

ACU Team Green Junior Cup & Senior 300

QUALIFYING - SECTOR ANALYSIS



SECTOR 1 = FL to I1, SECTOR 2 = I1 to FL, DIFF = Difference To Personal Best Lap, P = Crossed Finish Line in Pit Lane, D = Time Disallowed

P16		0 S		Daniel SUTHERLAND		NINJA 400 -	
IDEAL LAP TIME : 1:58.232		BEST LAP TIME : 1:58.436		DIFFERENCE : 0.204			
LAP	SECTOR 1	SECTOR 2	LAP TIME	MPH	DIFF	TIME OF DAY	
1 -	1:11.807	51.431	2:03.238	63.68	4.802	09:19:43.478	
2 -	1:11.034	50.190	2:01.224	64.74	2.788	09:21:44.702	
3 -	1:09.302	49.944	1:59.246	65.81	0.810	09:23:43.948	
4 -	1:09.622	49.629	1:59.251	65.81	0.815	09:25:43.199	
5 -	1:08.603	49.833	1:58.436 (1)	66.26		09:27:41.635	
6 -	1:09.091	49.889	1:58.980 (2)	65.96	0.544	09:29:40.615	
7 -	1:09.219	50.000	1:59.219 (3)	65.82	0.783	09:31:39.834	

P17		122 S		Paul WILSON		NINJA 300 -	
IDEAL LAP TIME : 1:59.063		BEST LAP TIME : 1:59.280		DIFFERENCE : 0.217			
LAP	SECTOR 1	SECTOR 2	LAP TIME	MPH	DIFF	TIME OF DAY	
1 -	1:10.869	50.362	2:01.231	64.73	1.951	09:20:02.647	
2 -	1:08.852	52.200	2:01.052 (3)	64.83	1.772	09:22:03.699	
3 -	1:09.069	50.211	1:59.280 (1)	65.79		09:24:02.979	
4 -	1:09.120	50.492	1:59.612 (2)	65.61	0.332	09:26:02.591	

P18		15 J		Ruari BURNETT		NINJA 300 -	
IDEAL LAP TIME : 2:04.514		BEST LAP TIME : 2:04.807		DIFFERENCE : 0.293			
LAP	SECTOR 1	SECTOR 2	LAP TIME	MPH	DIFF	TIME OF DAY	
1 -	1:20.350	53.741	2:14.091	58.52	9.284	09:19:56.408	
2 -	1:13.737	54.017	2:07.754	61.43	2.947	09:22:04.162	
3 -	1:11.835	52.972	2:04.807 (1)	62.88		09:24:08.969	
4 -	1:14.781	52.679	2:07.460	61.57	2.653	09:26:16.429	
5 -	1:12.908	53.762	2:06.670 (3)	61.95	1.863	09:28:23.099	
6 -	1:12.951	53.033	2:05.984 (2)	62.29	1.177	09:30:29.083	

BMCRC - MRO Championships 2019 - Rnd 7 @ Cadwell Park

ACU Team Green Junior Cup & Senior 300

QUALIFYING - BEST SECTORS

SECTOR 1			SECTOR 2			IDEAL / BEST COMPARISON						
POS	NO	NAME	TIME	NO	NAME	TIME	POS	NO	NAME	IDEAL	BEST	DIFF
									PERFECT LAP	1:45.039		
1	3	JONES	1:01.555	46	BARNES	43.484	1	46	BARNES	1:45.429	1:45.670	0.241
2	55	DESSOY	1:01.930	42	JOHNSON	43.893	2	42	JOHNSON	1:45.856	1:46.393	0.537
3	46	BARNES	1:01.945	44	DUFTON	43.968	3	55	DESSOY	1:45.921	1:46.274	0.353
4	42	JOHNSON	1:01.963	55	DESSOY	43.991	4	3	JONES	1:45.925	1:46.383	0.458
5	44	DUFTON	1:02.158	3	JONES	44.370	5	44	DUFTON	1:46.126	1:46.126	0.000
6	68	ALLEN	1:02.774	68	ALLEN	44.819	6	68	ALLEN	1:47.593	1:47.884	0.291
7	171	BROWN	1:03.593	171	BROWN	45.004	7	171	BROWN	1:48.597	1:49.328	0.731
8	99	PENDRILL	1:03.986	14	DAVIES	45.180	8	99	PENDRILL	1:49.452	1:49.808	0.356
9	14	DAVIES	1:04.328	99	PENDRILL	45.466	9	14	DAVIES	1:49.508	1:49.778	0.270
10	6	COOPER	1:04.531	6	COOPER	45.473	10	6	COOPER	1:50.004	1:50.004	0.000
11	65	BREESE	1:05.269	43	HALL	46.570	11	65	BREESE	1:51.852	1:51.892	0.040
12	77	WHITE	1:06.143	65	BREESE	46.583	12	43	HALL	1:52.744	1:52.744	0.000
13	43	HALL	1:06.174	19	WALKER	47.446	13	77	WHITE	1:54.857	1:54.857	0.000
14	48	SABBARTON	1:08.527	77	WHITE	48.714	14	19	WALKER	1:56.084	1:56.209	0.125
15	0	SUTHERLAND	1:08.603	48	SABBARTON	49.462	15	48	SABBARTON	1:57.989	1:57.989	0.000
16	19	WALKER	1:08.638	0	SUTHERLAND	49.629	16	0	SUTHERLAND	1:58.232	1:58.436	0.204
17	122	WILSON	1:08.852	122	WILSON	50.211	17	122	WILSON	1:59.063	1:59.280	0.217
18	15	BURNETT	1:11.835	15	BURNETT	52.679	18	15	BURNETT	2:04.514	2:04.807	0.293

Weather / Track : Bright / Dry

Results can be found at www.tsl-timing.com

Cadwell Park
Circuit Length = 2.1800 miles
Start: 09:16 Flag 09:29 End: 09:32

Printed - 09:33 Saturday, 03 August 2019

BMCRC - MRO Championships 2019 - Rnd 7 @ Cadwell Park

ACU Team Green Junior Cup & Senior 300

RACE 2 - GRID (7 Laps)



ROW 8	22	88	David COURT	1		1			
ROW 7	19	16	Harry COOPER	20	22	Samuel SMYTH	21	24	Darren STOLTON
ROW 6	16	0	Daniel SUTHERLAND	17	122	Paul WILSON	18	15	Ruari BURNETT
ROW 5	13	77	Joe WHITE	14	19	Kathryn WALKER	15	48	Kevin SABBARTON
ROW 4	10	6	Martin COOPER	11	65	Konrad BREESE	12	43	Colin HALL
ROW 3	7	171	Cameron BROWN	8	14	Tony DAVIES	9	99	Evann PENDRILL
ROW 2	4	3	Lewis JONES	5	42	Christopher JOHNSON	6	68	Lucca ALLEN
ROW 1	1	46	Ash BARNES	2	44	Elliott DUFTON	3	55	Harrison DESSOY
			Pole						

Cadwell Park
Circuit Length = 2.1800 miles

These results are provisional until the conclusion of any judicial and technical matters.

Clerk Of Course :	Steward :	Timekeeper :
-------------------	-----------	--------------

Results can be found at www.tsl-timing.com

Printed - 09:35 Saturday, 03 August 2019



BMCRC - MRO Championships 2019 - Rnd 7 @ Cadwell Park

ACU Team Green Junior Cup & Senior 300

RACE 2 - CLASSIFICATION



POS	NO	CL	PIC NAME	ENTRY	LAPS	TIME	GAP	DIFF	MPH	BEST	ON
1	46	J	1 Ash BARNES	NINJA 300 - BARNEYRACING	7	12:21.259			74.11	1:44.293	3
2	44	J	2 Elliott DUFTON	NINJA 300 - Dad and Held and Torfx	7	12:23.293	2.034	2.034	73.90	1:44.579	6
3	42	J	3 Christopher JOHNSON	NINJA 400 -	7	12:23.753	2.494	0.460	73.86	1:45.206	2
4	3	J	4 Lewis JONES	NINJA 300 - 151 s	7	12:38.664	17.405	14.911	72.41	1:47.108	2
5	14	S	1 Tony DAVIES	NINJA 300 - 3D Racing	7	12:48.630	27.371	9.966	71.47	1:47.954	7
6	6*	S	2 Martin COOPER	NINJA 300 -	7	13:00.506	39.247	11.876	70.38	1:48.531	2
7	99	J	5 Evann PENDRILL	NINJA 300 - AVClassics	7	13:06.655	45.396	6.149	69.83	1:49.152	3
8	65	S	3 Konrad BREESE	NINJA 300 - STIHL Racing	7	13:11.481	50.222	4.826	69.40	1:51.190	7
9	43	S	4 Colin HALL	NINJA 300 - simply saab	7	13:11.713	50.454	0.232	69.38	1:50.763	4
10	77	J	6 Joe WHITE	NINJA 300 - Just In Graphics / MZ Contracts	7	13:24.316	1:03.057	12.603	68.30	1:53.046	5
11	19	J	7 Kathryn WALKER	NINJA 300 - Shorrock Motorcycles & AutoSmart Pre:	7	13:39.244	1:17.985	14.928	67.05	1:54.358	3
12	48	S	5 Kevin SABBARTON	NINJA 300 - Karen Castle Opticians	7	13:39.389	1:18.130	0.145	67.04	1:55.309	6
13	122	S	6 Paul WILSON	NINJA 300 -	7	13:42.838	1:21.579	3.449	66.76	1:55.758	6
14	0	S	7 Daniel SUTHERLAND	NINJA 400 -	7	13:48.284	1:27.025	5.446	66.32	1:55.107	2
15	15	J	8 Ruari BURNETT	NINJA 300 -	6	12:33.508	1 Lap	1 Lap	62.49	2:00.398	2

NOT CLASSIFIED

DNF	55	J	Harrison DESSOY	NINJA 300 - Eastern Garage Racing	5	9:12.640	2 Laps	1 Lap	71.00	1:47.954	3
DNF	68	J	Lucca ALLEN	NINJA 300 - Mark Allen Autosmart	3	5:28.543	4 Laps	2 Laps	71.66	1:47.009	2
DNF	171	J	Cameron BROWN	NINJA 300 -	2	3:42.244	5 Laps	1 Lap	70.62	1:47.461	2

FASTEST LAP

	46	J	Ash BARNES	NINJA 300 - BARNEYRACING	3	1:44.293			75.25 mph	121.10 kph	
	14	S	Tony DAVIES	NINJA 300 - 3D Racing	7	1:47.954			72.69 mph	116.99 kph	

No. 6 - 10 Second Penalty, Jump Start

Class J - 92.5% of Race Speed = 68.55 mph

Class S - 92.5% of Race Speed = 66.10 mph

Cadwell Park
Circuit Length = 2.1800 miles
Start: 12:08 Flag 12:20 End: 12:22

Weather / Track : Bright / Dry

These results are provisional until the conclusion of any judicial and technical matters.

Clerk Of Course :	Steward :	Timekeeper :
-------------------	-----------	--------------

Results can be found at www.tsl-timing.com

Printed - 12:23 Saturday, 03 August 2019



BMCRC - MRO Championships 2019 - Rnd 7 @ Cadwell Park

ACU Team Green Junior Cup & Senior 300

RACE 2 - LAP CHART

LAP 1 @ 12:09:55.527

NO	BEHIND	LAP TIME
46		1:51.141
42	0.741	1:51.882
44	1.231	1:52.372
3	2.943	1:54.084
68	3.318	1:54.459
171	3.642	1:54.783
14	4.578	1:55.719
6	5.029	1:56.170
43	7.356	1:58.497
65	8.157	1:59.298
55	8.325	1:59.466
77	10.703	2:01.844
0	11.574	2:02.715
48	12.993	2:04.134
19	13.525	2:04.666
122	13.673	2:04.814
99	13.717	2:04.858
15	17.731	2:08.872

LAP 2 @ 12:11:40.464

NO	BEHIND	LAP TIME
46		1:44.937
42	1.010	1:45.206
44	1.455	1:45.161
3	5.114	1:47.108
68	5.390	1:47.009
171	6.166	1:47.461
14	8.258	1:48.617
6	8.623	1:48.531
55	11.506	1:48.118
65	15.213	1:51.993
43	19.180	1:56.761
77	19.795	1:54.029
99	19.949	1:51.169
0	21.744	1:55.107
48	23.446	1:55.390
19	24.698	1:56.110
122	24.850	1:56.114
15	33.192	2:00.398

LAP 3 @ 12:13:24.757

NO	BEHIND	LAP TIME
46		1:44.293
42	1.949	1:45.232
44	2.313	1:45.151
3	7.965	1:47.144
68	8.172	1:47.075
6	13.614	1:49.284
14	14.129	1:50.164
55	15.167	1:47.954
65	24.554	1:53.634
99	24.808	1:49.152
43	26.594	1:51.707
77	29.697	1:54.195
0	33.222	1:55.771
19	34.763	1:54.358
48	34.852	1:55.699
122	36.692	1:56.135
15	50.383	2:01.484

LAP 4 @ 12:15:09.333

NO	BEHIND	LAP TIME
46		1:44.576
42	2.707	1:45.334
44	3.346	1:45.609
3	10.911	1:47.522
6	18.155	1:49.117
14	18.858	1:49.305
55	19.207	1:48.616
99	29.528	1:49.296
65	31.974	1:51.996
43	32.781	1:50.763
77	38.341	1:53.220
0	46.932	1:58.286
48	47.192	1:56.916
19	47.334	1:57.147
122	48.157	1:56.041
15	1:17.581	2:11.774

LAP 5 @ 12:16:53.721

NO	BEHIND	LAP TIME
46		1:44.388
42	3.810	1:45.491
44	4.058	1:45.100
3	13.631	1:47.108
6	22.617	1:48.850
14	22.997	1:48.527
55	23.305	1:48.486
99	35.651	1:50.511
65	39.565	1:51.979
43	39.733	1:51.340
77	46.999	1:53.046
48	58.549	1:55.745
0	58.653	1:56.109
19	58.910	1:55.964
122	1:00.462	1:56.693
15	1:37.998	2:04.805

LAP 6 @ 12:18:38.298

NO	BEHIND	LAP TIME
46		1:44.577
44	4.060	1:44.579
42	4.522	1:45.289
3	16.938	1:47.884
14	26.764	1:48.344
6	27.886	1:49.846
99	41.834	1:50.760
65	46.379	1:51.391
43	46.641	1:51.485
77	56.796	1:54.374
48	1:09.281	1:55.309
19	1:10.279	1:55.946
122	1:11.643	1:55.758
0	1:17.210	2:03.134

LAP 7 @ 12:20:25.645

NO	BEHIND	LAP TIME
46		1:47.347
44	2.034	1:45.321
42	2.494	1:45.319
15	1 Lap	2:06.175
3	17.405	1:47.814

14	27.371	1:47.954
6	29.247	1:48.708
99	45.396	1:50.909
65	50.222	1:51.190
43	50.454	1:51.160
77	1:03.057	1:53.608
19	1:17.985	1:55.053
48	1:18.130	1:56.196
122	1:21.579	1:57.283
0	1:27.025	1:57.162

Weather / Track : Bright / Dry

Results can be found at www.tsl-timing.com

Cadwell Park

Circuit Length = 2.1800 miles

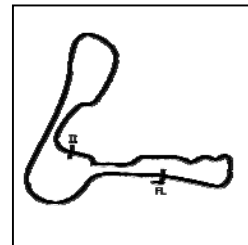
Start: 12:08 Flag 12:20 End: 12:22

Printed - 12:24 Saturday, 03 August 2019

BMCRC - MRO Championships 2019 - Rnd 7 @ Cadwell Park

ACU Team Green Junior Cup & Senior 300

RACE 2 - SECTOR ANALYSIS



SECTOR 1 = FL to I1, SECTOR 2 = I1 to FL, DIFF = Difference To Personal Best Lap, P = Crossed Finish Line in Pit Lane, D = Time Disallowed

P1 46 J Ash BARNES		NINJA 300 - BARNEYRACING				
IDEAL LAP TIME : 1:44.090		BEST LAP TIME : 1:44.293		DIFFERENCE : 0.203		
LAP	SECTOR 1	SECTOR 2	LAP TIME	MPH	DIFF	TIME OF DAY
1 -		43.833	1:51.141	70.61	6.848	12:09:55.527
2 -	1:01.317	43.620	1:44.937	74.78	0.644	12:11:40.464
3 -	1:01.129	43.164	1:44.293 (1)	75.25		12:13:24.757
4 -	1:01.152	43.424	1:44.576 (3)	75.04	0.283	12:15:09.333
5 -	1:00.926	43.462	1:44.388 (2)	75.18	0.095	12:16:53.721
6 -	1:01.103	43.474	1:44.577	75.04	0.284	12:18:38.298
7 -	1:02.096	45.251	1:47.347	73.10	3.054	12:20:25.645

P2 44 J Elliott DUFTON		NINJA 300 - Dad and Held and Torfx				
IDEAL LAP TIME : 1:44.237		BEST LAP TIME : 1:44.579		DIFFERENCE : 0.342		
LAP	SECTOR 1	SECTOR 2	LAP TIME	MPH	DIFF	TIME OF DAY
1 -		43.729	1:52.372	69.83	7.793	12:09:56.758
2 -	1:01.585	43.576	1:45.161	74.62	0.582	12:11:41.919
3 -	1:01.258	43.893	1:45.151 (3)	74.63	0.572	12:13:27.070
4 -	1:01.349	44.260	1:45.609	74.31	1.030	12:15:12.679
5 -	1:01.022	44.078	1:45.100 (2)	74.67	0.521	12:16:57.779
6 -	1:01.364	43.215	1:44.579 (1)	75.04		12:18:42.358
7 -	1:01.995	43.326	1:45.321	74.51	0.742	12:20:27.679

P3 42 J Christopher JOHNSON		NINJA 400 -				
IDEAL LAP TIME : 1:44.762		BEST LAP TIME : 1:45.206		DIFFERENCE : 0.444		
LAP	SECTOR 1	SECTOR 2	LAP TIME	MPH	DIFF	TIME OF DAY
1 -		43.908	1:51.882	70.14	6.676	12:09:56.268
2 -	1:01.604	43.602	1:45.206 (1)	74.59		12:11:41.474
3 -	1:01.281	43.951	1:45.232 (2)	74.57	0.026	12:13:26.706
4 -	1:01.234	44.100	1:45.334	74.50	0.128	12:15:12.040
5 -	1:01.523	43.968	1:45.491	74.39	0.285	12:16:57.531
6 -	1:01.761	43.528	1:45.289 (3)	74.53	0.083	12:18:42.820
7 -	1:01.724	43.595	1:45.319	74.51	0.113	12:20:28.139

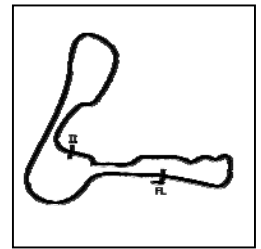
P4 3 J Lewis JONES		NINJA 300 - 151 s				
IDEAL LAP TIME : 1:46.738		BEST LAP TIME : 1:47.108		DIFFERENCE : 0.370		
LAP	SECTOR 1	SECTOR 2	LAP TIME	MPH	DIFF	TIME OF DAY
1 -		45.277	1:54.084	68.79	6.976	12:09:58.470
2 -	1:01.658	45.450	1:47.108 (1)	73.27		12:11:45.578
3 -	1:02.064	45.080	1:47.144 (3)	73.24	0.036	12:13:32.722
4 -	1:01.956	45.566	1:47.522	72.99	0.414	12:15:20.244
5 -	1:01.995	45.113	1:47.108 (1)	73.27		12:17:07.352
6 -	1:02.297	45.587	1:47.884	72.74	0.776	12:18:55.236
7 -	1:02.198	45.616	1:47.814	72.79	0.706	12:20:43.050

P5 14 S Tony DAVIES		NINJA 300 - 3D Racing				
IDEAL LAP TIME : 1:47.822		BEST LAP TIME : 1:47.954		DIFFERENCE : 0.132		
LAP	SECTOR 1	SECTOR 2	LAP TIME	MPH	DIFF	TIME OF DAY
1 -		45.286	1:55.719	67.81	7.765	12:10:00.105
2 -	1:03.454	45.163	1:48.617	72.25	0.663	12:11:48.722
3 -	1:04.772	45.392	1:50.164	71.23	2.210	12:13:38.886
4 -	1:03.639	45.666	1:49.305	71.79	1.351	12:15:28.191
5 -	1:03.291	45.236	1:48.527 (3)	72.31	0.573	12:17:16.718
6 -	1:03.741	44.603	1:48.344 (2)	72.43	0.390	12:19:05.062
7 -	1:03.423	44.531	1:47.954 (1)	72.69		12:20:53.016

BMCRC - MRO Championships 2019 - Rnd 7 @ Cadwell Park

ACU Team Green Junior Cup & Senior 300

RACE 2 - SECTOR ANALYSIS



SECTOR 1 = FL to I1, SECTOR 2 = I1 to FL, DIFF = Difference To Personal Best Lap, P = Crossed Finish Line in Pit Lane, D = Time Disallowed

P6		6 S		Martin COOPER		NINJA 300 -	
IDEAL LAP TIME : 1:48.352		BEST LAP TIME : 1:48.531		DIFFERENCE : 0.179			
LAP	SECTOR 1	SECTOR 2	LAP TIME	MPH	DIFF	TIME OF DAY	
1 -		45.195	1:56.170	67.55	7.639	12:10:00.556	
2 -	1:03.398	45.133	1:48.531 (1)	72.31		12:11:49.087	
3 -	1:04.051	45.233	1:49.284	71.81	0.753	12:13:38.371	
4 -	1:03.865	45.252	1:49.117	71.92	0.586	12:15:27.488	
5 -	1:03.896	44.954	1:48.850 (3)	72.09	0.319	12:17:16.338	
6 -	1:04.459	45.387	1:49.846	71.44	1.315	12:19:06.184	
7 -	1:03.475	45.233	1:48.708 (2)	72.19	0.177	12:20:54.892	

P7		99 J		Evann PENDRILL		NINJA 300 - AVClassics	
IDEAL LAP TIME : 1:49.106		BEST LAP TIME : 1:49.152		DIFFERENCE : 0.046			
LAP	SECTOR 1	SECTOR 2	LAP TIME	MPH	DIFF	TIME OF DAY	
1 -		47.147	2:04.858	62.85	15.706	12:10:09.244	
2 -	1:04.854	46.315	1:51.169	70.59	2.017	12:12:00.413	
3 -	1:03.657	45.495	1:49.152 (1)	71.90		12:13:49.565	
4 -	1:03.611	45.685	1:49.296 (2)	71.80	0.144	12:15:38.861	
5 -	1:04.250	46.261	1:50.511 (3)	71.01	1.359	12:17:29.372	
6 -	1:04.402	46.358	1:50.760	70.85	1.608	12:19:20.132	
7 -	1:04.523	46.386	1:50.909	70.76	1.757	12:21:11.041	

P8		65 S		Konrad BREESE		NINJA 300 - STIHL Racing	
IDEAL LAP TIME : 1:50.210		BEST LAP TIME : 1:51.190		DIFFERENCE : 0.980			
LAP	SECTOR 1	SECTOR 2	LAP TIME	MPH	DIFF	TIME OF DAY	
1 -		46.759	1:59.298	65.78	8.108	12:10:03.684	
2 -	1:04.960	47.033	1:51.993	70.07	0.803	12:11:55.677	
3 -	1:06.034	47.600	1:53.634	69.06	2.444	12:13:49.311	
4 -	1:04.941	47.055	1:51.996	70.07	0.806	12:15:41.307	
5 -	1:05.072	46.907	1:51.979 (3)	70.08	0.789	12:17:33.286	
6 -	1:05.259	46.132	1:51.391 (2)	70.45	0.201	12:19:24.677	
7 -	1:04.078	47.112	1:51.190 (1)	70.58		12:21:15.867	

P9		43 S		Colin HALL		NINJA 300 - simply saab	
IDEAL LAP TIME : 1:50.357		BEST LAP TIME : 1:50.763		DIFFERENCE : 0.406			
LAP	SECTOR 1	SECTOR 2	LAP TIME	MPH	DIFF	TIME OF DAY	
1 -		46.519	1:58.497	66.22	7.734	12:10:02.883	
2 -	1:09.855	46.906	1:56.761	67.21	5.998	12:11:59.644	
3 -	1:05.429	46.278	1:51.707	70.25	0.944	12:13:51.351	
4 -	1:04.727	46.036	1:50.763 (1)	70.85		12:15:42.114	
5 -	1:04.528	46.812	1:51.340 (3)	70.48	0.577	12:17:33.454	
6 -	1:05.309	46.176	1:51.485	70.39	0.722	12:19:24.939	
7 -	1:04.321	46.839	1:51.160 (2)	70.60	0.397	12:21:16.099	

P10		77 J		Joe WHITE		NINJA 300 - Just In Graphics / MZ Contracts	
IDEAL LAP TIME : 1:52.822		BEST LAP TIME : 1:53.046		DIFFERENCE : 0.224			
LAP	SECTOR 1	SECTOR 2	LAP TIME	MPH	DIFF	TIME OF DAY	
1 -		48.447	2:01.844	64.41	8.798	12:10:06.230	
2 -	1:05.718	48.311	1:54.029	68.82	0.983	12:12:00.259	
3 -	1:05.795	48.400	1:54.195	68.72	1.149	12:13:54.454	
4 -	1:05.029	48.191	1:53.220 (2)	69.31	0.174	12:15:47.674	
5 -	1:05.253	47.793	1:53.046 (1)	69.42		12:17:40.720	
6 -	1:06.064	48.310	1:54.374	68.61	1.328	12:19:35.094	
7 -	1:05.732	47.876	1:53.608 (3)	69.08	0.562	12:21:28.702	

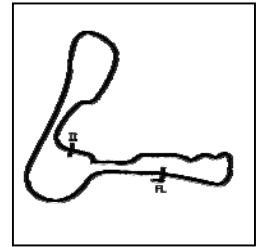
Weather / Track : Bright / Dry

Cadwell Park
Circuit Length = 2.1800 miles
Start: 12:08 Flag 12:20 End: 12:22

BMCRC - MRO Championships 2019 - Rnd 7 @ Cadwell Park

ACU Team Green Junior Cup & Senior 300

RACE 2 - SECTOR ANALYSIS



SECTOR 1 = FL to I1, SECTOR 2 = I1 to FL, DIFF = Difference To Personal Best Lap, P = Crossed Finish Line in Pit Lane, D = Time Disallowed

P11 19 J Kathryn WALKER		NINJA 300 - Shorrock Motorcycles & AutoSmart Preston				
IDEAL LAP TIME : 1:54.251		BEST LAP TIME : 1:54.358		DIFFERENCE : 0.107		
LAP	SECTOR 1	SECTOR 2	LAP TIME	MPH	DIFF	TIME OF DAY
1 -		47.599	2:04.666	62.95	10.308	12:10:09.052
2 -	1:07.919	48.191	1:56.110	67.59	1.752	12:12:05.162
3 -	1:07.065	47.293	1:54.358 (1)	68.62		12:13:59.520
4 -	1:07.870	49.277	1:57.147	66.99	2.789	12:15:56.667
5 -	1:07.933	48.031	1:55.964	67.67	1.606	12:17:52.631
6 -	1:07.685	48.261	1:55.946 (3)	67.68	1.588	12:19:48.577
7 -	1:06.958	48.095	1:55.053 (2)	68.21	0.695	12:21:43.630

P12 48 S Kevin SABBARTON		NINJA 300 - Karen Castle Opticians				
IDEAL LAP TIME : 1:54.707		BEST LAP TIME : 1:55.309		DIFFERENCE : 0.602		
LAP	SECTOR 1	SECTOR 2	LAP TIME	MPH	DIFF	TIME OF DAY
1 -		49.254	2:04.134	63.22	8.825	12:10:08.520
2 -	1:06.672	48.718	1:55.390 (2)	68.01	0.081	12:12:03.910
3 -	1:06.974	48.725	1:55.699 (3)	67.83	0.390	12:13:59.609
4 -	1:07.252	49.664	1:56.916	67.12	1.607	12:15:56.525
5 -	1:07.171	48.574	1:55.745	67.80	0.436	12:17:52.270
6 -	1:07.274	48.035	1:55.309 (1)	68.06		12:19:47.579
7 -	1:07.541	48.655	1:56.196	67.54	0.887	12:21:43.775

P13 122 S Paul WILSON		NINJA 300 -				
IDEAL LAP TIME : 1:54.668		BEST LAP TIME : 1:55.758		DIFFERENCE : 1.090		
LAP	SECTOR 1	SECTOR 2	LAP TIME	MPH	DIFF	TIME OF DAY
1 -		49.013	2:04.814	62.87	9.056	12:10:09.200
2 -	1:07.527	48.587	1:56.114 (3)	67.58	0.356	12:12:05.314
3 -	1:07.862	48.273	1:56.135	67.57	0.377	12:14:01.449
4 -	1:06.714	49.327	1:56.041 (2)	67.63	0.283	12:15:57.490
5 -	1:07.802	48.891	1:56.693	67.25	0.935	12:17:54.183
6 -	1:06.395	49.363	1:55.758 (1)	67.79		12:19:49.941
7 -	1:06.810	50.473	1:57.283	66.91	1.525	12:21:47.224

P14 0 S Daniel SUTHERLAND		NINJA 400 -				
IDEAL LAP TIME : 1:55.107		BEST LAP TIME : 1:55.107		DIFFERENCE : 0.000		
LAP	SECTOR 1	SECTOR 2	LAP TIME	MPH	DIFF	TIME OF DAY
1 -		48.838	2:02.715	63.95	7.608	12:10:07.101
2 -	1:07.033	48.074	1:55.107 (1)	68.18		12:12:02.208
3 -	1:07.464	48.307	1:55.771 (2)	67.78	0.664	12:13:57.979
4 -	1:07.986	50.300	1:58.286	66.34	3.179	12:15:56.265
5 -	1:07.961	48.148	1:56.109 (3)	67.59	1.002	12:17:52.374
6 -	1:07.481	55.653	2:03.134	63.73	8.027	12:19:55.508
7 -	1:08.244	48.918	1:57.162	66.98	2.055	12:21:52.670

P15 15 J Ruari BURNETT		NINJA 300 -				
IDEAL LAP TIME : 2:00.111		BEST LAP TIME : 2:00.398		DIFFERENCE : 0.287		
LAP	SECTOR 1	SECTOR 2	LAP TIME	MPH	DIFF	TIME OF DAY
1 -		50.462	2:08.872	60.89	8.474	12:10:13.258
2 -	1:09.649	50.749	2:00.398 (1)	65.18		12:12:13.656
3 -	1:10.439	51.045	2:01.484 (2)	64.60	1.086	12:14:15.140
4 -	1:19.444	52.330	2:11.774	59.55	11.376	12:16:26.914
5 -	1:11.919	52.886	2:04.805 (3)	62.88	4.407	12:18:31.719
6 -	1:12.949	53.226	2:06.175	62.19	5.777	12:20:37.894

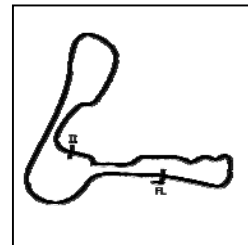
Weather / Track : Bright / Dry

Cadwell Park
 Circuit Length = 2.1800 miles
 Start: 12:08 Flag 12:20 End: 12:22

BMCRC - MRO Championships 2019 - Rnd 7 @ Cadwell Park

ACU Team Green Junior Cup & Senior 300

RACE 2 - SECTOR ANALYSIS



SECTOR 1 = FL to I1, SECTOR 2 = I1 to FL, DIFF = Difference To Personal Best Lap, P = Crossed Finish Line in Pit Lane, D = Time Disallowed

P16 55 J Harrison DESOY		NINJA 300 - Eastern Garage Racing				
IDEAL LAP TIME : 1:47.687		BEST LAP TIME : 1:47.954		DIFFERENCE : 0.267		
LAP	SECTOR 1	SECTOR 2	LAP TIME	MPH	DIFF	TIME OF DAY
1 -		46.134	1:59.466	65.69	11.512	12:10:03.852
2 -	1:03.336	44.782	1:48.118 (2)	72.58	0.164	12:11:51.970
3 -	1:02.993	44.961	1:47.954 (1)	72.69		12:13:39.924
4 -	1:02.905	45.711	1:48.616	72.25	0.662	12:15:28.540
5 -	1:03.320	45.166	1:48.486 (3)	72.34	0.532	12:17:17.026

P17 68 J Lucca ALLEN		NINJA 300 - Mark Allen Autosmart				
IDEAL LAP TIME : 1:46.539		BEST LAP TIME : 1:47.009		DIFFERENCE : 0.470		
LAP	SECTOR 1	SECTOR 2	LAP TIME	MPH	DIFF	TIME OF DAY
1 -		45.365	1:54.459	68.56	7.450	12:09:58.845
2 -	1:02.465	44.544	1:47.009 (1)	73.34		12:11:45.854
3 -	1:01.995	45.080	1:47.075 (2)	73.29	0.066	12:13:32.929

P18 171 J Cameron BROWN		NINJA 300 -				
IDEAL LAP TIME : 1:47.461		BEST LAP TIME : 1:47.461		DIFFERENCE : 0.000		
LAP	SECTOR 1	SECTOR 2	LAP TIME	MPH	DIFF	TIME OF DAY
1 -		45.208	1:54.783	68.37	7.322	12:09:59.169
2 -	1:02.692	44.769	1:47.461 (1)	73.03		12:11:46.630

BMCRC - MRO Championships 2019 - Rnd 7 @ Cadwell Park

ACU Team Green Junior Cup & Senior 300

RACE 2 - BEST SECTORS

SECTOR 1			SECTOR 2			IDEAL / BEST COMPARISON						
POS	NO	NAME	TIME	NO	NAME	TIME	POS	NO	NAME	IDEAL	BEST	DIFF
									PERFECT LAP	1:44.090		
1	46	BARNES	1:00.926	46	BARNES	43.164	1	46	BARNES	1:44.090	1:44.293	0.203
2	44	DUFTON	1:01.022	44	DUFTON	43.215	2	44	DUFTON	1:44.237	1:44.579	0.342
3	42	JOHNSON	1:01.234	42	JOHNSON	43.528	3	42	JOHNSON	1:44.762	1:45.206	0.444
4	3	JONES	1:01.658	14	DAVIES	44.531	4	68	ALLEN	1:46.539	1:47.009	0.470
5	68	ALLEN	1:01.995	68	ALLEN	44.544	5	3	JONES	1:46.738	1:47.108	0.370
6	171	BROWN	1:02.692	171	BROWN	44.769	6	171	BROWN	1:47.461	1:47.461	0.000
7	55	DESSOY	1:02.905	55	DESSOY	44.782	7	55	DESSOY	1:47.687	1:47.954	0.267
8	14	DAVIES	1:03.291	6	COOPER	44.954	8	14	DAVIES	1:47.822	1:47.954	0.132
9	6	COOPER	1:03.398	3	JONES	45.080	9	6	COOPER	1:48.352	1:48.531	0.179
10	99	PENDRILL	1:03.611	99	PENDRILL	45.495	10	99	PENDRILL	1:49.106	1:49.152	0.046
11	65	BREESE	1:04.078	43	HALL	46.036	11	65	BREESE	1:50.210	1:51.190	0.980
12	43	HALL	1:04.321	65	BREESE	46.132	12	43	HALL	1:50.357	1:50.763	0.406
13	77	WHITE	1:05.029	19	WALKER	47.293	13	77	WHITE	1:52.822	1:53.046	0.224
14	122	WILSON	1:06.395	77	WHITE	47.793	14	19	WALKER	1:54.251	1:54.358	0.107
15	48	SABBARTON	1:06.672	48	SABBARTON	48.035	15	122	WILSON	1:54.668	1:55.758	1.090
16	19	WALKER	1:06.958	0	SUTHERLAND	48.074	16	48	SABBARTON	1:54.707	1:55.309	0.602
17	0	SUTHERLAND	1:07.033	122	WILSON	48.273	17	0	SUTHERLAND	1:55.107	1:55.107	0.000
18	15	BURNETT	1:09.649	15	BURNETT	50.462	18	15	BURNETT	2:00.111	2:00.398	0.287

Weather / Track : Bright / Dry

Results can be found at www.tsl-timing.com

Cadwell Park
Circuit Length = 2.1800 miles
Start: 12:08 Flag 12:20 End: 12:22

Printed - 12:23 Saturday, 03 August 2019

BMCRC - MRO Championships 2019 - Rnd 7 @ Cadwell Park

ACU Team Green Junior Cup & Senior 300

RACE 12 - GRID (7 Laps)



ROW 8	22	88	David COURT	1		1					
ROW 7	19	16	Harry COOPER	20	22	Samuel SMYTH	21	24	Darren STOLTON		
ROW 6		16	48	Kevin SABBARTON	17	122	Paul WILSON	18	15	Ruari BURNETT	2:00.398
ROW 5	13	77	Joe WHITE	14	19	Kathryn WALKER	15	0	Daniel SUTHERLAND	1:55.107	
ROW 4		10	99	Evann PENDRILL	11	43	Colin HALL	12	65	Konrad BREESE	1:51.190
ROW 3	7	55	Harrison DESSOY	8	14	Tony DAVIES	9	6	Martin COOPER	1:48.531	
ROW 2		4	68	Lucca ALLEN	5	3	Lewis JONES	6	171	Cameron BROWN	1:47.461
ROW 1	1	46	Ash BARNES	2	44	Elliott DUFTON	3	42	Christopher JOHNSON	1:45.206	
			Pole								

Cadwell Park
Circuit Length = 2.1800 miles

These results are provisional until the conclusion of any judicial and technical matters.

Clerk Of Course :	Steward :	Timekeeper :
-------------------	-----------	--------------

Results can be found at www.tsl-timing.com

Printed - 12:26 Saturday, 03 August 2019



BMCRC - MRO Championships 2019 - Rnd 7 @ Cadwell Park

ACU Team Green Junior Cup & Senior 300

RACE 12 - CLASSIFICATION



POS	NO	CL	PIC NAME	ENTRY	LAPS	TIME	GAP	DIFF	MPH	BEST	ON
1	44	J	1 Elliott DUFTON	NINJA 300 - Dad and Held and Torfx	5	8:56.208			73.18	1:44.545	5
2	46	J	2 Ash BARNES	NINJA 300 - BARNEYRACING	5	8:56.287	0.079	0.079	73.17	1:44.942	5
3	3	J	3 Lewis JONES	NINJA 300 - 151 s	5	8:59.236	3.028	2.949	72.77	1:45.303	3
4	42	J	4 Christopher JOHNSON	NINJA 400 -	5	8:59.494	3.286	0.258	72.73	1:45.857	4
5	55	J	5 Harrison DESSOY	NINJA 300 - Eastern Garage Racing	5	9:06.181	9.973	6.687	71.84	1:46.210	3
6	171	J	6 Cameron BROWN	NINJA 300 -	5	9:10.770	14.562	4.589	71.24	1:45.886	5
7	68	J	7 Lucca ALLEN	NINJA 300 - Mark Allen Autosmart	5	9:13.011	16.803	2.241	70.95	1:47.873	2
8	14	S	1 Tony DAVIES	NINJA 300 - 3D Racing	5	9:13.476	17.268	0.465	70.89	1:47.970	4
9	6	S	2 Martin COOPER	NINJA 300 -	5	9:13.768	17.560	0.292	70.86	1:48.533	3
10	99	J	8 Evann PENDRILL	NINJA 300 - AVClassics	5	9:21.443	25.235	7.675	69.89	1:49.668	4
11	65	S	3 Konrad BREESE	NINJA 300 - STIHL Racing	5	9:26.181	29.973	4.738	69.30	1:50.704	4
12	43	S	4 Colin HALL	NINJA 300 - simply saab	5	9:32.477	36.269	6.296	68.54	1:51.762	3
13	19	J	9 Kathryn WALKER	NINJA 300 - Shorrock Motorcycles & AutoSmart Pre:	5	9:46.550	50.342	14.073	66.90	1:54.047	5
14	0	S	5 Daniel SUTHERLAND	NINJA 400 -	5	9:47.934	51.726	1.384	66.74	1:55.589	5
15	48	S	6 Kevin SABBARTON	NINJA 300 - Karen Castle Opticians	5	10:00.649	1:04.441	12.715	65.32	1:57.030	5
16	122	S	7 Paul WILSON	NINJA 300 -	5	10:01.477	1:05.269	0.828	65.23	1:57.097	5
17	15	J	10 Ruari BURNETT	NINJA 300 -	5	10:24.441	1:28.233	22.964	62.84	2:00.621	2

FASTEST LAP

44	J	Elliott DUFTON	NINJA 300 - Dad and Held and Torfx	5	1:44.545	75.06 mph	120.81 kph
14	S	Tony DAVIES	NINJA 300 - 3D Racing	4	1:47.970	72.68 mph	116.97 kph

Class J - 92.5% of Race Speed = 67.69 mph

Class S - 92.5% of Race Speed = 65.57 mph

Cadwell Park
Circuit Length = 2.1800 miles
Start: 16:55 Flag 17:04 End: 17:06

Weather / Track : Bright / Dry

These results are provisional until the conclusion of any judicial and technical matters.

Clerk Of Course :	Steward :	Timekeeper :
-------------------	-----------	--------------

Results can be found at www.tsl-timing.com

Printed - 17:07 Saturday, 03 August 2019



BMCRC - MRO Championships 2019 - Rnd 7 @ Cadwell Park

ACU Team Green Junior Cup & Senior 300

RACE 12 - LAP CHART

LAP 1 @ 16:57:31.814			LAP 4 @ 17:02:49.033		
NO	BEHIND	LAP TIME	NO	BEHIND	LAP TIME
46		1:54.126	46		1:45.532
44	0.266	1:54.392	44	0.318	1:45.704
42	0.995	1:55.121	3	2.069	1:45.898
68	2.155	1:56.281	42	2.238	1:45.857
3	2.189	1:56.315	55	6.413	1:47.323
14	3.397	1:57.523	68	11.166	1:50.353
55	3.463	1:57.589	14	12.287	1:47.970
6	4.026	1:58.152	6	13.432	1:49.316
171	4.702	1:58.828	171	13.539	1:48.892
65	6.624	2:00.750	99	20.191	1:49.668
99	7.247	2:01.373	65	23.454	1:50.704
0	9.482	2:03.608	43	28.861	1:51.888
43	10.201	2:04.327	0	41.000	1:56.149
19	10.396	2:04.522	19	41.158	1:56.149
48	14.196	2:08.322	48	52.274	1:57.621
122	14.427	2:08.553	122	53.035	1:58.241
15	16.046	2:10.172	15	1:06.545	2:03.892

LAP 2 @ 16:59:18.067			LAP 5 @ 17:04:33.896		
NO	BEHIND	LAP TIME	NO	BEHIND	LAP TIME
46		1:46.253	44		1:44.545
44	0.246	1:46.233	46	0.079	1:44.942
42	1.197	1:46.455	3	3.028	1:45.822
3	1.834	1:45.898	42	3.286	1:45.911
68	3.775	1:47.873	55	9.973	1:48.423
55	3.846	1:46.636	171	14.562	1:45.886
6	6.549	1:48.776	68	16.803	1:50.500
14	7.116	1:49.972	14	17.268	1:49.844
171	7.490	1:49.041	6	17.560	1:48.991
99	11.399	1:50.405	99	25.235	1:49.907
65	12.331	1:51.960	65	29.973	1:51.382
43	16.177	1:52.229	43	36.269	1:52.271
0	19.835	1:56.606	19	50.342	1:54.047
19	20.014	1:55.871	0	51.726	1:55.589
48	26.501	1:58.558	48	1:04.441	1:57.030
122	27.206	1:59.032	122	1:05.269	1:57.097
15	30.414	2:00.621	15	1:28.233	2:06.551

LAP 3 @ 17:01:03.501		
NO	BEHIND	LAP TIME
46		1:45.434
44	0.146	1:45.334
3	1.703	1:45.303
42	1.913	1:46.150
55	4.622	1:46.210
68	6.345	1:48.004
6	9.648	1:48.533
14	9.849	1:48.167
171	10.179	1:48.123
99	16.055	1:50.090
65	18.282	1:51.385
43	22.505	1:51.762
0	30.383	1:55.982
19	30.541	1:55.961
48	40.185	1:59.118
122	40.326	1:58.554
15	48.185	2:03.205

Weather / Track : Bright / Dry

Results can be found at www.tsl-timing.com

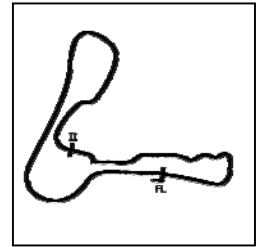
Cadwell Park
Circuit Length = 2.1800 miles
Start: 16:55 Flag 17:04 End: 17:06

Printed - 17:09 Saturday, 03 August 2019

BMCRC - MRO Championships 2019 - Rnd 7 @ Cadwell Park

ACU Team Green Junior Cup & Senior 300

RACE 12 - SECTOR ANALYSIS



SECTOR 1 = FL to I1, SECTOR 2 = I1 to FL, DIFF = Difference To Personal Best Lap, P = Crossed Finish Line in Pit Lane, D = Time Disallowed

P1 44 J Elliott DUFTON		NINJA 300 - Dad and Held and Torfx				
IDEAL LAP TIME : 1:44.169		BEST LAP TIME : 1:44.545		DIFFERENCE : 0.376		
LAP	SECTOR 1	SECTOR 2	LAP TIME	MPH	DIFF	TIME OF DAY
1 -		43.844	1:54.392	68.60	9.847	16:57:32.080
2 -	1:02.395	43.838	1:46.233	73.87	1.688	16:59:18.313
3 -	1:01.697	43.637	1:45.334 (2)	74.50	0.789	17:01:03.647
4 -	1:02.602	43.102	1:45.704 (3)	74.24	1.159	17:02:49.351
5 -	1:01.067	43.478	1:44.545 (1)	75.06		17:04:33.896

P2 46 J Ash BARNES		NINJA 300 - BARNEYRACING				
IDEAL LAP TIME : 1:44.942		BEST LAP TIME : 1:44.942		DIFFERENCE : 0.000		
LAP	SECTOR 1	SECTOR 2	LAP TIME	MPH	DIFF	TIME OF DAY
1 -		44.320	1:54.126	68.76	9.184	16:57:31.814
2 -	1:02.265	43.988	1:46.253	73.86	1.311	16:59:18.067
3 -	1:01.635	43.799	1:45.434 (2)	74.43	0.492	17:01:03.501
4 -	1:01.580	43.952	1:45.532 (3)	74.36	0.590	17:02:49.033
5 -	1:01.551	43.391	1:44.942 (1)	74.78		17:04:33.975

P3 3 J Lewis JONES		NINJA 300 - 151 s				
IDEAL LAP TIME : 1:45.147		BEST LAP TIME : 1:45.303		DIFFERENCE : 0.156		
LAP	SECTOR 1	SECTOR 2	LAP TIME	MPH	DIFF	TIME OF DAY
1 -		44.977	1:56.315	67.47	11.012	16:57:34.003
2 -	1:01.725	44.173	1:45.898 (3)	74.10	0.595	16:59:19.901
3 -	1:01.096	44.207	1:45.303 (1)	74.52		17:01:05.204
4 -	1:01.847	44.051	1:45.898 (3)	74.10	0.595	17:02:51.102
5 -	1:01.283	44.539	1:45.822 (2)	74.16	0.519	17:04:36.924

P4 42 J Christopher JOHNSON		NINJA 400 -				
IDEAL LAP TIME : 1:45.686		BEST LAP TIME : 1:45.857		DIFFERENCE : 0.171		
LAP	SECTOR 1	SECTOR 2	LAP TIME	MPH	DIFF	TIME OF DAY
1 -		44.379	1:55.121	68.17	9.264	16:57:32.809
2 -	1:02.588	43.867	1:46.455	73.72	0.598	16:59:19.264
3 -	1:01.899	44.251	1:46.150 (3)	73.93	0.293	17:01:05.414
4 -	1:01.835	44.022	1:45.857 (1)	74.13		17:02:51.271
5 -	1:02.060	43.851	1:45.911 (2)	74.10	0.054	17:04:37.182

P5 55 J Harrison DESSOY		NINJA 300 - Eastern Garage Racing				
IDEAL LAP TIME : 1:46.210		BEST LAP TIME : 1:46.210		DIFFERENCE : 0.000		
LAP	SECTOR 1	SECTOR 2	LAP TIME	MPH	DIFF	TIME OF DAY
1 -		44.796	1:57.589	66.74	11.379	16:57:35.277
2 -	1:02.153	44.483	1:46.636 (2)	73.59	0.426	16:59:21.913
3 -	1:02.131	44.079	1:46.210 (1)	73.89		17:01:08.123
4 -	1:02.721	44.602	1:47.323 (3)	73.12	1.113	17:02:55.446
5 -	1:02.550	45.873	1:48.423	72.38	2.213	17:04:43.869

P6 171 J Cameron BROWN		NINJA 300 -				
IDEAL LAP TIME : 1:45.886		BEST LAP TIME : 1:45.886		DIFFERENCE : 0.000		
LAP	SECTOR 1	SECTOR 2	LAP TIME	MPH	DIFF	TIME OF DAY
1 -		45.495	1:58.828	66.04	12.942	16:57:36.516
2 -	1:03.533	45.508	1:49.041	71.97	3.155	16:59:25.557
3 -	1:03.183	44.940	1:48.123 (2)	72.58	2.237	17:01:13.680
4 -	1:03.890	45.002	1:48.892 (3)	72.07	3.006	17:03:02.572
5 -	1:01.789	44.097	1:45.886 (1)	74.11		17:04:48.458

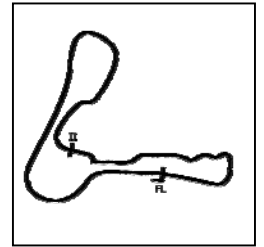
Weather / Track : Bright / Dry

Cadwell Park
Circuit Length = 2.1800 miles
Start: 16:55 Flag 17:04 End: 17:06

BMCRC - MRO Championships 2019 - Rnd 7 @ Cadwell Park

ACU Team Green Junior Cup & Senior 300

RACE 12 - SECTOR ANALYSIS



SECTOR 1 = FL to I1, SECTOR 2 = I1 to FL, DIFF = Difference To Personal Best Lap, P = Crossed Finish Line in Pit Lane, D = Time Disallowed

P7 68 J		Lucca ALLEN		NINJA 300 - Mark Allen Autosmart		
IDEAL LAP TIME : 1:47.758		BEST LAP TIME : 1:47.873		DIFFERENCE : 0.115		
LAP	SECTOR 1	SECTOR 2	LAP TIME	MPH	DIFF	TIME OF DAY
1 -		45.093	1:56.281	67.49	8.408	16:57:33.969
2 -	1:02.992	44.881	1:47.873 (1)	72.75		16:59:21.842
3 -	1:03.238	44.766	1:48.004 (2)	72.66	0.131	17:01:09.846
4 -	1:04.917	45.436	1:50.353 (3)	71.11	2.480	17:03:00.199
5 -	1:05.219	45.281	1:50.500	71.02	2.627	17:04:50.699

P8 14 S		Tony DAVIES		NINJA 300 - 3D Racing		
IDEAL LAP TIME : 1:47.812		BEST LAP TIME : 1:47.970		DIFFERENCE : 0.158		
LAP	SECTOR 1	SECTOR 2	LAP TIME	MPH	DIFF	TIME OF DAY
1 -		45.240	1:57.523	66.77	9.553	16:57:35.211
2 -	1:04.241	45.731	1:49.972	71.36	2.002	16:59:25.183
3 -	1:03.336	44.831	1:48.167 (2)	72.55	0.197	17:01:13.350
4 -	1:03.494	44.476	1:47.970 (1)	72.68		17:03:01.320
5 -	1:04.279	45.565	1:49.844 (3)	71.44	1.874	17:04:51.164

P9 6 S		Martin COOPER		NINJA 300 -		
IDEAL LAP TIME : 1:48.304		BEST LAP TIME : 1:48.533		DIFFERENCE : 0.229		
LAP	SECTOR 1	SECTOR 2	LAP TIME	MPH	DIFF	TIME OF DAY
1 -		45.567	1:58.152	66.42	9.619	16:57:35.840
2 -	1:03.359	45.417	1:48.776 (2)	72.14	0.243	16:59:24.616
3 -	1:03.208	45.325	1:48.533 (1)	72.31		17:01:13.149
4 -	1:04.220	45.096	1:49.316	71.79	0.783	17:03:02.465
5 -	1:03.645	45.346	1:48.991 (3)	72.00	0.458	17:04:51.456

P10 99 J		Evann PENDRILL		NINJA 300 - AVClassics		
IDEAL LAP TIME : 1:49.588		BEST LAP TIME : 1:49.668		DIFFERENCE : 0.080		
LAP	SECTOR 1	SECTOR 2	LAP TIME	MPH	DIFF	TIME OF DAY
1 -		46.097	2:01.373	64.66	11.705	16:57:39.061
2 -	1:04.716	45.689	1:50.405	71.08	0.737	16:59:29.466
3 -	1:04.525	45.565	1:50.090 (3)	71.28	0.422	17:01:19.556
4 -	1:04.023	45.645	1:49.668 (1)	71.56		17:03:09.224
5 -	1:04.290	45.617	1:49.907 (2)	71.40	0.239	17:04:59.131

P11 65 S		Konrad BREESE		NINJA 300 - STIHL Racing		
IDEAL LAP TIME : 1:50.671		BEST LAP TIME : 1:50.704		DIFFERENCE : 0.033		
LAP	SECTOR 1	SECTOR 2	LAP TIME	MPH	DIFF	TIME OF DAY
1 -		46.828	2:00.750	64.99	10.046	16:57:38.438
2 -	1:05.007	46.953	1:51.960	70.09	1.256	16:59:30.398
3 -	1:04.956	46.429	1:51.385 (3)	70.45	0.681	17:01:21.783
4 -	1:04.242	46.462	1:50.704 (1)	70.89		17:03:12.487
5 -	1:04.658	46.724	1:51.382 (2)	70.46	0.678	17:05:03.869

P12 43 S		Colin HALL		NINJA 300 - simply saab		
IDEAL LAP TIME : 1:51.742		BEST LAP TIME : 1:51.762		DIFFERENCE : 0.020		
LAP	SECTOR 1	SECTOR 2	LAP TIME	MPH	DIFF	TIME OF DAY
1 -		48.836	2:04.327	63.12	12.565	16:57:42.015
2 -	1:05.793	46.436	1:52.229 (3)	69.92	0.467	16:59:34.244
3 -	1:05.397	46.365	1:51.762 (1)	70.22		17:01:26.006
4 -	1:05.517	46.371	1:51.888 (2)	70.14	0.126	17:03:17.894
5 -	1:05.926	46.345	1:52.271	69.90	0.509	17:05:10.165

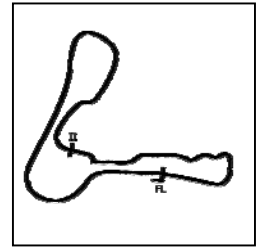
Weather / Track : Bright / Dry

Cadwell Park
 Circuit Length = 2.1800 miles
 Start: 16:55 Flag 17:04 End: 17:06

BMCRC - MRO Championships 2019 - Rnd 7 @ Cadwell Park

ACU Team Green Junior Cup & Senior 300

RACE 12 - SECTOR ANALYSIS



SECTOR 1 = FL to I1, SECTOR 2 = I1 to FL, DIFF = Difference To Personal Best Lap, P = Crossed Finish Line in Pit Lane, D = Time Disallowed

P13 19 J Kathryn WALKER		NINJA 300 - Shorrock Motorcycles & AutoSmart Preston				
IDEAL LAP TIME : 1:54.047		BEST LAP TIME : 1:54.047		DIFFERENCE : 0.000		
LAP	SECTOR 1	SECTOR 2	LAP TIME	MPH	DIFF	TIME OF DAY
1 -		47.720	2:04.522	63.02	10.475	16:57:42.210
2 -	1:07.677	48.194	1:55.871 (2)	67.73	1.824	16:59:38.081
3 -	1:07.593	48.368	1:55.961 (3)	67.67	1.914	17:01:34.042
4 -	1:07.897	48.252	1:56.149	67.56	2.102	17:03:30.191
5 -	1:07.108	46.939	1:54.047 (1)	68.81		17:05:24.238

P14 0 S Daniel SUTHERLAND		NINJA 400 -				
IDEAL LAP TIME : 1:55.589		BEST LAP TIME : 1:55.589		DIFFERENCE : 0.000		
LAP	SECTOR 1	SECTOR 2	LAP TIME	MPH	DIFF	TIME OF DAY
1 -		48.273	2:03.608	63.49	8.019	16:57:41.296
2 -	1:08.068	48.538	1:56.606	67.30	1.017	16:59:37.902
3 -	1:07.554	48.428	1:55.982 (2)	67.66	0.393	17:01:33.884
4 -	1:07.796	48.353	1:56.149 (3)	67.56	0.560	17:03:30.033
5 -	1:07.460	48.129	1:55.589 (1)	67.89		17:05:25.622

P15 48 S Kevin SABBARTON		NINJA 300 - Karen Castle Opticians				
IDEAL LAP TIME : 1:57.030		BEST LAP TIME : 1:57.030		DIFFERENCE : 0.000		
LAP	SECTOR 1	SECTOR 2	LAP TIME	MPH	DIFF	TIME OF DAY
1 -		50.898	2:08.322	61.15	11.292	16:57:46.010
2 -	1:08.966	49.592	1:58.558 (3)	66.19	1.528	16:59:44.568
3 -	1:09.565	49.553	1:59.118	65.88	2.088	17:01:43.686
4 -	1:08.198	49.423	1:57.621 (2)	66.72	0.591	17:03:41.307
5 -	1:07.900	49.130	1:57.030 (1)	67.06		17:05:38.337

P16 122 S Paul WILSON		NINJA 300 -				
IDEAL LAP TIME : 1:57.097		BEST LAP TIME : 1:57.097		DIFFERENCE : 0.000		
LAP	SECTOR 1	SECTOR 2	LAP TIME	MPH	DIFF	TIME OF DAY
1 -		50.247	2:08.553	61.04	11.456	16:57:46.241
2 -	1:09.669	49.363	1:59.032	65.93	1.935	16:59:45.273
3 -	1:08.730	49.824	1:58.554 (3)	66.19	1.457	17:01:43.827
4 -	1:09.265	48.976	1:58.241 (2)	66.37	1.144	17:03:42.068
5 -	1:08.194	48.903	1:57.097 (1)	67.02		17:05:39.165

P17 15 J Ruari BURNETT		NINJA 300 -				
IDEAL LAP TIME : 2:00.621		BEST LAP TIME : 2:00.621		DIFFERENCE : 0.000		
LAP	SECTOR 1	SECTOR 2	LAP TIME	MPH	DIFF	TIME OF DAY
1 -		50.514	2:10.172	60.28	9.551	16:57:47.860
2 -	1:10.117	50.504	2:00.621 (1)	65.06		16:59:48.481
3 -	1:10.810	52.395	2:03.205 (2)	63.69	2.584	17:01:51.686
4 -	1:11.676	52.216	2:03.892 (3)	63.34	3.271	17:03:55.578
5 -	1:13.874	52.677	2:06.551	62.01	5.930	17:06:02.129

BMCRC - MRO Championships 2019 - Rnd 7 @ Cadwell Park

ACU Team Green Junior Cup & Senior 300

RACE 12 - BEST SECTORS

SECTOR 1			SECTOR 2			IDEAL / BEST COMPARISON						
POS	NO	NAME	TIME	NO	NAME	TIME	POS	NO	NAME	IDEAL	BEST	DIFF
									PERFECT LAP	1:44.169		
1	44	DUFTON	1:01.067	44	DUFTON	43.102	1	44	DUFTON	1:44.169	1:44.545	0.376
2	3	JONES	1:01.096	46	BARNES	43.391	2	46	BARNES	1:44.942	1:44.942	0.000
3	46	BARNES	1:01.551	42	JOHNSON	43.851	3	3	JONES	1:45.147	1:45.303	0.156
4	171	BROWN	1:01.789	3	JONES	44.051	4	42	JOHNSON	1:45.686	1:45.857	0.171
5	42	JOHNSON	1:01.835	55	DESSOY	44.079	5	171	BROWN	1:45.886	1:45.886	0.000
6	55	DESSOY	1:02.131	171	BROWN	44.097	6	55	DESSOY	1:46.210	1:46.210	0.000
7	68	ALLEN	1:02.992	14	DAVIES	44.476	7	68	ALLEN	1:47.758	1:47.873	0.115
8	6	COOPER	1:03.208	68	ALLEN	44.766	8	14	DAVIES	1:47.812	1:47.970	0.158
9	14	DAVIES	1:03.336	6	COOPER	45.096	9	6	COOPER	1:48.304	1:48.533	0.229
10	99	PENDRILL	1:04.023	99	PENDRILL	45.565	10	99	PENDRILL	1:49.588	1:49.668	0.080
11	65	BREESE	1:04.242	43	HALL	46.345	11	65	BREESE	1:50.671	1:50.704	0.033
12	43	HALL	1:05.397	65	BREESE	46.429	12	43	HALL	1:51.742	1:51.762	0.020
13	19	WALKER	1:07.108	19	WALKER	46.939	13	19	WALKER	1:54.047	1:54.047	0.000
14	0	SUTHERLAND	1:07.460	0	SUTHERLAND	48.129	14	0	SUTHERLAND	1:55.589	1:55.589	0.000
15	48	SABBARTON	1:07.900	122	WILSON	48.903	15	48	SABBARTON	1:57.030	1:57.030	0.000
16	122	WILSON	1:08.194	48	SABBARTON	49.130	16	122	WILSON	1:57.097	1:57.097	0.000
17	15	BURNETT	1:10.117	15	BURNETT	50.504	17	15	BURNETT	2:00.621	2:00.621	0.000

Weather / Track : Bright / Dry

Results can be found at www.tsl-timing.com

Cadwell Park
Circuit Length = 2.1800 miles
Start: 16:55 Flag 17:04 End: 17:06

Printed - 17:08 Saturday, 03 August 2019

BMCRC - MRO Championships 2019 - Rnd 7 @ Cadwell Park

ACU Team Green Junior Cup & Senior 300

RACE 2 - GRID (9 Laps)



ROW 8	22	88	David COURT	1		1			
ROW 7	19	16	Harry COOPER	20	22	Samuel SMYTH	21	24	Darren STOLTON
ROW 6	16	122	Paul WILSON	17	15	Ruari BURNETT	18	77	Joe WHITE
ROW 5	13	19	Kathryn WALKER	14	0	Daniel SUTHERLAND	15	48	Kevin SABBARTON
ROW 4	10	99	Evann PENDRILL	11	65	Konrad BREESE	12	43	Colin HALL
ROW 3	7	68	Lucca ALLEN	8	14	Tony DAVIES	9	6	Martin COOPER
ROW 2	4	42	Christopher JOHNSON	5	171	Cameron BROWN	6	55	Harrison DESSOY
ROW 1	1	44	Elliott DUFTON	2	46	Ash BARNES	3	3	Lewis JONES
			Pole						

Cadwell Park
Circuit Length = 2.1800 miles

These results are provisional until the conclusion of any judicial and technical matters.

Clerk Of Course :	Steward :	Timekeeper :
-------------------	-----------	--------------

Results can be found at www.tsl-timing.com

Printed - 17:10 Saturday, 03 August 2019



BMCRC - MRO Championships 2019 - Rnd 7 @ Cadwell Park

ACU Team Green Junior Cup & Senior 300

RACE 2 - CLASSIFICATION



POS	NO	CL	PIC NAME	ENTRY	LAPS	TIME	GAP	DIFF	MPH	BEST	ON
1	46	J	1 Ash BARNES	NINJA 300 - BARNEYRACING	5	8:53.281			73.58	1:44.779	4
2	44	J	2 Elliott DUFTON	NINJA 300 - Dad and Held and Torfx	5	8:53.512	0.231	0.231	73.55	1:44.632	4
3	42	J	3 Christopher JOHNSON	NINJA 400 -	5	8:56.399	3.118	2.887	73.15	1:45.436	5
4	3	J	4 Lewis JONES	NINJA 300 - 151 s	5	9:00.517	7.236	4.118	72.59	1:45.366	3
5	171	J	5 Cameron BROWN	NINJA 300 -	5	9:03.455	10.174	2.938	72.20	1:46.663	4
6	55	J	6 Harrison DESSOY	NINJA 300 - Eastern Garage Racing	5	9:07.542	14.261	4.087	71.66	1:47.005	3
7	68	J	7 Lucca ALLEN	NINJA 300 - Mark Allen Autosmart	5	9:12.887	19.606	5.345	70.97	1:48.769	2
8	6	S	1 Martin COOPER	NINJA 300 -	5	9:13.352	20.071	0.465	70.91	1:47.978	2
9	14	S	2 Tony DAVIES	NINJA 300 - 3D Racing	5	9:13.974	20.693	0.622	70.83	1:48.492	4
10	99	J	8 Evann PENDRILL	NINJA 300 - AVClasses	5	9:15.142	21.861	1.168	70.68	1:47.722	5
11	65	S	3 Konrad BREESE	NINJA 300 - STIHL Racing	5	9:28.897	35.616	13.755	68.97	1:50.926	5
12	0	S	4 Daniel SUTHERLAND	NINJA 400 -	4	7:46.118	1 Lap	1 Lap	67.34	1:53.445	3
13	19	J	9 Kathryn WALKER	NINJA 300 - Shorrock Motorcycles & AutoSmart Pre:	4	7:46.263	1 Lap	0.145	67.32	1:53.564	3
14	43	S	5 Colin HALL	NINJA 300 - simply saab	4	7:46.728	1 Lap	0.465	67.26	1:53.785	2
15	88	S	6 David COURT	NINJA 300 -	4	7:49.882	1 Lap	3.154	66.80	1:53.551	4
16	48	S	7 Kevin SABBARTON	NINJA 300 - Karen Castle Opticians	4	7:54.466	1 Lap	4.584	66.16	1:56.115	3
17	170	J	10 Charlotte MARCUZZO	NINJA 300 -	4	8:01.180	1 Lap	6.714	65.24	1:57.147	4
18	122	S	8 Paul WILSON	NINJA 300 -	4	8:02.186	1 Lap	1.006	65.10	1:57.390	2

NOT CLASSIFIED

DNF	15	J	Ruari BURNETT	NINJA 300 -	0						
-----	----	---	---------------	-------------	---	--	--	--	--	--	--

FASTEST LAP

44	J	Elliott DUFTON	NINJA 300 - Dad and Held and Torfx	4	1:44.632	75.00 mph	120.71 kph
6	S	Martin COOPER	NINJA 300 -	2	1:47.978	72.68 mph	116.97 kph

Class J - 92.5% of Race Speed = 68.06 mph

Class S - 92.5% of Race Speed = 65.59 mph

Cadwell Park
Circuit Length = 2.1800 miles
Start: 09:49 Flag 09:57 End: 10:05

Weather / Track : Bright / Dry

These results are provisional until the conclusion of any judicial and technical matters.

Clerk Of Course :	Steward :	Timekeeper :
-------------------	-----------	--------------

Results can be found at www.tsl-timing.com

Printed - 10:06 Sunday, 04 August 2019



BMCRC - MRO Championships 2019 - Rnd 7 @ Cadwell Park

ACU Team Green Junior Cup & Senior 300

RACE 2 - LAP CHART

LAP 1 @ 09:51:28.200			LAP 4 @ 09:56:43.934		
NO	BEHIND	LAP TIME	NO	BEHIND	LAP TIME
44		1:52.483	46		1:44.779
46	0.310	1:52.793	44	0.156	1:44.632
42	1.344	1:53.827	42	2.746	1:45.522
171	2.863	1:55.346	3	5.218	1:45.908
3	3.144	1:55.627	171	8.446	1:46.663
68	4.181	1:56.664	55	10.692	1:47.425
55	4.796	1:57.279	68	15.401	1:49.209
14	5.759	1:58.242	6	15.931	1:49.406
6	5.818	1:58.301	14	16.453	1:48.492
65	8.539	2:01.022	99	19.203	1:48.358
99	8.816	2:01.299	65	29.754	1:51.590
43	11.281	2:03.764	0	37.901	1:54.439
19	11.806	2:04.289	19	38.046	1:54.072
0	11.848	2:04.331	43	38.511	1:54.626
48	13.517	2:06.000	88	41.665	1:53.551
170	15.229	2:07.712	48	46.249	1:56.161
88	15.686	2:08.169	170	52.963	1:57.147
122	16.591	2:09.074	122	53.969	1:58.220

LAP 2 @ 09:53:14.126			LAP 5 @ 09:58:28.998		
NO	BEHIND	LAP TIME	NO	BEHIND	LAP TIME
46		1:45.616	46		1:45.064
44	0.165	1:46.091	44	0.231	1:45.139
42	1.579	1:46.161	42	3.118	1:45.436
3	3.752	1:46.534	3	7.236	1:47.082
171	4.761	1:47.824	171	10.174	1:46.792
55	6.070	1:47.200	55	14.261	1:48.633
68	7.024	1:48.769	68	19.606	1:49.269
6	7.870	1:47.978	6	20.071	1:49.204
14	8.848	1:49.015	14	20.693	1:49.304
99	11.733	1:48.843	99	21.861	1:47.722
65	15.565	1:52.952	65	35.616	1:50.926
43	19.140	1:53.785			
0	19.825	1:53.903			
19	20.218	1:54.338			
48	23.781	1:56.190			
88	24.244	1:54.484			
122	28.055	1:57.390			
170	28.218	1:58.915			

LAP 3 @ 09:54:59.155		
NO	BEHIND	LAP TIME
46		1:45.029
44	0.303	1:45.167
42	2.003	1:45.453
3	4.089	1:45.366
171	6.562	1:46.830
55	8.046	1:47.005
68	10.971	1:48.976
6	11.304	1:48.463
14	12.740	1:48.921
99	15.624	1:48.920
65	22.943	1:52.407
0	28.241	1:53.445
43	28.664	1:54.553
19	28.753	1:53.564
88	32.893	1:53.678
48	34.867	1:56.115
122	40.528	1:57.502
170	40.595	1:57.406

Weather / Track : Bright / Dry

Results can be found at www.tsl-timing.com

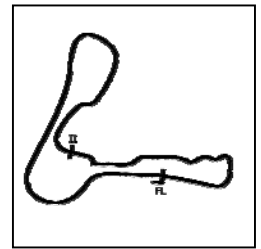
Cadwell Park
Circuit Length = 2.1800 miles
Start: 09:49 Flag 09:57 End: 10:05

Printed - 10:12 Sunday, 04 August 2019

BMCRC - MRO Championships 2019 - Rnd 7 @ Cadwell Park

ACU Team Green Junior Cup & Senior 300

RACE 2 - SECTOR ANALYSIS



SECTOR 1 = FL to I1, SECTOR 2 = I1 to FL, DIFF = Difference To Personal Best Lap, P = Crossed Finish Line in Pit Lane, D = Time Disallowed

P1 46 J Ash BARNES		NINJA 300 - BARNEYRACING				
IDEAL LAP TIME : 1:44.779		BEST LAP TIME : 1:44.779		DIFFERENCE : 0.000		
LAP	SECTOR 1	SECTOR 2	LAP TIME	MPH	DIFF	TIME OF DAY
1 -		43.998	1:52.793	69.57	8.014	09:51:28.510
2 -	1:01.887	43.729	1:45.616	74.30	0.837	09:53:14.126
3 -	1:01.516	43.513	1:45.029 (2)	74.72	0.250	09:54:59.155
4 -	1:01.425	43.354	1:44.779 (1)	74.90		09:56:43.934
5 -	1:01.493	43.571	1:45.064 (3)	74.69	0.285	09:58:28.998

P2 44 J Elliott DUFTON		NINJA 300 - Dad and Held and Torfx				
IDEAL LAP TIME : 1:44.632		BEST LAP TIME : 1:44.632		DIFFERENCE : 0.000		
LAP	SECTOR 1	SECTOR 2	LAP TIME	MPH	DIFF	TIME OF DAY
1 -		43.926	1:52.483	69.77	7.851	09:51:28.200
2 -	1:02.459	43.632	1:46.091	73.97	1.459	09:53:14.291
3 -	1:01.704	43.463	1:45.167 (3)	74.62	0.535	09:54:59.458
4 -	1:01.416	43.216	1:44.632 (1)	75.00		09:56:44.090
5 -	1:01.573	43.566	1:45.139 (2)	74.64	0.507	09:58:29.229

P3 42 J Christopher JOHNSON		NINJA 400 -				
IDEAL LAP TIME : 1:45.228		BEST LAP TIME : 1:45.436		DIFFERENCE : 0.208		
LAP	SECTOR 1	SECTOR 2	LAP TIME	MPH	DIFF	TIME OF DAY
1 -		44.151	1:53.827	68.94	8.391	09:51:29.544
2 -	1:02.041	44.120	1:46.161	73.92	0.725	09:53:15.705
3 -	1:01.471	43.982	1:45.453 (2)	74.42	0.017	09:55:01.158
4 -	1:01.711	43.811	1:45.522 (3)	74.37	0.086	09:56:46.680
5 -	1:01.679	43.757	1:45.436 (1)	74.43		09:58:32.116

P4 3 J Lewis JONES		NINJA 300 - 151 s				
IDEAL LAP TIME : 1:45.277		BEST LAP TIME : 1:45.366		DIFFERENCE : 0.089		
LAP	SECTOR 1	SECTOR 2	LAP TIME	MPH	DIFF	TIME OF DAY
1 -		44.803	1:55.627	67.87	10.261	09:51:31.344
2 -	1:01.975	44.559	1:46.534 (3)	73.66	1.168	09:53:17.878
3 -	1:01.234	44.132	1:45.366 (1)	74.48		09:55:03.244
4 -	1:01.145	44.763	1:45.908 (2)	74.10	0.542	09:56:49.152
5 -	1:02.091	44.991	1:47.082	73.29	1.716	09:58:36.234

P5 171 J Cameron BROWN		NINJA 300 -				
IDEAL LAP TIME : 1:46.552		BEST LAP TIME : 1:46.663		DIFFERENCE : 0.111		
LAP	SECTOR 1	SECTOR 2	LAP TIME	MPH	DIFF	TIME OF DAY
1 -		44.971	1:55.346	68.03	8.683	09:51:31.063
2 -	1:03.402	44.422	1:47.824	72.78	1.161	09:53:18.887
3 -	1:02.456	44.374	1:46.830 (3)	73.46	0.167	09:55:05.717
4 -	1:02.178	44.485	1:46.663 (1)	73.57		09:56:52.380
5 -	1:02.298	44.494	1:46.792 (2)	73.48	0.129	09:58:39.172

P6 55 J Harrison DESSOY		NINJA 300 - Eastern Garage Racing				
IDEAL LAP TIME : 1:47.005		BEST LAP TIME : 1:47.005		DIFFERENCE : 0.000		
LAP	SECTOR 1	SECTOR 2	LAP TIME	MPH	DIFF	TIME OF DAY
1 -		45.090	1:57.279	66.91	10.274	09:51:32.996
2 -	1:02.695	44.505	1:47.200 (2)	73.20	0.195	09:53:20.196
3 -	1:02.533	44.472	1:47.005 (1)	73.34		09:55:07.201
4 -	1:02.634	44.791	1:47.425 (3)	73.05	0.420	09:56:54.626
5 -	1:03.095	45.538	1:48.633	72.24	1.628	09:58:43.259

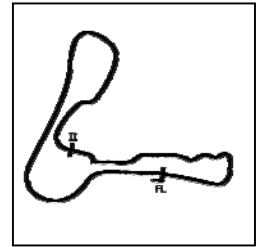
Weather / Track : Bright / Dry

Cadwell Park
Circuit Length = 2.1800 miles
Start: 09:49 Flag 09:57 End: 10:05

BMCRC - MRO Championships 2019 - Rnd 7 @ Cadwell Park

ACU Team Green Junior Cup & Senior 300

RACE 2 - SECTOR ANALYSIS



SECTOR 1 = FL to I1, SECTOR 2 = I1 to FL, DIFF = Difference To Personal Best Lap, P = Crossed Finish Line in Pit Lane, D = Time Disallowed

P7 68 J		Lucca ALLEN		NINJA 300 - Mark Allen Autosmart		
IDEAL LAP TIME : 1:48.647		BEST LAP TIME : 1:48.769		DIFFERENCE : 0.122		
LAP	SECTOR 1	SECTOR 2	LAP TIME	MPH	DIFF	TIME OF DAY
1 -		45.686	1:56.664	67.27	7.895	09:51:32.381
2 -	1:03.619	45.150	1:48.769 (1)	72.15		09:53:21.150
3 -	1:03.585	45.391	1:48.976 (2)	72.01	0.207	09:55:10.126
4 -	1:03.814	45.395	1:49.209 (3)	71.86	0.440	09:56:59.335
5 -	1:04.207	45.062	1:49.269	71.82	0.500	09:58:48.604

P8 6 S		Martin COOPER		NINJA 300 -		
IDEAL LAP TIME : 1:47.978		BEST LAP TIME : 1:47.978		DIFFERENCE : 0.000		
LAP	SECTOR 1	SECTOR 2	LAP TIME	MPH	DIFF	TIME OF DAY
1 -		45.680	1:58.301	66.33	10.323	09:51:34.018
2 -	1:02.894	45.084	1:47.978 (1)	72.68		09:53:21.996
3 -	1:03.279	45.184	1:48.463 (2)	72.35	0.485	09:55:10.459
4 -	1:04.156	45.250	1:49.406	71.73	1.428	09:56:59.865
5 -	1:04.089	45.115	1:49.204 (3)	71.86	1.226	09:58:49.069

P9 14 S		Tony DAVIES		NINJA 300 - 3D Racing		
IDEAL LAP TIME : 1:48.359		BEST LAP TIME : 1:48.492		DIFFERENCE : 0.133		
LAP	SECTOR 1	SECTOR 2	LAP TIME	MPH	DIFF	TIME OF DAY
1 -		46.252	1:58.242	66.37	9.750	09:51:33.959
2 -	1:03.721	45.294	1:49.015 (3)	71.99	0.523	09:53:22.974
3 -	1:03.962	44.959	1:48.921 (2)	72.05	0.429	09:55:11.895
4 -	1:03.400	45.092	1:48.492 (1)	72.33		09:57:00.387
5 -	1:03.699	45.605	1:49.304	71.80	0.812	09:58:49.691

P10 99 J		Evann PENDRILL		NINJA 300 - AVClassics		
IDEAL LAP TIME : 1:47.722		BEST LAP TIME : 1:47.722		DIFFERENCE : 0.000		
LAP	SECTOR 1	SECTOR 2	LAP TIME	MPH	DIFF	TIME OF DAY
1 -		46.750	2:01.299	64.69	13.577	09:51:37.016
2 -	1:03.344	45.499	1:48.843 (3)	72.10	1.121	09:53:25.859
3 -	1:03.268	45.652	1:48.920	72.05	1.198	09:55:14.779
4 -	1:02.878	45.480	1:48.358 (2)	72.42	0.636	09:57:03.137
5 -	1:02.863	44.859	1:47.722 (1)	72.85		09:58:50.859

P11 65 S		Konrad BREESE		NINJA 300 - STIHL Racing		
IDEAL LAP TIME : 1:50.926		BEST LAP TIME : 1:50.926		DIFFERENCE : 0.000		
LAP	SECTOR 1	SECTOR 2	LAP TIME	MPH	DIFF	TIME OF DAY
1 -		46.832	2:01.022	64.84	10.096	09:51:36.739
2 -	1:04.856	48.096	1:52.952	69.48	2.026	09:53:29.691
3 -	1:05.566	46.841	1:52.407 (3)	69.81	1.481	09:55:22.098
4 -	1:04.753	46.837	1:51.590 (2)	70.32	0.664	09:57:13.688
5 -	1:04.567	46.359	1:50.926 (1)	70.75		09:59:04.614

P12 0 S		Daniel SUTHERLAND		NINJA 400 -		
IDEAL LAP TIME : 1:53.445		BEST LAP TIME : 1:53.445		DIFFERENCE : 0.000		
LAP	SECTOR 1	SECTOR 2	LAP TIME	MPH	DIFF	TIME OF DAY
1 -		49.856	2:04.331	63.12	10.886	09:51:40.048
2 -	1:06.181	47.722	1:53.903 (2)	68.90	0.458	09:53:33.951
3 -	1:05.778	47.667	1:53.445 (1)	69.17		09:55:27.396
4 -	1:06.646	47.793	1:54.439 (3)	68.57	0.994	09:57:21.835

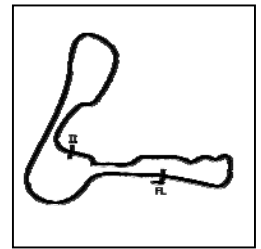
Weather / Track : Bright / Dry

Cadwell Park
Circuit Length = 2.1800 miles
Start: 09:49 Flag 09:57 End: 10:05

BMCRC - MRO Championships 2019 - Rnd 7 @ Cadwell Park

ACU Team Green Junior Cup & Senior 300

RACE 2 - SECTOR ANALYSIS



SECTOR 1 = FL to I1, SECTOR 2 = I1 to FL, DIFF = Difference To Personal Best Lap, P = Crossed Finish Line in Pit Lane, D = Time Disallowed

P13 19 J Kathryn WALKER		NINJA 300 - Shorrock Motorcycles & AutoSmart Preston				
IDEAL LAP TIME : 1:53.564		BEST LAP TIME : 1:53.564		DIFFERENCE : 0.000		
LAP	SECTOR 1	SECTOR 2	LAP TIME	MPH	DIFF	TIME OF DAY
1 -		48.740	2:04.289	63.14	10.725	09:51:40.006
2 -	1:06.623	47.715	1:54.338 (3)	68.63	0.774	09:53:34.344
3 -	1:06.260	47.304	1:53.564 (1)	69.10		09:55:27.908
4 -	1:06.339	47.733	1:54.072 (2)	68.79	0.508	09:57:21.980

P14 43 S Colin HALL		NINJA 300 - simply saab				
IDEAL LAP TIME : 1:53.785		BEST LAP TIME : 1:53.785		DIFFERENCE : 0.000		
LAP	SECTOR 1	SECTOR 2	LAP TIME	MPH	DIFF	TIME OF DAY
1 -		48.700	2:03.764	63.41	9.979	09:51:39.481
2 -	1:06.215	47.570	1:53.785 (1)	68.97		09:53:33.266
3 -	1:06.709	47.844	1:54.553 (2)	68.51	0.768	09:55:27.819
4 -	1:06.791	47.835	1:54.626 (3)	68.46	0.841	09:57:22.445

P15 88 S David COURT		NINJA 300 -				
IDEAL LAP TIME : 1:53.372		BEST LAP TIME : 1:53.551		DIFFERENCE : 0.179		
LAP	SECTOR 1	SECTOR 2	LAP TIME	MPH	DIFF	TIME OF DAY
1 -		50.426	2:08.169	61.23	14.618	09:51:43.886
2 -	1:05.905	48.579	1:54.484 (3)	68.55	0.933	09:53:38.370
3 -	1:05.848	47.830	1:53.678 (2)	69.03	0.127	09:55:32.048
4 -	1:06.027	47.524	1:53.551 (1)	69.11		09:57:25.599

P16 48 S Kevin SABBARTON		NINJA 300 - Karen Castle Opticians				
IDEAL LAP TIME : 1:55.892		BEST LAP TIME : 1:56.115		DIFFERENCE : 0.223		
LAP	SECTOR 1	SECTOR 2	LAP TIME	MPH	DIFF	TIME OF DAY
1 -		48.593	2:06.000	62.28	9.885	09:51:41.717
2 -	1:07.493	48.697	1:56.190 (3)	67.54	0.075	09:53:37.907
3 -	1:07.646	48.469	1:56.115 (1)	67.58		09:55:34.022
4 -	1:07.423	48.738	1:56.161 (2)	67.56	0.046	09:57:30.183

P17 170 J Charlotte MARCUZZO		NINJA 300 -				
IDEAL LAP TIME : 1:57.147		BEST LAP TIME : 1:57.147		DIFFERENCE : 0.000		
LAP	SECTOR 1	SECTOR 2	LAP TIME	MPH	DIFF	TIME OF DAY
1 -		50.169	2:07.712	61.45	10.565	09:51:43.429
2 -	1:08.855	50.060	1:58.915 (3)	65.99	1.768	09:53:42.344
3 -	1:08.528	48.878	1:57.406 (2)	66.84	0.259	09:55:39.750
4 -	1:08.336	48.811	1:57.147 (1)	66.99		09:57:36.897

P18 122 S Paul WILSON		NINJA 300 -				
IDEAL LAP TIME : 1:57.111		BEST LAP TIME : 1:57.390		DIFFERENCE : 0.279		
LAP	SECTOR 1	SECTOR 2	LAP TIME	MPH	DIFF	TIME OF DAY
1 -		50.955	2:09.074	60.80	11.684	09:51:44.791
2 -	1:08.034	49.356	1:57.390 (1)	66.85		09:53:42.181
3 -	1:08.182	49.320	1:57.502 (2)	66.79	0.112	09:55:39.683
4 -	1:09.143	49.077	1:58.220 (3)	66.38	0.830	09:57:37.903

Weather / Track : Bright / Dry

Cadwell Park
 Circuit Length = 2.1800 miles
 Start: 09:49 Flag 09:57 End: 10:05

BMCRC - MRO Championships 2019 - Rnd 7 @ Cadwell Park

ACU Team Green Junior Cup & Senior 300

RACE 2 - BEST SECTORS

SECTOR 1			SECTOR 2			IDEAL / BEST COMPARISON						
POS	NO	NAME	TIME	NO	NAME	TIME	POS	NO	NAME	IDEAL	BEST	DIFF
									PERFECT LAP	1:44.361		
1	3	JONES	1:01.145	44	DUFTON	43.216	1	44	DUFTON	1:44.632	1:44.632	0.000
2	44	DUFTON	1:01.416	46	BARNES	43.354	2	46	BARNES	1:44.779	1:44.779	0.000
3	46	BARNES	1:01.425	42	JOHNSON	43.757	3	42	JOHNSON	1:45.228	1:45.436	0.208
4	42	JOHNSON	1:01.471	3	JONES	44.132	4	3	JONES	1:45.277	1:45.366	0.089
5	171	BROWN	1:02.178	171	BROWN	44.374	5	171	BROWN	1:46.552	1:46.663	0.111
6	55	DESSOY	1:02.533	55	DESSOY	44.472	6	55	DESSOY	1:47.005	1:47.005	0.000
7	99	PENDRILL	1:02.863	99	PENDRILL	44.859	7	99	PENDRILL	1:47.722	1:47.722	0.000
8	6	COOPER	1:02.894	14	DAVIES	44.959	8	6	COOPER	1:47.978	1:47.978	0.000
9	14	DAVIES	1:03.400	68	ALLEN	45.062	9	14	DAVIES	1:48.359	1:48.492	0.133
10	68	ALLEN	1:03.585	6	COOPER	45.084	10	68	ALLEN	1:48.647	1:48.769	0.122
11	65	BREESE	1:04.567	65	BREESE	46.359	11	65	BREESE	1:50.926	1:50.926	0.000
12	0	SUTHERLAND	1:05.778	19	WALKER	47.304	12	88	COURT	1:53.372	1:53.551	0.179
13	88	COURT	1:05.848	88	COURT	47.524	13	0	SUTHERLAND	1:53.445	1:53.445	0.000
14	43	HALL	1:06.215	43	HALL	47.570	14	19	WALKER	1:53.564	1:53.564	0.000
15	19	WALKER	1:06.260	0	SUTHERLAND	47.667	15	43	HALL	1:53.785	1:53.785	0.000
16	48	SABBARTON	1:07.423	48	SABBARTON	48.469	16	48	SABBARTON	1:55.892	1:56.115	0.223
17	122	WILSON	1:08.034	170	MARCUZZO	48.811	17	122	WILSON	1:57.111	1:57.390	0.279
18	170	MARCUZZO	1:08.336	122	WILSON	49.077	18	170	MARCUZZO	1:57.147	1:57.147	0.000
19												

Weather / Track : Bright / Dry

Results can be found at www.tsl-timing.com

Cadwell Park
Circuit Length = 2.1800 miles
Start: 09:49 Flag 09:57 End: 10:05

Printed - 10:11 Sunday, 04 August 2019

BMCRC - MRO Championships 2019 - Rnd 7 @ Cadwell Park

ACU Team Green Junior Cup & Senior 300

RACE 12 - GRID (9 Laps)



ROW 8	22	22	Samuel SMYTH	23	24	Darren STOLTON	1		
ROW 7	19	15	Ruari BURNETT	20	77	Joe WHITE	21	16	Harry COOPER
ROW 6	16	48	Kevin SABBARTON	17	170	Charlotte MARCUZZO	18	122	Paul WILSON
ROW 5	13	88	David COURT	14	19	Kathryn WALKER	15	43	Colin HALL
ROW 4	10	68	Lucca ALLEN	11	65	Konrad BREESE	12	0	Daniel SUTHERLAND
ROW 3	7	99	Evann PENDRILL	8	6	Martin COOPER	9	14	Tony DAVIES
ROW 2	4	42	Christopher JOHNSON	5	171	Cameron BROWN	6	55	Harrison DESSOY
ROW 1	1	44	Elliott DUFTON	2	46	Ash BARNES	3	3	Lewis JONES
			Pole						

Cadwell Park
Circuit Length = 2.1800 miles

These results are provisional until the conclusion of any judicial and technical matters.

Clerk Of Course :	Steward :	Timekeeper :
-------------------	-----------	--------------

Results can be found at www.tsl-timing.com

Printed - 10:13 Sunday, 04 August 2019



BMCRC - MRO Championships 2019 - Rnd 7 @ Cadwell Park

ACU Team Green Junior Cup & Senior 300

RACE 12 - CLASSIFICATION



POS	NO	CL	PIC NAME	ENTRY	LAPS	TIME	GAP	DIFF	MPH	BEST	ON
1	46	J	1 Ash BARNES	NINJA 300 - BARNEYRACING	9	15:49.362			74.40	1:43.636	9
2	44	J	2 Elliott DUFTON	NINJA 300 - Dad and Held and Torfx	9	15:49.850	0.488	0.488	74.36	1:43.965	9
3	42	J	3 Christopher JOHNSON	NINJA 400 -	9	15:55.614	6.252	5.764	73.91	1:44.745	5
4	3	J	4 Lewis JONES	NINJA 300 - 151 s	9	16:13.835	24.473	18.221	72.53	1:45.811	2
5	6	S	1 Martin COOPER	NINJA 300 -	9	16:20.082	30.720	6.247	72.06	1:47.084	7
6	14	S	2 Tony DAVIES	NINJA 300 - 3D Racing	9	16:20.739	31.377	0.657	72.01	1:46.785	7
7	171	J	5 Cameron BROWN	NINJA 300 -	9	16:21.371	32.009	0.632	71.97	1:47.365	7
8	99	J	6 Evann PENDRILL	NINJA 300 - AVClassics	9	16:27.057	37.695	5.686	71.55	1:47.680	7
9	43	S	3 Colin HALL	NINJA 300 - simply saab	9	16:51.207	1:01.845	24.150	69.84	1:50.039	7
10	0	S	4 Daniel SUTHERLAND	NINJA 400 -	9	16:51.693	1:02.331	0.486	69.81	1:49.909	9
11	65	S	5 Konrad BREESE	NINJA 300 - STIHL Racing	9	16:53.015	1:03.653	1.322	69.72	1:50.503	8
12	19	J	7 Kathryn WALKER	NINJA 300 - Shorrock Motorcycles & AutoSmart Pre:	9	16:53.908	1:04.546	0.893	69.66	1:50.368	9
13	88	S	6 David COURT	NINJA 300 -	9	17:23.713	1:34.351	29.805	67.67	1:53.274	2
14	48	S	7 Kevin SABBARTON	NINJA 300 - Karen Castle Opticians	9	17:35.287	1:45.925	11.574	66.93	1:54.999	9
15	170	J	8 Charlotte MARCUZZO	NINJA 300 -	9	17:44.144	1:54.782	8.857	66.37	1:56.879	9
16	15	J	9 Ruari BURNETT	NINJA 300 -	8	17:11.321	1 Lap	1 Lap	60.87	2:03.700	4

NOT CLASSIFIED

DNF	68	J	Lucca ALLEN	NINJA 300 - Mark Allen Autosmart	7	13:50.568	2 Laps	1 Lap	66.14	1:48.812	2
DNF	122	S	Paul WILSON	NINJA 300 -	5	9:55.939	4 Laps	2 Laps	65.84	1:56.893	3
DNF	55	J	Harrison DESSOY	NINJA 300 - Eastern Garage Racing	4	7:12.457	5 Laps	1 Lap	72.59	1:46.015	2

FASTEST LAP

46	J	Ash BARNES	NINJA 300 - BARNEYRACING	9	1:43.636	75.72 mph	121.87 kph
14	S	Tony DAVIES	NINJA 300 - 3D Racing	7	1:46.785	73.49 mph	118.27 kph

Class J - 92.5% of Race Speed = 68.82 mph

Class S - 92.5% of Race Speed = 66.65 mph

Cadwell Park
Circuit Length = 2.1800 miles
Start: 14:12 Flag 14:27 End: 14:30

Weather / Track : Bright / Dry

These results are provisional until the conclusion of any judicial and technical matters.

Clerk Of Course :	Steward :	Timekeeper :
-------------------	-----------	--------------

Results can be found at www.tsl-timing.com

Printed - 14:31 Sunday, 04 August 2019



BMCRC - MRO Championships 2019 - Rnd 7 @ Cadwell Park

ACU Team Green Junior Cup & Senior 300

RACE 12 - LAP CHART

LAP 1 @ 14:13:59.306

NO	BEHIND	LAP TIME
44		1:51.933
46	0.329	1:52.262
42	0.889	1:52.822
3	2.035	1:53.968
55	2.184	1:54.117
6	3.524	1:55.457
171	4.112	1:56.045
14	4.724	1:56.657
99	5.222	1:57.155
68	5.582	1:57.515
0	8.136	2:00.069
65	9.342	2:01.275
43	9.829	2:01.762
19	10.022	2:01.955
88	11.822	2:03.755
170	12.647	2:04.580
48	14.459	2:06.392
122	15.028	2:06.961
15	22.854	2:14.787

122	37.655	1:56.893
15	59.298	2:03.782

170	1:15.416	1:57.301
-----	----------	----------

LAP 4 @ 14:19:15.048

NO	BEHIND	LAP TIME
44		1:44.445
46	1.258	1:44.751
42	1.743	1:45.636
3	4.688	1:46.359
55	4.782	1:46.177
6	12.588	1:47.925
171	13.114	1:49.220
14	13.422	1:48.148
99	13.715	1:48.171
68	26.974	1:58.106
0	27.955	1:50.932
65	28.614	1:52.109
43	29.079	1:51.060
19	29.350	1:51.679
88	39.929	1:55.578
48	48.301	1:56.363
170	49.456	1:57.789
122	50.671	1:57.461
15	1:18.553	2:03.700

LAP 7 @ 14:24:28.645

NO	BEHIND	LAP TIME
46		1:44.528
44	0.280	1:44.488
42	3.523	1:45.490
3	14.836	1:48.480
15	1 Lap	2:06.359
171	22.400	1:47.365
6	22.883	1:47.084
14	23.419	1:46.785
99	24.090	1:47.680
43	48.266	1:50.039
0	49.324	1:51.564
65	49.947	1:50.722
19	51.074	1:50.870
88	1:12.103	1:54.674
48	1:22.922	1:56.845
170	1:28.877	1:57.989
68	1:29.296	2:07.181

LAP 2 @ 14:15:45.235

NO	BEHIND	LAP TIME
42		1:45.040
44	0.229	1:46.158
46	0.719	1:46.319
3	1.917	1:45.811
55	2.270	1:46.015
6	5.913	1:48.318
171	6.256	1:48.073
14	6.685	1:47.890
99	7.344	1:48.051
68	8.465	1:48.812
0	14.620	1:52.413
65	15.191	1:51.778
19	15.705	1:51.612
43	17.018	1:53.118
88	19.167	1:53.274
170	23.684	1:56.966
48	25.212	1:56.682
122	26.130	1:57.031
15	40.884	2:03.959

LAP 5 @ 14:20:59.685

NO	BEHIND	LAP TIME
44		1:44.637
46	0.599	1:43.978
42	1.851	1:44.745
3	6.991	1:46.940
6	16.460	1:48.509
171	16.591	1:48.114
14	17.116	1:48.331
99	17.478	1:48.400
65	34.931	1:50.954
43	35.086	1:50.644
0	35.385	1:52.067
19	36.868	1:52.155
68	45.001	2:02.664
88	50.794	1:55.502
48	59.551	1:55.887
170	1:02.547	1:57.728
122	1:03.627	1:57.593
15	1:40.172	2:06.256

LAP 8 @ 14:26:13.099

NO	BEHIND	LAP TIME
46		1:44.454
44	0.159	1:44.333
42	4.657	1:45.588
3	19.060	1:48.678
6	26.956	1:48.527
171	27.486	1:49.540
14	27.820	1:48.855
99	32.415	1:52.779
43	55.058	1:51.246
65	55.996	1:50.503
0	56.058	1:51.188
19	57.814	1:51.194
15	1 Lap	2:25.229
88	1:22.945	1:55.296
48	1:34.562	1:56.094
170	1:41.539	1:57.116

LAP 3 @ 14:17:30.603

NO	BEHIND	LAP TIME
44		1:45.139
42	0.552	1:45.920
46	0.952	1:45.601
3	2.774	1:46.225
55	3.050	1:46.148
171	8.339	1:47.451
6	9.108	1:48.563
14	9.719	1:48.402
99	9.989	1:48.013
68	13.313	1:50.216
65	20.950	1:51.127
0	21.468	1:52.216
19	22.116	1:51.779
43	22.464	1:50.814
88	28.796	1:54.997
170	36.112	1:57.796
48	36.383	1:56.539

LAP 6 @ 14:22:44.117

NO	BEHIND	LAP TIME
46		1:43.833
44	0.320	1:44.752
42	2.561	1:45.142
3	10.884	1:48.325
171	19.563	1:47.404
6	20.327	1:48.299
99	20.938	1:47.892
14	21.162	1:48.478
0	42.288	1:51.335
43	42.755	1:52.101
65	43.753	1:53.254
19	44.732	1:52.296
88	1:01.957	1:55.595
68	1:06.643	2:06.074
48	1:10.605	1:55.486

LAP 9 @ 14:27:56.735

NO	BEHIND	LAP TIME
46		1:43.636
44	0.488	1:43.965
42	6.252	1:45.231
3	24.473	1:49.049
6	30.720	1:47.400
14	31.377	1:47.193
171	32.009	1:48.159
99	37.695	1:48.916
43	1:01.845	1:50.423
0	1:02.331	1:49.909
65	1:03.653	1:51.293
19	1:04.546	1:50.368
15	1 Lap	2:07.249
88	1:34.351	1:55.042
48	1:45.925	1:54.999
170	1:54.782	1:56.879

Weather / Track : Bright / Dry

Results can be found at www.tsl-timing.com

Cadwell Park

Circuit Length = 2.1800 miles

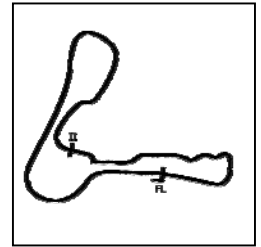
Start: 14:12 Flag 14:27 End: 14:30

Printed - 14:32 Sunday, 04 August 2019

BMCRC - MRO Championships 2019 - Rnd 7 @ Cadwell Park

ACU Team Green Junior Cup & Senior 300

RACE 12 - SECTOR ANALYSIS



SECTOR 1 = FL to I1, SECTOR 2 = I1 to FL, DIFF = Difference To Personal Best Lap, P = Crossed Finish Line in Pit Lane, D = Time Disallowed

P1 46 J Ash BARNES		NINJA 300 - BARNEYRACING				
IDEAL LAP TIME : 1:43.552		BEST LAP TIME : 1:43.636		DIFFERENCE : 0.084		
LAP	SECTOR 1	SECTOR 2	LAP TIME	MPH	DIFF	TIME OF DAY
1 -		43.785	1:52.262	69.90	8.626	14:13:59.635
2 -	1:02.246	44.073	1:46.319	73.81	2.683	14:15:45.954
3 -	1:00.805	44.796	1:45.601	74.31	1.965	14:17:31.555
4 -	1:00.987	43.764	1:44.751	74.92	1.115	14:19:16.306
5 -	1:00.924	43.054	1:43.978 (3)	75.47	0.342	14:21:00.284
6 -	1:00.565	43.268	1:43.833 (2)	75.58	0.197	14:22:44.117
7 -	1:01.100	43.428	1:44.528	75.08	0.892	14:24:28.645
8 -	1:01.202	43.252	1:44.454	75.13	0.818	14:26:13.099
9 -	1:00.649	42.987	1:43.636 (1)	75.72		14:27:56.735

P2 44 J Elliott DUFTON		NINJA 300 - Dad and Held and Torfx				
IDEAL LAP TIME : 1:43.965		BEST LAP TIME : 1:43.965		DIFFERENCE : 0.000		
LAP	SECTOR 1	SECTOR 2	LAP TIME	MPH	DIFF	TIME OF DAY
1 -		43.774	1:51.933	70.11	7.968	14:13:59.306
2 -	1:02.410	43.748	1:46.158	73.92	2.193	14:15:45.464
3 -	1:01.521	43.618	1:45.139	74.64	1.174	14:17:30.603
4 -	1:01.218	43.227	1:44.445 (3)	75.14	0.480	14:19:15.048
5 -	1:01.173	43.464	1:44.637	75.00	0.672	14:20:59.685
6 -	1:01.519	43.233	1:44.752	74.92	0.787	14:22:44.437
7 -	1:01.060	43.428	1:44.488	75.10	0.523	14:24:28.925
8 -	1:01.254	43.079	1:44.333 (2)	75.22	0.368	14:26:13.258
9 -	1:01.012	42.953	1:43.965 (1)	75.48		14:27:57.223

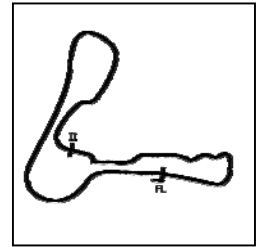
P3 42 J Christopher JOHNSON		NINJA 400 -				
IDEAL LAP TIME : 1:44.674		BEST LAP TIME : 1:44.745		DIFFERENCE : 0.071		
LAP	SECTOR 1	SECTOR 2	LAP TIME	MPH	DIFF	TIME OF DAY
1 -		43.828	1:52.822	69.56	8.077	14:14:00.195
2 -	1:01.320	43.720	1:45.040 (2)	74.71	0.295	14:15:45.235
3 -	1:02.315	43.605	1:45.920	74.09	1.175	14:17:31.155
4 -	1:01.295	44.341	1:45.636	74.29	0.891	14:19:16.791
5 -	1:01.069	43.676	1:44.745 (1)	74.92		14:21:01.536
6 -	1:01.385	43.757	1:45.142 (3)	74.64	0.397	14:22:46.678
7 -	1:01.711	43.779	1:45.490	74.39	0.745	14:24:32.168
8 -	1:01.587	44.001	1:45.588	74.32	0.843	14:26:17.756
9 -	1:01.593	43.638	1:45.231	74.57	0.486	14:28:02.987

P4 3 J Lewis JONES		NINJA 300 - 151 s				
IDEAL LAP TIME : 1:45.648		BEST LAP TIME : 1:45.811		DIFFERENCE : 0.163		
LAP	SECTOR 1	SECTOR 2	LAP TIME	MPH	DIFF	TIME OF DAY
1 -		44.737	1:53.968	68.86	8.157	14:14:01.341
2 -	1:01.048	44.763	1:45.811 (1)	74.17		14:15:47.152
3 -	1:01.532	44.693	1:46.225 (2)	73.88	0.414	14:17:33.377
4 -	1:01.759	44.600	1:46.359 (3)	73.78	0.548	14:19:19.736
5 -	1:01.681	45.259	1:46.940	73.38	1.129	14:21:06.676
6 -	1:02.780	45.545	1:48.325	72.44	2.514	14:22:55.001
7 -	1:02.601	45.879	1:48.480	72.34	2.669	14:24:43.481
8 -	1:03.105	45.573	1:48.678	72.21	2.867	14:26:32.159
9 -	1:02.819	46.230	1:49.049	71.96	3.238	14:28:21.208

BMCRC - MRO Championships 2019 - Rnd 7 @ Cadwell Park

ACU Team Green Junior Cup & Senior 300

RACE 12 - SECTOR ANALYSIS



SECTOR 1 = FL to I1, SECTOR 2 = I1 to FL, DIFF = Difference To Personal Best Lap, P = Crossed Finish Line in Pit Lane, D = Time Disallowed

P5		6 S		Martin COOPER		NINJA 300 -	
IDEAL LAP TIME : 1:47.084		BEST LAP TIME : 1:47.084		DIFFERENCE : 0.000			
LAP	SECTOR 1	SECTOR 2	LAP TIME	MPH	DIFF	TIME OF DAY	
1 -		44.642	1:55.457	67.97	8.373	14:14:02.830	
2 -	1:03.334	44.984	1:48.318	72.45	1.234	14:15:51.148	
3 -	1:03.647	44.916	1:48.563	72.29	1.479	14:17:39.711	
4 -	1:03.110	44.815	1:47.925 (3)	72.71	0.841	14:19:27.636	
5 -	1:03.363	45.146	1:48.509	72.32	1.425	14:21:16.145	
6 -	1:03.691	44.608	1:48.299	72.46	1.215	14:23:04.444	
7 -	1:02.529	44.555	1:47.084 (1)	73.28		14:24:51.528	
8 -	1:03.851	44.676	1:48.527	72.31	1.443	14:26:40.055	
9 -	1:02.716	44.684	1:47.400 (2)	73.07	0.316	14:28:27.455	

P6		14 S		Tony DAVIES		NINJA 300 - 3D Racing	
IDEAL LAP TIME : 1:46.717		BEST LAP TIME : 1:46.785		DIFFERENCE : 0.068			
LAP	SECTOR 1	SECTOR 2	LAP TIME	MPH	DIFF	TIME OF DAY	
1 -		45.385	1:56.657	67.27	9.872	14:14:04.030	
2 -	1:03.106	44.784	1:47.890 (3)	72.74	1.105	14:15:51.920	
3 -	1:03.067	45.335	1:48.402	72.39	1.617	14:17:40.322	
4 -	1:03.005	45.143	1:48.148	72.56	1.363	14:19:28.470	
5 -	1:03.023	45.308	1:48.331	72.44	1.546	14:21:16.801	
6 -	1:03.482	44.996	1:48.478	72.34	1.693	14:23:05.279	
7 -	1:02.139	44.646	1:46.785 (1)	73.49		14:24:52.064	
8 -	1:03.935	44.920	1:48.855	72.09	2.070	14:26:40.919	
9 -	1:02.615	44.578	1:47.193 (2)	73.21	0.408	14:28:28.112	

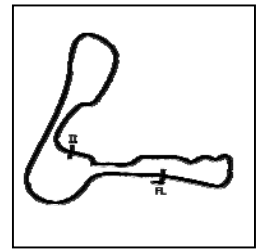
P7		171 J		Cameron BROWN		NINJA 300 -	
IDEAL LAP TIME : 1:47.141		BEST LAP TIME : 1:47.365		DIFFERENCE : 0.224			
LAP	SECTOR 1	SECTOR 2	LAP TIME	MPH	DIFF	TIME OF DAY	
1 -		45.019	1:56.045	67.62	8.680	14:14:03.418	
2 -	1:02.964	45.109	1:48.073	72.61	0.708	14:15:51.491	
3 -	1:03.061	44.390	1:47.451 (3)	73.03	0.086	14:17:38.942	
4 -	1:04.078	45.142	1:49.220	71.85	1.855	14:19:28.162	
5 -	1:03.081	45.033	1:48.114	72.59	0.749	14:21:16.276	
6 -	1:02.937	44.467	1:47.404 (2)	73.07	0.039	14:23:03.680	
7 -	1:02.751	44.614	1:47.365 (1)	73.09		14:24:51.045	
8 -	1:04.622	44.918	1:49.540	71.64	2.175	14:26:40.585	
9 -	1:03.346	44.813	1:48.159	72.56	0.794	14:28:28.744	

P8		99 J		Evann PENDRILL		NINJA 300 - AVClassics	
IDEAL LAP TIME : 1:47.677		BEST LAP TIME : 1:47.680		DIFFERENCE : 0.003			
LAP	SECTOR 1	SECTOR 2	LAP TIME	MPH	DIFF	TIME OF DAY	
1 -		45.527	1:57.155	66.98	9.475	14:14:04.528	
2 -	1:02.969	45.082	1:48.051	72.63	0.371	14:15:52.579	
3 -	1:02.693	45.320	1:48.013 (3)	72.65	0.333	14:17:40.592	
4 -	1:03.013	45.158	1:48.171	72.55	0.491	14:19:28.763	
5 -	1:02.973	45.427	1:48.400	72.39	0.720	14:21:17.163	
6 -	1:02.885	45.007	1:47.892 (2)	72.74	0.212	14:23:05.055	
7 -	1:02.696	44.984	1:47.680 (1)	72.88		14:24:52.735	
8 -	1:07.185	45.594	1:52.779	69.58	5.099	14:26:45.514	
9 -	1:03.576	45.340	1:48.916	72.05	1.236	14:28:34.430	

BMCRC - MRO Championships 2019 - Rnd 7 @ Cadwell Park

ACU Team Green Junior Cup & Senior 300

RACE 12 - SECTOR ANALYSIS



SECTOR 1 = FL to I1, SECTOR 2 = I1 to FL, DIFF = Difference To Personal Best Lap, P = Crossed Finish Line in Pit Lane, D = Time Disallowed

P9 43 S Colin HALL		NINJA 300 - simply saab				
IDEAL LAP TIME : 1:49.834		BEST LAP TIME : 1:50.039		DIFFERENCE : 0.205		
LAP	SECTOR 1	SECTOR 2	LAP TIME	MPH	DIFF	TIME OF DAY
1 -		48.203	2:01.762	64.45	11.723	14:14:09.135
2 -	1:05.941	47.177	1:53.118	69.37	3.079	14:16:02.253
3 -	1:04.345	46.469	1:50.814	70.82	0.775	14:17:53.067
4 -	1:03.998	47.062	1:51.060	70.66	1.021	14:19:44.127
5 -	1:04.258	46.386	1:50.644 (3)	70.93	0.605	14:21:34.771
6 -	1:04.383	47.718	1:52.101	70.00	2.062	14:23:26.872
7 -	1:04.203	45.836	1:50.039 (1)	71.32		14:25:16.911
8 -	1:04.089	47.157	1:51.246	70.54	1.207	14:27:08.157
9 -	1:04.431	45.992	1:50.423 (2)	71.07	0.384	14:28:58.580

P10 0 S Daniel SUTHERLAND		NINJA 400 -				
IDEAL LAP TIME : 1:49.909		BEST LAP TIME : 1:49.909		DIFFERENCE : 0.000		
LAP	SECTOR 1	SECTOR 2	LAP TIME	MPH	DIFF	TIME OF DAY
1 -		46.817	2:00.069	65.36	10.160	14:14:07.442
2 -	1:05.301	47.112	1:52.413	69.81	2.504	14:15:59.855
3 -	1:05.714	46.502	1:52.216	69.93	2.307	14:17:52.071
4 -	1:04.187	46.745	1:50.932 (2)	70.74	1.023	14:19:43.003
5 -	1:05.433	46.634	1:52.067	70.03	2.158	14:21:35.070
6 -	1:04.436	46.899	1:51.335	70.49	1.426	14:23:26.405
7 -	1:05.363	46.201	1:51.564	70.34	1.655	14:25:17.969
8 -	1:04.540	46.648	1:51.188 (3)	70.58	1.279	14:27:09.157
9 -	1:04.000	45.909	1:49.909 (1)	71.40		14:28:59.066

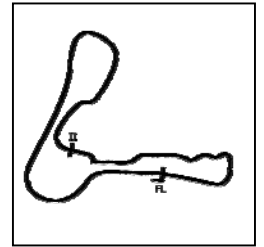
P11 65 S Konrad BREESE		NINJA 300 - STIHL Racing				
IDEAL LAP TIME : 1:50.144		BEST LAP TIME : 1:50.503		DIFFERENCE : 0.359		
LAP	SECTOR 1	SECTOR 2	LAP TIME	MPH	DIFF	TIME OF DAY
1 -		46.956	2:01.275	64.71	10.772	14:14:08.648
2 -	1:04.787	46.991	1:51.778	70.21	1.275	14:16:00.426
3 -	1:04.620	46.507	1:51.127	70.62	0.624	14:17:51.553
4 -	1:04.961	47.148	1:52.109	70.00	1.606	14:19:43.662
5 -	1:04.476	46.478	1:50.954 (3)	70.73	0.451	14:21:34.616
6 -	1:05.080	48.174	1:53.254	69.29	2.751	14:23:27.870
7 -	1:04.135	46.587	1:50.722 (2)	70.88	0.219	14:25:18.592
8 -	1:03.666	46.837	1:50.503 (1)	71.02		14:27:09.095
9 -	1:04.308	46.985	1:51.293	70.51	0.790	14:29:00.388

P12 19 J Kathryn WALKER		NINJA 300 - Shorrock Motorcycles & AutoSmart Preston				
IDEAL LAP TIME : 1:50.368		BEST LAP TIME : 1:50.368		DIFFERENCE : 0.000		
LAP	SECTOR 1	SECTOR 2	LAP TIME	MPH	DIFF	TIME OF DAY
1 -		47.189	2:01.955	64.35	11.587	14:14:09.328
2 -	1:05.331	46.281	1:51.612	70.31	1.244	14:16:00.940
3 -	1:05.405	46.374	1:51.779	70.21	1.411	14:17:52.719
4 -	1:05.210	46.469	1:51.679	70.27	1.311	14:19:44.398
5 -	1:05.419	46.736	1:52.155	69.97	1.787	14:21:36.553
6 -	1:05.738	46.558	1:52.296	69.88	1.928	14:23:28.849
7 -	1:05.057	45.813	1:50.870 (2)	70.78	0.502	14:25:19.719
8 -	1:04.880	46.314	1:51.194 (3)	70.57	0.826	14:27:10.913
9 -	1:04.673	45.695	1:50.368 (1)	71.10		14:29:01.281

BMCRC - MRO Championships 2019 - Rnd 7 @ Cadwell Park

ACU Team Green Junior Cup & Senior 300

RACE 12 - SECTOR ANALYSIS



SECTOR 1 = FL to I1, SECTOR 2 = I1 to FL, DIFF = Difference To Personal Best Lap, P = Crossed Finish Line in Pit Lane, D = Time Disallowed

P13 88 S		David COURT		NINJA 300 -		
IDEAL LAP TIME : 1:53.274		BEST LAP TIME : 1:53.274		DIFFERENCE : 0.000		
LAP	SECTOR 1	SECTOR 2	LAP TIME	MPH	DIFF	TIME OF DAY
1 -		47.916	2:03.755	63.41	10.481	14:14:11.128
2 -	1:05.481	47.793	1:53.274 (1)	69.28		14:16:04.402
3 -	1:06.351	48.646	1:54.997 (3)	68.24	1.723	14:17:59.399
4 -	1:06.908	48.670	1:55.578	67.90	2.304	14:19:54.977
5 -	1:06.850	48.652	1:55.502	67.94	2.228	14:21:50.479
6 -	1:07.549	48.046	1:55.595	67.89	2.321	14:23:46.074
7 -	1:06.413	48.261	1:54.674 (2)	68.43	1.400	14:25:40.748
8 -	1:06.991	48.305	1:55.296	68.06	2.022	14:27:36.044
9 -	1:06.229	48.813	1:55.042	68.21	1.768	14:29:31.086

P14 48 S		Kevin SABBARTON		NINJA 300 - Karen Castle Opticians		
IDEAL LAP TIME : 1:54.999		BEST LAP TIME : 1:54.999		DIFFERENCE : 0.000		
LAP	SECTOR 1	SECTOR 2	LAP TIME	MPH	DIFF	TIME OF DAY
1 -		49.967	2:06.392	62.09	11.393	14:14:13.765
2 -	1:07.427	49.255	1:56.682	67.26	1.683	14:16:10.447
3 -	1:07.441	49.098	1:56.539	67.34	1.540	14:18:06.986
4 -	1:07.778	48.585	1:56.363	67.44	1.364	14:20:03.349
5 -	1:07.177	48.710	1:55.887 (3)	67.72	0.888	14:21:59.236
6 -	1:06.948	48.538	1:55.486 (2)	67.95	0.487	14:23:54.722
7 -	1:08.047	48.798	1:56.845	67.16	1.846	14:25:51.567
8 -	1:07.454	48.640	1:56.094	67.60	1.095	14:27:47.661
9 -	1:06.669	48.330	1:54.999 (1)	68.24		14:29:42.660

P15 170 J		Charlotte MARCUZZO		NINJA 300 -		
IDEAL LAP TIME : 1:56.723		BEST LAP TIME : 1:56.879		DIFFERENCE : 0.156		
LAP	SECTOR 1	SECTOR 2	LAP TIME	MPH	DIFF	TIME OF DAY
1 -		48.684	2:04.580	62.99	7.701	14:14:11.953
2 -	1:08.309	48.657	1:56.966 (2)	67.09	0.087	14:16:08.919
3 -	1:08.717	49.079	1:57.796	66.62	0.917	14:18:06.715
4 -	1:09.159	48.630	1:57.789	66.62	0.910	14:20:04.504
5 -	1:08.705	49.023	1:57.728	66.66	0.849	14:22:02.232
6 -	1:08.565	48.736	1:57.301	66.90	0.422	14:23:59.533
7 -	1:09.157	48.832	1:57.989	66.51	1.110	14:25:57.522
8 -	1:08.402	48.714	1:57.116 (3)	67.01	0.237	14:27:54.638
9 -	1:08.093	48.786	1:56.879 (1)	67.14		14:29:51.517

P16 15 J		Ruari BURNETT		NINJA 300 -		
IDEAL LAP TIME : 2:02.850		BEST LAP TIME : 2:03.700		DIFFERENCE : 0.850		
LAP	SECTOR 1	SECTOR 2	LAP TIME	MPH	DIFF	TIME OF DAY
1 -		52.025	2:14.787	58.22	11.087	14:14:22.160
2 -	1:12.928	51.031	2:03.959 (3)	63.31	0.259	14:16:26.119
3 -	1:12.631	51.151	2:03.782 (2)	63.40	0.082	14:18:29.901
4 -	1:11.819	51.881	2:03.700 (1)	63.44		14:20:33.601
5 -	1:13.030	53.226	2:06.256	62.15	2.556	14:22:39.857
6 -	1:13.019	53.340	2:06.359	62.10	2.659	14:24:46.216
7 -	1:30.603	54.626	2:25.229	54.03	21.529	14:27:11.445
8 -	1:13.732	53.517	2:07.249	61.67	3.549	14:29:18.694

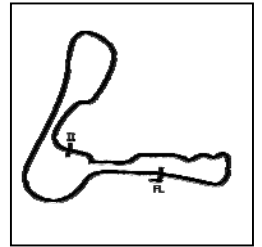
Weather / Track : Bright / Dry

Cadwell Park
 Circuit Length = 2.1800 miles
 Start: 14:12 Flag 14:27 End: 14:30

BMCRC - MRO Championships 2019 - Rnd 7 @ Cadwell Park

ACU Team Green Junior Cup & Senior 300

RACE 12 - SECTOR ANALYSIS



SECTOR 1 = FL to I1, SECTOR 2 = I1 to FL, DIFF = Difference To Personal Best Lap, P = Crossed Finish Line in Pit Lane, D = Time Disallowed

P17 68 J		Lucca ALLEN		NINJA 300 - Mark Allen Autosmart		
IDEAL LAP TIME : 1:48.812		BEST LAP TIME : 1:48.812		DIFFERENCE : 0.000		
LAP	SECTOR 1	SECTOR 2	LAP TIME	MPH	DIFF	TIME OF DAY
1 -		45.384	1:57.515	66.78	8.703	14:14:04.888
2 -	1:03.462	45.350	1:48.812 (1)	72.12		14:15:53.700
3 -	1:04.603	45.613	1:50.216 (2)	71.20	1.404	14:17:43.916
4 -	1:06.464	51.642	1:58.106 (3)	66.44	9.294	14:19:42.022
5 -	1:10.219	52.445	2:02.664	63.98	13.852	14:21:44.686
6 -	1:13.342	52.732	2:06.074	62.24	17.262	14:23:50.760
7 -	1:13.053	54.128	2:07.181	61.70	18.369	14:25:57.941

P18 122 S		Paul WILSON		NINJA 300 -		
IDEAL LAP TIME : 1:56.500		BEST LAP TIME : 1:56.893		DIFFERENCE : 0.393		
LAP	SECTOR 1	SECTOR 2	LAP TIME	MPH	DIFF	TIME OF DAY
1 -		49.617	2:06.961	61.81	10.068	14:14:14.334
2 -	1:07.881	49.150	1:57.031 (2)	67.05	0.138	14:16:11.365
3 -	1:07.350	49.543	1:56.893 (1)	67.13		14:18:08.258
4 -	1:08.112	49.349	1:57.461 (3)	66.81	0.568	14:20:05.719
5 -	1:07.962	49.631	1:57.593	66.73	0.700	14:22:03.312

P19 55 J		Harrison DESSOY		NINJA 300 - Eastern Garage Racing		
IDEAL LAP TIME : 1:45.583		BEST LAP TIME : 1:46.015		DIFFERENCE : 0.432		
LAP	SECTOR 1	SECTOR 2	LAP TIME	MPH	DIFF	TIME OF DAY
1 -		44.561	1:54.117	68.77	8.102	14:14:01.490
2 -	1:01.420	44.595	1:46.015 (1)	74.02		14:15:47.505
3 -	1:01.985	44.163	1:46.148 (2)	73.93	0.133	14:17:33.653
4 -	1:01.794	44.383	1:46.177 (3)	73.91	0.162	14:19:19.830

BMCRC - MRO Championships 2019 - Rnd 7 @ Cadwell Park

ACU Team Green Junior Cup & Senior 300

RACE 12 - BEST SECTORS

SECTOR 1			SECTOR 2			IDEAL / BEST COMPARISON						
POS	NO	NAME	TIME	NO	NAME	TIME	POS	NO	NAME	IDEAL	BEST	DIFF
									PERFECT LAP	1:43.518		
1	46	BARNES	1:00.565	44	DUFTON	42.953	1	46	BARNES	1:43.552	1:43.636	0.084
2	44	DUFTON	1:01.012	46	BARNES	42.987	2	44	DUFTON	1:43.965	1:43.965	0.000
3	3	JONES	1:01.048	42	JOHNSON	43.605	3	42	JOHNSON	1:44.674	1:44.745	0.071
4	42	JOHNSON	1:01.069	55	DESSOY	44.163	4	55	DESSOY	1:45.583	1:46.015	0.432
5	55	DESSOY	1:01.420	171	BROWN	44.390	5	3	JONES	1:45.648	1:45.811	0.163
6	14	DAVIES	1:02.139	6	COOPER	44.555	6	14	DAVIES	1:46.717	1:46.785	0.068
7	6	COOPER	1:02.529	14	DAVIES	44.578	7	6	COOPER	1:47.084	1:47.084	0.000
8	99	PENDRILL	1:02.693	3	JONES	44.600	8	171	BROWN	1:47.141	1:47.365	0.224
9	171	BROWN	1:02.751	99	PENDRILL	44.984	9	99	PENDRILL	1:47.677	1:47.680	0.003
10	68	ALLEN	1:03.462	68	ALLEN	45.350	10	68	ALLEN	1:48.812	1:48.812	0.000
11	65	BREESE	1:03.666	19	WALKER	45.695	11	43	HALL	1:49.834	1:50.039	0.205
12	43	HALL	1:03.998	43	HALL	45.836	12	0	SUTHERLAND	1:49.909	1:49.909	0.000
13	0	SUTHERLAND	1:04.000	0	SUTHERLAND	45.909	13	65	BREESE	1:50.144	1:50.503	0.359
14	19	WALKER	1:04.673	65	BREESE	46.478	14	19	WALKER	1:50.368	1:50.368	0.000
15	88	COURT	1:05.481	88	COURT	47.793	15	88	COURT	1:53.274	1:53.274	0.000
16	48	SABBARTON	1:06.669	48	SABBARTON	48.330	16	48	SABBARTON	1:54.999	1:54.999	0.000
17	122	WILSON	1:07.350	170	MARCUZZO	48.630	17	122	WILSON	1:56.500	1:56.893	0.393
18	170	MARCUZZO	1:08.093	122	WILSON	49.150	18	170	MARCUZZO	1:56.723	1:56.879	0.156
19	15	BURNETT	1:11.819	15	BURNETT	51.031	19	15	BURNETT	2:02.850	2:03.700	0.850

Weather / Track : Bright / Dry

Results can be found at www.tsl-timing.com

Cadwell Park
Circuit Length = 2.1800 miles
Start: 14:12 Flag 14:27 End: 14:30

Printed - 14:32 Sunday, 04 August 2019

BMCRC-MRO Championships 2019



RACEBUYKZ.COM

**REACTIVE PARTS MRO POWERBIKES
inc RACEBUKZ.COM CLUBMAN 1000**

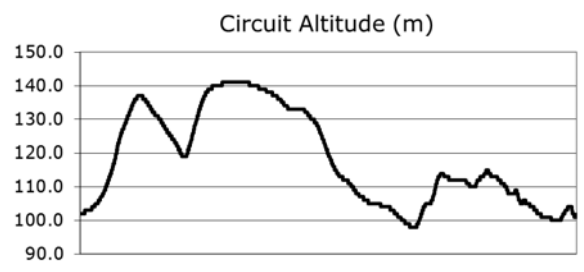
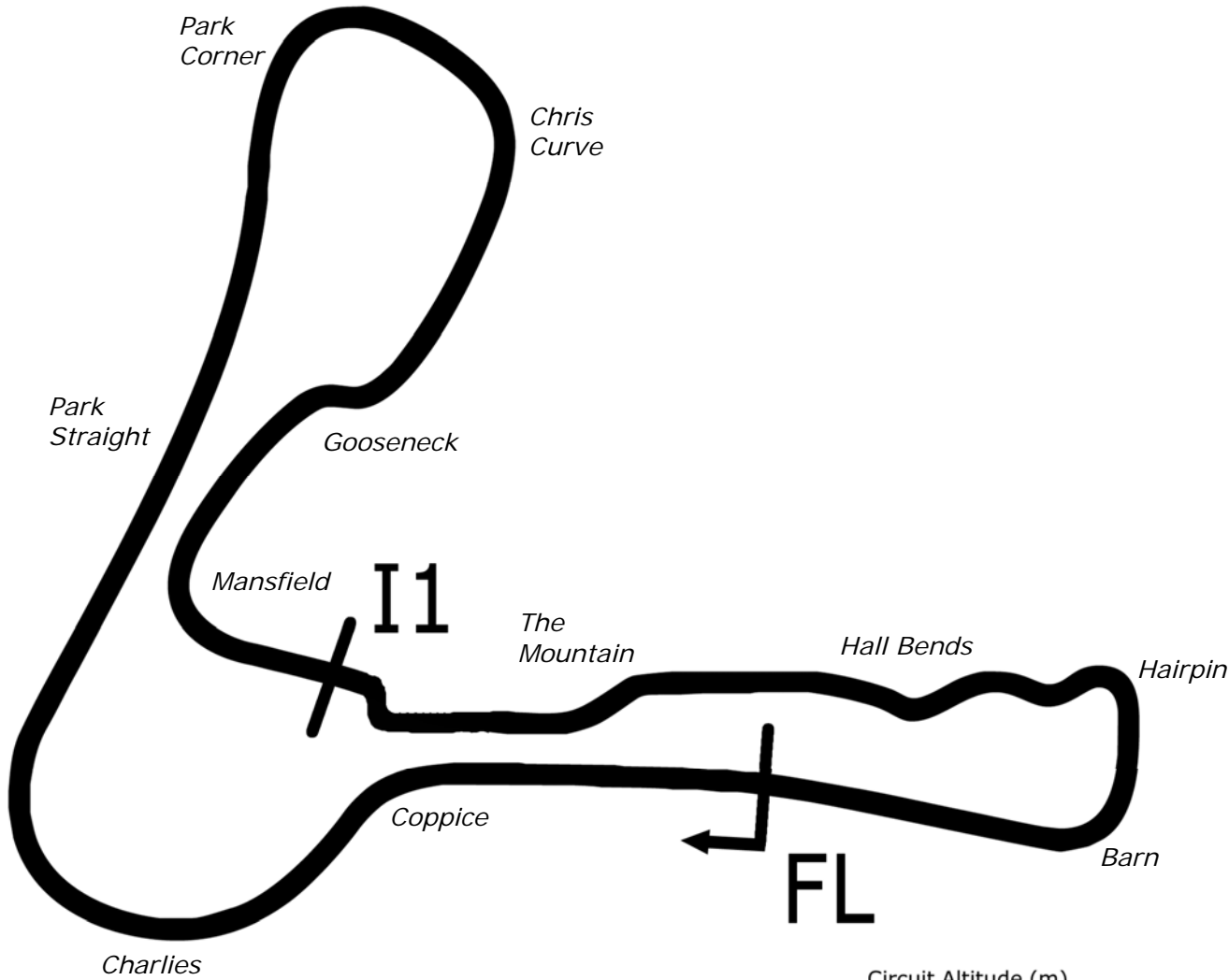
Cadwell Park Circuit

3rd / 4th August 2019



Results Provided by Timing Solutions Ltd
www.tsl-timing.com

Cadwell Park



Length	2.1800 miles	3508.4 m	
FL		53.31024 N	0.05940 W
I1	2330m	53.30708 N	0.06270 W
Pit Entry	3472m	53.31103 N	0.05889 W
Pit Exit	0m after FL	53.31030 N	0.05940 W
Pit Entry-Pit Exit 92m, 5.5s @60kph, 4.1s @80kph			

All results available at www.tsl-timing.com

BMCRC - MRO Championships 2019 - Rnd 7 @ Cadwell Park

Reactive Parts MRO Powerbikes inc Racebuykz.com MRO Clubman 1000



QUALIFYING - CLASSIFICATION

POS	NO	CL	PIC NAME	ENTRY	TIME	ON	LAPS	GAP	DIFF	MPH
1	60		1 Peter BAKER	Kawasaki - Dodfrey Engineering	1:32.759	3	5			84.60
2	62		2 Kevin SILVAIN	Yamaha - KSAUTOS / Croucher Needham	1:33.093	3	5	0.334	0.334	84.30
3	86*		3 David SHOUBRIDGE	Ducati - Old Garage Legends	1:33.316	2	5	0.557	0.223	84.10
4	92		4 Josh WOOD	Kawasaki - IAN BELT / Murlec	1:33.714	3	4	0.955	0.398	83.74
5	39	C	1 Max MORGAN	Kawasaki - MSS PERFORMANCE	1:33.898	4	5	1.139	0.184	83.58
6	72		5 Michael O'BRIEN	Yamaha -	1:33.955	3	4	1.196	0.057	83.53
7	16	C	2 Glenn WALSH	BMW - Walters Medical	1:34.092	4	4	1.333	0.137	83.40
8	136		6 Dean BROWN	Ducati - DBR Mechanical services	1:34.171	4	5	1.412	0.079	83.33
9	175	C	3 Mark KENDLE	Kawasaki - KINGSWOOD WINDOWS	1:34.737	4	5	1.978	0.566	82.84
10	29	C	4 Mark BRIDGER	Yamaha - Moremoto	1:35.001	4	5	2.242	0.264	82.61
11	17		7 Philip BAKER	BMW - Ashford accident repair center Godfrey plastering	1:35.472	5	5	2.713	0.471	82.20
12	40		8 Aiden PATMORE	Kawasaki - TBR Performance/NW Roofing	1:35.592	5	5	2.833	0.120	82.09
13	98		9 Rick DICKINSON	BMW - MotorcycleRaceParts.co.uk	1:35.694	3	4	2.935	0.102	82.01
14	272	C	5 Daniel JOHNSON	BMW -	1:36.441	3	5	3.682	0.747	81.37
15	117*	C	6 Aaron STANIFORTH	Honda - Dave Seidel racing	1:36.582	5	5	3.823	0.141	81.25
16	143		10 Steve PALMER	Yamaha - 4C8/Mk1 Transit racing	1:36.692	4	4	3.933	0.110	81.16
17	127*	C	7 George HINDLE	BMW - GDH Racing	1:37.258	4	5	4.499	0.566	80.69
18	35	C	8 Robert CRESSWELL	Kawasaki - ODDJOBROB Racing	1:37.522	4	5	4.763	0.264	80.47
19	76		11 Jason BYARD	Suzuki - May Construction	1:37.563	3	4	4.804	0.041	80.44
20	46	C	9 Simon GATES	Kawasaki - Team Kawafati	1:38.784	5	5	6.025	1.221	79.44
21	83	C	10 Jason SIGGS	Yamaha - J Siggs Construction	1:38.829	5	5	6.070	0.045	79.41
22	24		12 Alan SMITH	Kawasaki - Orwells Mcs	1:38.980	3	4	6.221	0.151	79.28
23	116		13 Matthew WREN	Suzuki - TBR performance	1:39.025	2	5	6.266	0.045	79.25
24	59		14 Dave HEWSON	BMW -	1:39.138	3	4	6.379	0.113	79.16
25	32		15 Martin MORRIS	Kawasaki - Morris Racing, Obsession Engineering	1:39.276	4	4	6.517	0.138	79.05
26	78	C	11 Jamie THOMAS	Suzuki - Team RubyRacing	1:40.777	4	4	8.018	1.501	77.87
27	128	C	12 Kevin CLARKE	Suzuki -	1:41.774	4	4	9.015	0.997	77.11
28	333	C	13 Andrew HOUGHTON	Yamaha - Yamaha UK	1:41.930	4	4	9.171	0.156	76.99
29	91		16 Michael CHERRETT	Kawasaki - Bournemouth kawasaki racing	1:43.456	3	4	10.697	1.526	75.85

No. 86, 117 & 127 - Lap time disallowed, cutting course

Cadwell Park
Circuit Length = 2.1800 miles
Start: 10:57 Flag 00:00 End: 11:12

Weather / Track : Bright / Dry
These results are provisional until the conclusion of any judicial and technical matters.

Clerk Of Course :	Steward :	Timekeeper :
-------------------	-----------	--------------

Results can be found at www.tsl-timing.com

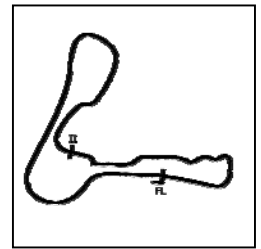
Printed - 11:16 Saturday, 03 August 2019



BMCRC - MRO Championships 2019 - Rnd 7 @ Cadwell Park

Reactive Parts MRO Powerbikes inc Racebuykz.com MRO Clubman 1000

QUALIFYING - SECTOR ANALYSIS



SECTOR 1 = FL to I1, SECTOR 2 = I1 to FL, DIFF = Difference To Personal Best Lap, P = Crossed Finish Line in Pit Lane, D = Time Disallowed

P1 60		Peter BAKER		Kawasaki - Dodfrey Engineering			
IDEAL LAP TIME : 1:32.759		BEST LAP TIME : 1:32.759		DIFFERENCE : 0.000			
LAP	SECTOR 1	SECTOR 2	LAP TIME	MPH	DIFF	TIME OF DAY	
1 -	56.839	40.255	1:37.094	80.82	4.335	10:59:41.407	
2 -	53.830	39.767	1:33.597	83.84	0.838	11:01:15.004	
3 -	53.510	39.249	1:32.759 (1)	84.60		11:02:47.763	
4 -	53.730	39.698	1:33.428 (3)	84.00	0.669	11:04:21.191	
5 -	53.569	39.462	1:33.031 (2)	84.35	0.272	11:05:54.222	

P2 62		Kevin SILVAIN		Yamaha - KSAUTOS / Croucher Needham			
IDEAL LAP TIME : 1:33.093		BEST LAP TIME : 1:33.093		DIFFERENCE : 0.000			
LAP	SECTOR 1	SECTOR 2	LAP TIME	MPH	DIFF	TIME OF DAY	
1 -	57.249	40.821	1:38.070	80.02	4.977	10:59:42.665	
2 -	54.290	39.447	1:33.737	83.72	0.644	11:01:16.402	
3 -	53.814	39.279	1:33.093 (1)	84.30		11:02:49.495	
4 -	53.896	39.428	1:33.324 (3)	84.09	0.231	11:04:22.819	
5 -	53.825	39.283	1:33.108 (2)	84.28	0.015	11:05:55.927	

P3 86		David SHOUBRIDGE		Ducati - Old Garage Legends			
IDEAL LAP TIME : 1:32.287		BEST LAP TIME : 1:33.316		DIFFERENCE : 1.029			
LAP	SECTOR 1	SECTOR 2	LAP TIME	MPH	DIFF	TIME OF DAY	
1 -	58.468	42.026	1:40.494	78.09	7.178	10:59:48.566	
2 -	53.914	39.402	1:33.316 (1)	84.10		11:01:21.882	
3 -	54.096	40.195	1:34.291 (2)	83.23	0.975	11:02:56.173	
4 -	53.793	41.032	1:34.825 (3)	82.76	1.509	11:04:30.998	
5 -	54.189	38.494	1:32.683 D	84.67		11:06:03.681	

P4 92		Josh WOOD		Kawasaki - IAN BELT / Murlec			
IDEAL LAP TIME : 1:33.714		BEST LAP TIME : 1:33.714		DIFFERENCE : 0.000			
LAP	SECTOR 1	SECTOR 2	LAP TIME	MPH	DIFF	TIME OF DAY	
1 -	58.009	41.290	1:39.299	79.03	5.585	10:59:50.108	
2 -	55.533	40.577	1:36.110 (3)	81.65	2.396	11:01:26.218	
3 -	53.982	39.732	1:33.714 (1)	83.74		11:02:59.932	
4 -	54.411	39.841	1:34.252 (2)	83.26	0.538	11:04:34.184	

P5 39 C		Max MORGAN		Kawasaki - MSS PERFORMANCE			
IDEAL LAP TIME : 1:33.737		BEST LAP TIME : 1:33.898		DIFFERENCE : 0.161			
LAP	SECTOR 1	SECTOR 2	LAP TIME	MPH	DIFF	TIME OF DAY	
1 -	57.582	41.514	1:39.096	79.19	5.198	10:59:42.964	
2 -	54.597	40.336	1:34.933	82.66	1.035	11:01:17.897	
3 -	53.899	40.350	1:34.249 (3)	83.26	0.351	11:02:52.146	
4 -	53.969	39.929	1:33.898 (1)	83.58		11:04:26.044	
5 -	53.808	40.116	1:33.924 (2)	83.55	0.026	11:05:59.968	

P6 72		Michael O'BRIEN		Yamaha -			
IDEAL LAP TIME : 1:33.765		BEST LAP TIME : 1:33.955		DIFFERENCE : 0.190			
LAP	SECTOR 1	SECTOR 2	LAP TIME	MPH	DIFF	TIME OF DAY	
1 -	1:04.192	43.448	1:47.640	72.91	13.685	11:00:39.959	
2 -	55.594	39.680	1:35.274 (3)	82.37	1.319	11:02:15.233	
3 -	54.928	39.027	1:33.955 (1)	83.53		11:03:49.188	
4 -	54.738	39.552	1:34.290 (2)	83.23	0.335	11:05:23.478	

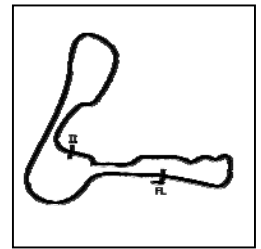
Weather / Track : Bright / Dry

Cadwell Park
Circuit Length = 2.1800 miles
Start: 10:57 Flag 00:00 End: 11:12

BMCRC - MRO Championships 2019 - Rnd 7 @ Cadwell Park

Reactive Parts MRO Powerbikes inc Racebuykz.com MRO Clubman 1000

QUALIFYING - SECTOR ANALYSIS



SECTOR 1 = FL to I1, SECTOR 2 = I1 to FL, DIFF = Difference To Personal Best Lap, P = Crossed Finish Line in Pit Lane, D = Time Disallowed

P7 16 C		Glenn WALSH		BMW - Walters Medical			
IDEAL LAP TIME : 1:34.092		BEST LAP TIME : 1:34.092		DIFFERENCE : 0.000			
LAP	SECTOR 1	SECTOR 2	LAP TIME	MPH	DIFF	TIME OF DAY	
1 -	1:00.180	42.122	1:42.302	76.71	8.210	10:59:49.722	
2 -	56.609	40.885	1:37.494 (3)	80.49	3.402	11:01:27.216	
3 -	54.438	39.870	1:34.308 (2)	83.21	0.216	11:03:01.524	
4 -	54.362	39.730	1:34.092 (1)	83.40		11:04:35.616	

P8 136		Dean BROWN		Ducati - DBR Mechanical services			
IDEAL LAP TIME : 1:34.075		BEST LAP TIME : 1:34.171		DIFFERENCE : 0.096			
LAP	SECTOR 1	SECTOR 2	LAP TIME	MPH	DIFF	TIME OF DAY	
1 -	59.755	41.876	1:41.631	77.22	7.460	10:59:49.922	
2 -	56.336	40.539	1:36.875	81.01	2.704	11:01:26.797	
3 -	54.390	39.884	1:34.274 (2)	83.24	0.103	11:03:01.071	
4 -	54.486	39.685	1:34.171 (1)	83.33		11:04:35.242	
5 -	54.428	40.196	1:34.624 (3)	82.93	0.453	11:06:09.866	

P9 175 C		Mark KENDLE		Kawasaki - KINGSWOOD WINDOWS			
IDEAL LAP TIME : 1:34.737		BEST LAP TIME : 1:34.737		DIFFERENCE : 0.000			
LAP	SECTOR 1	SECTOR 2	LAP TIME	MPH	DIFF	TIME OF DAY	
1 -	58.215	41.736	1:39.951	78.51	5.214	10:59:43.903	
2 -	54.609	41.300	1:35.909	81.82	1.172	11:01:19.812	
3 -	54.765	40.974	1:35.739 (3)	81.97	1.002	11:02:55.551	
4 -	54.158	40.579	1:34.737 (1)	82.84		11:04:30.288	
5 -	54.514	40.938	1:35.452 (2)	82.22	0.715	11:06:05.740	

P10 29 C		Mark BRIDGER		Yamaha - Moremoto			
IDEAL LAP TIME : 1:35.001		BEST LAP TIME : 1:35.001		DIFFERENCE : 0.000			
LAP	SECTOR 1	SECTOR 2	LAP TIME	MPH	DIFF	TIME OF DAY	
1 -	59.411	43.097	1:42.508	76.56	7.507	10:59:53.101	
2 -	55.713	42.114	1:37.827 (2)	80.22	2.826	11:01:30.928	
3 -	59.345	45.447	1:44.792	74.89	9.791	11:03:15.720	
4 -	54.390	40.611	1:35.001 (1)	82.61		11:04:50.721	
5 -	57.990	42.877	1:40.867 (3)	77.80	5.866	11:06:31.588	

P11 17		Philip BAKER		BMW - Ashford accident repair center Godfrey plastering servic			
IDEAL LAP TIME : 1:35.472		BEST LAP TIME : 1:35.472		DIFFERENCE : 0.000			
LAP	SECTOR 1	SECTOR 2	LAP TIME	MPH	DIFF	TIME OF DAY	
1 -	1:00.541	42.447	1:42.988	76.20	7.516	10:59:55.580	
2 -	56.235	41.934	1:38.169 (3)	79.94	2.697	11:01:33.749	
3 -	55.657	41.736	1:37.393 (2)	80.58	1.921	11:03:11.142	
4 -	57.492	41.925	1:39.417	78.94	3.945	11:04:50.559	
5 -	55.089	40.383	1:35.472 (1)	82.20		11:06:26.031	

P12 40		Aiden PATMORE		Kawasaki - TBR Performance/NW Roofing			
IDEAL LAP TIME : 1:35.592		BEST LAP TIME : 1:35.592		DIFFERENCE : 0.000			
LAP	SECTOR 1	SECTOR 2	LAP TIME	MPH	DIFF	TIME OF DAY	
1 -	1:00.200	42.837	1:43.037	76.16	7.445	10:59:55.447	
2 -	57.159	41.910	1:39.069	79.21	3.477	11:01:34.516	
3 -	56.037	41.165	1:37.202 (2)	80.73	1.610	11:03:11.718	
4 -	56.588	42.057	1:38.645 (3)	79.55	3.053	11:04:50.363	
5 -	54.941	40.651	1:35.592 (1)	82.09		11:06:25.955	

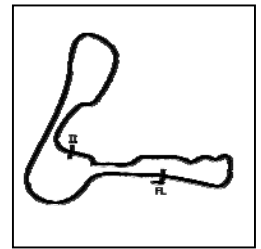
Weather / Track : Bright / Dry

Cadwell Park
Circuit Length = 2.1800 miles
Start: 10:57 Flag 00:00 End: 11:12

BMCRC - MRO Championships 2019 - Rnd 7 @ Cadwell Park

Reactive Parts MRO Powerbikes inc Racebuykz.com MRO Clubman 1000

QUALIFYING - SECTOR ANALYSIS



SECTOR 1 = FL to I1, SECTOR 2 = I1 to FL, DIFF = Difference To Personal Best Lap, P = Crossed Finish Line in Pit Lane, D = Time Disallowed

P13 98		Rick DICKINSON		BMW - MotorcycleRaceParts.co.uk		
IDEAL LAP TIME :		BEST LAP TIME : 1:35.694		DIFFERENCE :		
LAP	SECTOR 1	SECTOR 2	LAP TIME	MPH	DIFF	TIME OF DAY
1 -			1:49.630	71.58	13.936	11:00:43.359
2 -			1:37.765 (3)	80.27	2.071	11:02:21.124
3 -			1:35.694 (1)	82.01		11:03:56.818
4 -			1:35.750 (2)	81.96	0.056	11:05:32.568

P14 272 C		Daniel JOHNSON		BMW -		
IDEAL LAP TIME : 1:36.441		BEST LAP TIME : 1:36.441		DIFFERENCE : 0.000		
LAP	SECTOR 1	SECTOR 2	LAP TIME	MPH	DIFF	TIME OF DAY
1 -	1:01.609	42.941	1:44.550	75.06	8.109	11:00:03.263
2 -	56.432	41.053	1:37.485 (3)	80.50	1.044	11:01:40.748
3 -	55.690	40.751	1:36.441 (1)	81.37		11:03:17.189
4 -	55.826	41.267	1:37.093 (2)	80.83	0.652	11:04:54.282
5 -	56.752	41.548	1:38.300	79.83	1.859	11:06:32.582

P15 117 C		Aaron STANFORTH		Honda - Dave Seidel racing		
IDEAL LAP TIME : 1:34.282		BEST LAP TIME : 1:36.582		DIFFERENCE : 2.300		
LAP	SECTOR 1	SECTOR 2	LAP TIME	MPH	DIFF	TIME OF DAY
1 -	1:00.416	43.520	1:43.936	75.50	7.354	10:59:53.857
2 -	55.463	41.801	1:37.264 (2)	80.68	0.682	11:01:31.121
3 -	57.395	42.526	1:39.921 (3)	78.54	3.339	11:03:11.042
4 -	56.293	38.819	1:35.112 D	82.51		11:04:46.154
5 -	55.463	41.119	1:36.582 (1)	81.25		11:06:22.736

P16 143		Steve PALMER		Yamaha - 4C8/Mk1 Transit racing		
IDEAL LAP TIME : 1:36.448		BEST LAP TIME : 1:36.692		DIFFERENCE : 0.244		
LAP	SECTOR 1	SECTOR 2	LAP TIME	MPH	DIFF	TIME OF DAY
1 -	58.558	42.177	1:40.735 (3)	77.90	4.043	11:00:45.710
2 -	55.123	45.696	1:40.819	77.84	4.127	11:02:26.529
3 -	55.389	41.355	1:36.744 (2)	81.12	0.052	11:04:03.273
4 -	55.367	41.325	1:36.692 (1)	81.16		11:05:39.965

P17 127 C		George HINDLE		BMW - GDH Racing		
IDEAL LAP TIME : 1:36.124		BEST LAP TIME : 1:37.258		DIFFERENCE : 1.134		
LAP	SECTOR 1	SECTOR 2	LAP TIME	MPH	DIFF	TIME OF DAY
1 -	1:00.588	43.107	1:43.695	75.68	6.437	10:59:51.476
2 -	56.791	42.283	1:39.074 (3)	79.21	1.816	11:01:30.550
3 -	57.368	40.024	1:37.392 D	80.58	0.134	11:03:07.942
4 -	56.100	41.158	1:37.258 (1)	80.69		11:04:45.200
5 -	56.109	41.177	1:37.286 (2)	80.67	0.028	11:06:22.486

P18 35 C		Robert CRESSWELL		Kawasaki - ODDJOBROB Racing		
IDEAL LAP TIME : 1:37.409		BEST LAP TIME : 1:37.522		DIFFERENCE : 0.113		
LAP	SECTOR 1	SECTOR 2	LAP TIME	MPH	DIFF	TIME OF DAY
1 -	59.872	42.650	1:42.522	76.55	5.000	10:59:51.979
2 -	56.629	42.207	1:38.836 (3)	79.40	1.314	11:01:30.815
3 -	57.523	42.438	1:39.961	78.51	2.439	11:03:10.776
4 -	56.385	41.137	1:37.522 (1)	80.47		11:04:48.298
5 -	56.272	41.350	1:37.622 (2)	80.39	0.100	11:06:25.920

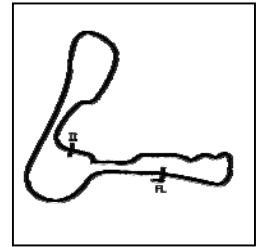
Weather / Track : Bright / Dry

Cadwell Park
Circuit Length = 2.1800 miles
Start: 10:57 Flag 00:00 End: 11:12

BMCRC - MRO Championships 2019 - Rnd 7 @ Cadwell Park

Reactive Parts MRO Powerbikes inc Racebuykz.com MRO Clubman 1000

QUALIFYING - SECTOR ANALYSIS



SECTOR 1 = FL to I1, SECTOR 2 = I1 to FL, DIFF = Difference To Personal Best Lap, P = Crossed Finish Line in Pit Lane, D = Time Disallowed

P19 76		Jason BYARD		Suzuki - May Construction		
IDEAL LAP TIME : 1:37.411		BEST LAP TIME : 1:37.563		DIFFERENCE : 0.152		
LAP	SECTOR 1	SECTOR 2	LAP TIME	MPH	DIFF	TIME OF DAY
1 -	58.948	42.064	1:41.012	77.69	3.449	11:00:06.985
2 -	56.102	41.564	1:37.666 (2)	80.35	0.103	11:01:44.651
3 -	56.254	41.309	1:37.563 (1)	80.44		11:03:22.214
4 -	56.350	41.760	1:38.110 (3)	79.99	0.547	11:05:00.324

P20 46 C		Simon GATES		Kawasaki - Team Kawafati		
IDEAL LAP TIME : 1:38.784		BEST LAP TIME : 1:38.784		DIFFERENCE : 0.000		
LAP	SECTOR 1	SECTOR 2	LAP TIME	MPH	DIFF	TIME OF DAY
1 -	1:00.103	43.716	1:43.819	75.59	5.035	10:59:49.620
2 -	58.319	42.381	1:40.700	77.93	1.916	11:01:30.320
3 -	57.358	42.857	1:40.215 (3)	78.31	1.431	11:03:10.535
4 -	57.478	42.002	1:39.480 (2)	78.89	0.696	11:04:50.015
5 -	56.992	41.792	1:38.784 (1)	79.44		11:06:28.799

P21 83 C		Jason SIGGS		Yamaha - J Siggs Construction		
IDEAL LAP TIME : 1:38.829		BEST LAP TIME : 1:38.829		DIFFERENCE : 0.000		
LAP	SECTOR 1	SECTOR 2	LAP TIME	MPH	DIFF	TIME OF DAY
1 -	1:00.753	43.503	1:44.256	75.27	5.427	10:59:53.798
2 -	57.812	42.357	1:40.169 (3)	78.34	1.340	11:01:33.967
3 -	58.030	42.280	1:40.310	78.23	1.481	11:03:14.277
4 -	57.464	41.873	1:39.337 (2)	79.00	0.508	11:04:53.614
5 -	57.276	41.553	1:38.829 (1)	79.41		11:06:32.443

P22 24		Alan SMITH		Kawasaki - Orwells Mcs		
IDEAL LAP TIME : 1:38.980		BEST LAP TIME : 1:38.980		DIFFERENCE : 0.000		
LAP	SECTOR 1	SECTOR 2	LAP TIME	MPH	DIFF	TIME OF DAY
1 -	1:02.579	43.965	1:46.544	73.66	7.564	11:00:33.784
2 -	57.998	42.476	1:40.474 (2)	78.11	1.494	11:02:14.258
3 -	56.774	42.206	1:38.980 (1)	79.28		11:03:53.238
4 -	56.995	45.147	1:42.142 (3)	76.83	3.162	11:05:35.380

P23 116		Matthew WREN		Suzuki - TBR performance		
IDEAL LAP TIME : 1:39.025		BEST LAP TIME : 1:39.025		DIFFERENCE : 0.000		
LAP	SECTOR 1	SECTOR 2	LAP TIME	MPH	DIFF	TIME OF DAY
1 -	1:00.277	43.138	1:43.415	75.88	4.390	10:59:56.495
2 -	56.941	42.084	1:39.025 (1)	79.25		11:01:35.520
3 -	57.126	42.204	1:39.330 (2)	79.01	0.305	11:03:14.850
4 -	57.150	42.195	1:39.345 (3)	78.99	0.320	11:04:54.195
5 -	57.435	42.644	1:40.079	78.41	1.054	11:06:34.274

P24 59		Dave HEWSON		BMW -		
IDEAL LAP TIME : 1:37.020		BEST LAP TIME : 1:39.138		DIFFERENCE : 2.118		
LAP	SECTOR 1	SECTOR 2	LAP TIME	MPH	DIFF	TIME OF DAY
1 -	1:03.966	45.497	1:49.463	71.69	10.325	11:00:18.756
2 -	59.078	41.783	1:40.861 (3)	77.81	1.723	11:01:59.617
3 -	56.722	42.416	1:39.138 (1)	79.16		11:03:38.755
4 -	57.166	42.796	1:39.962 (2)	78.51	0.824	11:05:18.717

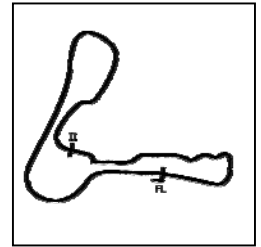
Weather / Track : Bright / Dry

Cadwell Park
Circuit Length = 2.1800 miles
Start: 10:57 Flag 00:00 End: 11:12

BMCRC - MRO Championships 2019 - Rnd 7 @ Cadwell Park

Reactive Parts MRO Powerbikes inc Racebuykz.com MRO Clubman 1000

QUALIFYING - SECTOR ANALYSIS



SECTOR 1 = FL to I1, SECTOR 2 = I1 to FL, DIFF = Difference To Personal Best Lap, P = Crossed Finish Line in Pit Lane, D = Time Disallowed

P25 32		Martin MORRIS		Kawasaki - Morris Racing, Obsession Engineering			
IDEAL LAP TIME : 1:39.276		BEST LAP TIME : 1:39.276		DIFFERENCE : 0.000			
LAP	SECTOR 1	SECTOR 2	LAP TIME	MPH	DIFF	TIME OF DAY	
1 -	1:04.085	45.689	1:49.774	71.49	10.498	11:00:19.216	
2 -	1:00.446	43.405	1:43.851 (3)	75.57	4.575	11:02:03.067	
3 -	58.156	42.049	1:40.205 (2)	78.32	0.929	11:03:43.272	
4 -	57.603	41.673	1:39.276 (1)	79.05		11:05:22.548	

P26 78 C		Jamie THOMAS		Suzuki - Team RubyRacing			
IDEAL LAP TIME : 1:40.777		BEST LAP TIME : 1:40.777		DIFFERENCE : 0.000			
LAP	SECTOR 1	SECTOR 2	LAP TIME	MPH	DIFF	TIME OF DAY	
1 -	1:01.122	43.775	1:44.897	74.81	4.120	11:00:05.369	
2 -	59.160	43.979	1:43.139 (2)	76.09	2.362	11:01:48.508	
3 -	1:00.395	43.443	1:43.838 (3)	75.57	3.061	11:03:32.346	
4 -	58.416	42.361	1:40.777 (1)	77.87		11:05:13.123	

P27 128 C		Kevin CLARKE		Suzuki -			
IDEAL LAP TIME : 1:41.774		BEST LAP TIME : 1:41.774		DIFFERENCE : 0.000			
LAP	SECTOR 1	SECTOR 2	LAP TIME	MPH	DIFF	TIME OF DAY	
1 -	1:03.981	44.794	1:48.775	72.14	7.001	11:00:11.070	
2 -	59.870	44.506	1:44.376 (3)	75.19	2.602	11:01:55.446	
3 -	59.670	44.560	1:44.230 (2)	75.29	2.456	11:03:39.676	
4 -	58.605	43.169	1:41.774 (1)	77.11		11:05:21.450	

P28 333 C		Andrew HOUGHTON		Yamaha - Yamaha UK			
IDEAL LAP TIME : 1:41.619		BEST LAP TIME : 1:41.930		DIFFERENCE : 0.311			
LAP	SECTOR 1	SECTOR 2	LAP TIME	MPH	DIFF	TIME OF DAY	
1 -	1:02.877	44.428	1:47.305	73.13	5.375	11:00:11.856	
2 -	58.946	43.681	1:42.627 (3)	76.47	0.697	11:01:54.483	
3 -	58.791	43.548	1:42.339 (2)	76.68	0.409	11:03:36.822	
4 -	58.785	43.145	1:41.930 (1)	76.99		11:05:18.752	

P29 91		Michael CHERRETT		Kawasaki - Bournemouth kawasaki racing			
IDEAL LAP TIME : 1:43.456		BEST LAP TIME : 1:43.456		DIFFERENCE : 0.000			
LAP	SECTOR 1	SECTOR 2	LAP TIME	MPH	DIFF	TIME OF DAY	
1 -	1:04.589	45.351	1:49.940	71.38	6.484	11:00:18.342	
2 -	1:00.987	43.761	1:44.748 (3)	74.92	1.292	11:02:03.090	
3 -	59.899	43.557	1:43.456 (1)	75.85		11:03:46.546	
4 -	1:00.079	44.402	1:44.481 (2)	75.11	1.025	11:05:31.027	

Weather / Track : Bright / Dry

BMCRC - MRO Championships 2019 - Rnd 7 @ Cadwell Park

Reactive Parts MRO Powerbikes inc Racebuykz.com MRO Clubman 1000

QUALIFYING - BEST SECTORS

SECTOR 1			SECTOR 2			IDEAL / BEST COMPARISON						
POS	NO	NAME	TIME	NO	NAME	TIME	POS	NO	NAME	IDEAL	BEST	DIFF
									PERFECT LAP	1:32.004		
1	60	BAKER	53.510	86	SHOUBRIDGE	38.494	1	86	SHOUBRIDGE	1:32.287	1:33.316	1.029
2	86	SHOUBRIDGE	53.793	117	STANIFORTH	38.819	2	60	BAKER	1:32.759	1:32.759	0.000
3	39	MORGAN	53.808	72	O'BRIEN	39.027	3	62	SILVAIN	1:33.093	1:33.093	0.000
4	62	SILVAIN	53.814	60	BAKER	39.249	4	92	WOOD	1:33.714	1:33.714	0.000
5	92	WOOD	53.982	62	SILVAIN	39.279	5	39	MORGAN	1:33.737	1:33.898	0.161
6	175	KENDLE	54.158	136	BROWN	39.685	6	72	O'BRIEN	1:33.765	1:33.955	0.190
7	16	WALSH	54.362	16	WALSH	39.730	7	136	BROWN	1:34.075	1:34.171	0.096
8	136	BROWN	54.390	92	WOOD	39.732	8	16	WALSH	1:34.092	1:34.092	0.000
9	29	BRIDGER	54.390	39	MORGAN	39.929	9	117	STANIFORTH	1:34.282	1:36.582	2.300
10	72	O'BRIEN	54.738	127	HINDLE	40.024	10	175	KENDLE	1:34.737	1:34.737	0.000
11	40	PATMORE	54.941	17	BAKER	40.383	11	29	BRIDGER	1:35.001	1:35.001	0.000
12	17	BAKER	55.089	175	KENDLE	40.579	12	17	BAKER	1:35.472	1:35.472	0.000
13	143	PALMER	55.123	29	BRIDGER	40.611	13	40	PATMORE	1:35.592	1:35.592	0.000
14	117	STANIFORTH	55.463	40	PATMORE	40.651	14	127	HINDLE	1:36.124	1:37.258	1.134
15	272	JOHNSON	55.690	272	JOHNSON	40.751	15	272	JOHNSON	1:36.441	1:36.441	0.000
16	59	HEWSON	55.963	59	HEWSON	41.057	16	143	PALMER	1:36.448	1:36.692	0.244
17	127	HINDLE	56.100	35	CRESSWELL	41.137	17	59	HEWSON	1:37.020	1:39.138	2.118
18	76	BYARD	56.102	76	BYARD	41.309	18	35	CRESSWELL	1:37.409	1:37.522	0.113
19	35	CRESSWELL	56.272	143	PALMER	41.325	19	76	BYARD	1:37.411	1:37.563	0.152
20	24	SMITH	56.774	83	SIGGS	41.553	20	46	GATES	1:38.784	1:38.784	0.000
21	116	WREN	56.941	32	MORRIS	41.673	21	83	SIGGS	1:38.829	1:38.829	0.000
22	46	GATES	56.992	46	GATES	41.792	22	24	SMITH	1:38.980	1:38.980	0.000
23	83	SIGGS	57.276	116	WREN	42.084	23	116	WREN	1:39.025	1:39.025	0.000
24	32	MORRIS	57.603	24	SMITH	42.206	24	32	MORRIS	1:39.276	1:39.276	0.000
25	78	THOMAS	58.416	78	THOMAS	42.361	25	78	THOMAS	1:40.777	1:40.777	0.000
26	333	HOUGHTON	58.474	333	HOUGHTON	43.145	26	333	HOUGHTON	1:41.619	1:41.930	0.311
27	128	CLARKE	58.605	128	CLARKE	43.169	27	128	CLARKE	1:41.774	1:41.774	0.000
28	91	CHERRETT	59.899	91	CHERRETT	43.557	28	91	CHERRETT	1:43.456	1:43.456	0.000
29							29	98	DICKINSON		1:35.694	

Weather / Track : Bright / Dry

Results can be found at www.tsl-timing.com

Cadwell Park
 Circuit Length = 2.1800 miles
 Start: 10:57 Flag 00:00 End: 11:12

Printed - 11:16 Saturday, 03 August 2019



RACE 8 - GRID (10 Laps)

ROW 11	31	1:41.930	333 Andrew HOUGHTON	1		1	
ROW 10	28	1:43.456	91 Michael CHERRETT	29	1 Barry CHAMBERLAIN	30	258 Ande FRIEND
ROW 9	25	1:39.276	32 Martin MORRIS	26	78 Jamie THOMAS	27	128 Kevin CLARKE
ROW 8	22	1:38.980	24 Alan SMITH	23	1:39.025 116 Matthew WREN	24	1:39.138 59 Dave HEWSON
ROW 7	19	1:37.563	76 Jason BYARD	20	1:38.784 46 Simon GATES	21	1:38.829 83 Jason SIGGS
ROW 6	16	1:36.692	143 Steve PALMER	17	1:37.258 127 George HINDLE	18	1:37.522 35 Robert CRESSWELL
ROW 5	13	1:35.694	98 Rick DICKINSON	14	1:36.441 272 Daniel JOHNSON	15	1:36.582 117 Aaron STANIFORTH
ROW 4	10	1:35.001	29 Mark BRIDGER	11	1:35.472 17 Philip BAKER	12	1:35.592 40 Aiden PATMORE
ROW 3	7	1:34.092	16 Glenn WALSH	8	1:34.171 136 Dean BROWN	9	1:34.737 175 Mark KENDLE
ROW 2	4	1:33.714	92 Josh WOOD	5	1:33.898 39 Max MORGAN	6	1:33.955 72 Michael O'BRIEN
ROW 1	1	1:32.759	60 Peter BAKER	2	1:33.093 62 Kevin SILVAIN	3	1:33.316 86 David SHOUBRIDGE
Pole							

Cadwell Park
Circuit Length = 2.1800 miles

These results are provisional until the conclusion of any judicial and technical matters.

Clerk Of Course :	Steward :	Timekeeper :
-------------------	-----------	--------------

Results can be found at www.tsl-timing.com

Printed - 11:18 Saturday, 03 August 2019



BMCRC - MRO Championships 2019 - Rnd 7 @ Cadwell Park

Reactive Parts MRO Powerbikes inc Racebuykz.com MRO Clubman 1000



RACE 8 - CLASSIFICATION

POS	NO	CL	PIC NAME	ENTRY	LAPS	TIME	GAP	DIFF	MPH	BEST	ON
1	92		1 Josh WOOD	Kawasaki - IAN BELT / Murlec	9	14:06.887			83.40	1:33.000	7
2	62		2 Kevin SILVAIN	Yamaha - KSAUTOS / Croucher Needham	9	14:07.057	0.170	0.170	83.38	1:32.937	7
3	72		3 Michael O'BRIEN	Yamaha -	9	14:07.171	0.284	0.114	83.37	1:32.646	4
4	60		4 Peter BAKER	Kawasaki - Dodfrey Engineering	9	14:07.982	1.095	0.811	83.29	1:33.030	5
5	86		5 David SHOUBRIDGE	Ducati - Old Garage Legends	9	14:08.463	1.576	0.481	83.24	1:33.057	7
6	39	C	1 Max MORGAN	Kawasaki - MSS PERFORMANCE	9	14:15.265	8.378	6.802	82.58	1:33.551	5
7	16	C	2 Glenn WALSH	BMW - Walters Medical	9	14:20.705	13.818	5.440	82.06	1:34.369	5
8	40		6 Aiden PATMORE	Kawasaki - TBR Performance/NW Roofing	9	14:20.808	13.921	0.103	82.05	1:34.051	8
9	29	C	3 Mark BRIDGER	Yamaha - Moremoto	9	14:21.740	14.853	0.932	81.96	1:34.084	5
10	17		7 Philip BAKER	BMW - Ashford accident repair center Godfrey plas	9	14:21.847	14.960	0.107	81.95	1:34.155	8
11	98*		8 Rick DICKINSON	BMW - MotorcycleRaceParts.co.uk	9	14:40.662	33.775	18.815	80.20	1:34.976	6
12	272	C	4 Daniel JOHNSON	BMW -	9	14:42.908	36.021	2.246	79.99	1:36.822	9
13	117	C	5 Aaron STANFORTH	Honda - Dave Seidel racing	9	14:43.164	36.277	0.256	79.97	1:35.135	4
14	59		9 Dave HEWSON	BMW -	9	14:45.160	38.273	1.996	79.79	1:36.221	9
15	35	C	6 Robert CRESSWELL	Kawasaki - ODDJOBROB Racing	9	14:54.585	47.698	9.425	78.95	1:38.173	2
16	143		10 Steve PALMER	Yamaha - 4CB/Mk1 Transit racing	9	15:04.097	57.210	9.512	78.12	1:37.361	8
17	32		11 Martin MORRIS	Kawasaki - Morris Racing, Obsession Engineering	9	15:13.241	1:06.354	9.144	77.34	1:39.351	8
18	83	C	7 Jason SIGGS	Yamaha - J Siggs Construction	9	15:13.391	1:06.504	0.150	77.33	1:40.122	7
19	258		12 Ande FRIEND	Kawasaki - Flying colours Motorcycle Training	9	15:13.702	1:06.815	0.311	77.30	1:39.815	7
20	333	C	8 Andrew HOUGHTON	Yamaha - Yamaha UK	9	15:31.497	1:24.610	17.795	75.82	1:41.033	2
21	128	C	9 Kevin CLARKE	Suzuki -	9	15:35.622	1:28.735	4.125	75.49	1:41.968	4

NOT CLASSIFIED

DNF	78	C	Jamie THOMAS	Suzuki - Team RubyRacing	8	13:32.903	1 Lap	1 Lap	77.23	1:40.022	2
DNF	91		Michael CHERRETT	Kawasaki - Bournemouth kawasaki racing	5	8:43.601	4 Laps	3 Laps	74.94	1:41.916	3
DNF	127	C	George HINDLE	BMW - GDH Racing	5	9:16.628	4 Laps	33.027	70.49	1:37.329	5
DNF	76		Jason BYARD	Suzuki - May Construction	4	6:43.644	5 Laps	1 Lap	77.77	1:38.371	2
DNF	24		Alan SMITH	Kawasaki - Orwells Mcs	4	6:50.572	5 Laps	6.928	76.45	1:40.082	2
DNF	136		Dean BROWN	Ducati - DBR Mechanical services	3	5:29.730	6 Laps	1 Lap	71.40	1:34.267	3

FASTEST LAP

72			Michael O'BRIEN	Yamaha -	4	1:32.646	84.71 mph	136.32 kph
39	C		Max MORGAN	Kawasaki - MSS PERFORMANCE	5	1:33.551	83.89 mph	135.00 kph

No. 98 - 10 Second Penalty, Jump Start
 Class - 92.5% of Race Speed = 77.14 mph
 Class C - 92.5% of Race Speed = 76.38 mph

Cadwell Park
 Circuit Length = 2.1800 miles
 Start: 15:14 Flag 15:28 End: 15:30

Weather / Track : Bright / Dry
 These results are provisional until the conclusion of any judicial and technical matters.

Clerk Of Course :	Steward :	Timekeeper :
-------------------	-----------	--------------

Results can be found at www.tsl-timing.com

Printed - 15:40 Saturday, 03 August 2019



BMCRC - MRO Championships 2019 - Rnd 7 @ Cadwell Park

Reactive Parts MRO Powerbikes inc Racebuykz.com MRO Clubman 1000

RACE 8 - LAP CHART

LAP 1 @ 15:15:59.251

NO	BEHIND	LAP TIME
86		1:38.271
92	1.066	1:39.337
62	1.288	1:39.559
72	1.494	1:39.765
60	2.525	1:40.796
39	3.111	1:41.382
29	4.221	1:42.492
16	4.392	1:42.663
40	5.138	1:43.409
17	5.389	1:43.660
98	6.933	1:45.204
35	7.361	1:45.632
272	7.466	1:45.737
76	7.888	1:46.159
117	8.293	1:46.564
59	9.002	1:47.273
83	10.722	1:48.993
24	11.041	1:49.312
78	11.356	1:49.627
32	12.116	1:50.387
258	12.628	1:50.899
143	13.452	1:51.723
333	13.857	1:52.128
128	14.477	1:52.748
91	14.622	1:52.893
127	14.905	1:53.176
136	42.563	2:20.834

LAP 2 @ 15:17:33.738

NO	BEHIND	LAP TIME
92		1:33.421
86	0.505	1:34.992
62	0.619	1:33.818
72	0.792	1:33.785
60	1.669	1:33.631
39	2.216	1:33.592
29	4.564	1:34.830
16	4.688	1:34.783
40	5.188	1:34.537
17	5.549	1:34.647
98	8.646	1:36.200
272	9.918	1:36.939
35	11.047	1:38.173
76	11.772	1:38.371
117	11.969	1:38.163
59	12.203	1:37.688
83	16.409	1:40.174
24	16.636	1:40.082
78	16.891	1:40.022
32	17.809	1:40.180
258	18.531	1:40.390
143	18.892	1:39.927
333	20.403	1:41.033
127	20.557	1:40.139
128	22.305	1:42.315
91	22.449	1:42.314
136	42.705	1:34.629

LAP 3 @ 15:19:06.840

NO	BEHIND	LAP TIME
92		1:33.102

62	0.844	1:33.327
86	1.423	1:34.020
72	1.506	1:33.816
60	2.378	1:33.811
39	3.010	1:33.896
29	6.450	1:34.988
16	6.676	1:35.090
40	6.993	1:34.907
17	7.363	1:34.916
98	11.154	1:35.610
272	13.746	1:36.930
35	16.260	1:38.315
76	17.058	1:38.388
117	17.199	1:38.332
59	17.604	1:38.503
83	23.876	1:40.569
78	24.321	1:40.532
24	24.545	1:41.011
32	24.823	1:40.116
258	25.700	1:40.271
143	25.981	1:40.191
333	28.437	1:41.136
91	31.263	1:41.916
128	33.028	1:43.825
136	43.870	1:34.267
127	1:09.363	2:21.908 P

LAP 4 @ 15:20:40.125

NO	BEHIND	LAP TIME
92		1:33.285
62	0.673	1:33.114
72	0.867	1:32.646
60	2.698	1:33.605
86	3.036	1:34.898
39	3.461	1:33.736
16	8.398	1:35.007
40	8.652	1:34.944
29	9.309	1:36.144
17	9.740	1:35.662
98	13.027	1:35.158
272	17.711	1:37.250
117	19.049	1:35.135
35	22.351	1:39.376
59	22.582	1:38.263
76	24.499	1:40.726
83	31.202	1:40.611
78	31.405	1:40.369
24	31.427	1:40.167
32	31.653	1:40.115
143	32.235	1:39.539
258	32.882	1:40.467
333	36.621	1:41.469
91	40.046	1:42.068
128	41.711	1:41.968
127	1:20.154	1:44.076

LAP 5 @ 15:22:14.082

NO	BEHIND	LAP TIME
92		1:33.957
62	0.185	1:33.469
72	0.340	1:33.430
60	1.771	1:33.030
86	2.147	1:33.068
39	3.055	1:33.551

16	8.810	1:34.369
40	9.042	1:34.347
29	9.436	1:34.084
17	10.473	1:34.690
98	14.057	1:34.987
272	21.416	1:37.662
117	21.902	1:36.810
59	25.639	1:37.014
35	27.163	1:38.769
83	38.382	1:41.137
78	38.470	1:41.022
32	38.764	1:41.068
143	39.315	1:41.037
258	39.496	1:40.571
333	44.456	1:41.792
91	50.499	1:44.410
128	51.247	1:43.493
127	1:23.526	1:37.329

LAP 6 @ 15:23:47.717

NO	BEHIND	LAP TIME
92		1:33.635
62	0.180	1:33.630
72	0.557	1:33.852
60	1.373	1:33.237
86	1.808	1:33.296
39	4.006	1:34.586
16	9.756	1:34.581
29	10.697	1:34.896
40	10.930	1:35.523
17	11.185	1:34.347
98	15.398	1:34.976
272	25.051	1:37.270
117	25.586	1:37.319
59	28.946	1:36.942
35	31.956	1:38.428
143	44.572	1:38.892
83	45.749	1:41.002
78	45.857	1:41.022
32	46.113	1:40.984
258	46.557	1:40.696
333	53.321	1:42.500
128	1:01.456	1:43.844

LAP 7 @ 15:25:20.717

NO	BEHIND	LAP TIME
92		1:33.000
62	0.117	1:32.937
72	0.464	1:32.907
60	1.558	1:33.185
86	1.865	1:33.057
39	5.621	1:34.615
16	11.511	1:34.755
29	11.899	1:34.202
40	12.804	1:34.874
17	12.880	1:34.695
98	17.575	1:35.177
272	29.286	1:37.235
117	29.602	1:37.016
59	32.615	1:36.669
35	37.386	1:38.430
143	49.320	1:37.748
83	52.871	1:40.122
78	53.033	1:40.176

258	53.372	1:39.815
32	53.962	1:40.849
333	1:02.732	1:42.411
128	1:10.794	1:42.338

LAP 8 @ 15:26:54.279

NO	BEHIND	LAP TIME
92		1:33.562
62	0.195	1:33.640
72	0.399	1:33.497
60	1.343	1:33.347
86	1.603	1:33.300
39	6.625	1:34.566
16	12.685	1:34.736
29	13.188	1:34.851
40	13.293	1:34.051
17	13.473	1:34.155
98	19.875	1:35.862
272	32.787	1:37.063
117	34.017	1:37.977
59	35.640	1:36.587
35	42.269	1:38.445
143	53.119	1:37.361
83	59.463	1:40.154
78	59.604	1:40.133
32	59.751	1:39.351
258	1:00.333	1:40.523
333	1:11.757	1:42.587
128	1:19.322	1:42.090

LAP 9 @ 15:28:27.867

NO	BEHIND	LAP TIME
92		1:33.588
62	0.170	1:33.563
72	0.284	1:33.473
60	1.095	1:33.340
86	1.576	1:33.561
39	8.378	1:35.341
16	13.818	1:34.721
40	13.921	1:34.216
29	14.853	1:35.253
17	14.960	1:35.075
98	23.775	1:37.488
272	36.021	1:36.822
117	36.277	1:35.848
59	38.273	1:36.221
35	47.698	1:39.017
143	57.210	1:37.679
32	1:06.354	1:40.191
83	1:06.504	1:40.629
258	1:06.815	1:40.070
333	1:24.610	1:46.441
128	1:28.735	1:43.001

Cadwell Park

Circuit Length = 2.1800 miles

Start: 15:14 Flag 15:28 End: 15:30

Weather / Track : Bright / Dry

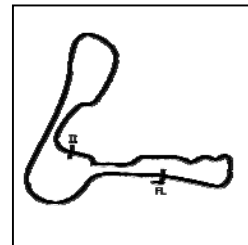
Results can be found at www.tsl-timing.com

Printed - 15:40 Saturday, 03 August 2019

BMCRC - MRO Championships 2019 - Rnd 7 @ Cadwell Park

Reactive Parts MRO Powerbikes inc Racebuykz.com MRO Clubman 1000

RACE 8 - SECTOR ANALYSIS



SECTOR 1 = FL to I1, SECTOR 2 = I1 to FL, DIFF = Difference To Personal Best Lap, P = Crossed Finish Line in Pit Lane, D = Time Disallowed

P1 92		Josh WOOD		Kawasaki - IAN BELT / Murlec			
IDEAL LAP TIME : 1:32.904		BEST LAP TIME : 1:33.000		DIFFERENCE : 0.096			
LAP	SECTOR 1	SECTOR 2	LAP TIME	MPH	DIFF	TIME OF DAY	
1 -		39.749	1:39.337	79.00	6.337	15:16:00.317	
2 -	53.629	39.792	1:33.421	84.00	0.421	15:17:33.738	
3 -	53.602	39.500	1:33.102 (2)	84.29	0.102	15:19:06.840	
4 -	53.450	39.835	1:33.285 (3)	84.13	0.285	15:20:40.125	
5 -	54.106	39.851	1:33.957	83.52	0.957	15:22:14.082	
6 -	53.958	39.677	1:33.635	83.81	0.635	15:23:47.717	
7 -	53.546	39.454	1:33.000 (1)	84.38		15:25:20.717	
8 -	53.908	39.654	1:33.562	83.88	0.562	15:26:54.279	
9 -	53.573	40.015	1:33.588	83.85	0.588	15:28:27.867	

P2 62		Kevin SILVAIN		Yamaha - KSAUTOS / Croucher Needham			
IDEAL LAP TIME : 1:32.821		BEST LAP TIME : 1:32.937		DIFFERENCE : 0.116			
LAP	SECTOR 1	SECTOR 2	LAP TIME	MPH	DIFF	TIME OF DAY	
1 -		39.319	1:39.559	78.82	6.622	15:16:00.539	
2 -	54.075	39.743	1:33.818	83.65	0.881	15:17:34.357	
3 -	53.916	39.411	1:33.327 (3)	84.09	0.390	15:19:07.684	
4 -	53.718	39.396	1:33.114 (2)	84.28	0.177	15:20:40.798	
5 -	53.706	39.763	1:33.469	83.96	0.532	15:22:14.267	
6 -	54.163	39.467	1:33.630	83.82	0.693	15:23:47.897	
7 -	53.766	39.171	1:32.937 (1)	84.44		15:25:20.834	
8 -	54.136	39.504	1:33.640	83.81	0.703	15:26:54.474	
9 -	53.650	39.913	1:33.563	83.88	0.626	15:28:28.037	

P3 72		Michael O'BRIEN		Yamaha -			
IDEAL LAP TIME : 1:32.446		BEST LAP TIME : 1:32.646		DIFFERENCE : 0.200			
LAP	SECTOR 1	SECTOR 2	LAP TIME	MPH	DIFF	TIME OF DAY	
1 -		39.302	1:39.765	78.66	7.119	15:16:00.745	
2 -	54.349	39.436	1:33.785	83.68	1.139	15:17:34.530	
3 -	54.660	39.156	1:33.816	83.65	1.170	15:19:08.346	
4 -	53.926	38.720	1:32.646 (1)	84.71		15:20:40.992	
5 -	54.067	39.363	1:33.430 (3)	83.99	0.784	15:22:14.422	
6 -	54.294	39.558	1:33.852	83.62	1.206	15:23:48.274	
7 -	53.726	39.181	1:32.907 (2)	84.47	0.261	15:25:21.181	
8 -	54.057	39.440	1:33.497	83.93	0.851	15:26:54.678	
9 -	53.848	39.625	1:33.473	83.96	0.827	15:28:28.151	

P4 60		Peter BAKER		Kawasaki - Dodfrey Engineering			
IDEAL LAP TIME : 1:32.865		BEST LAP TIME : 1:33.030		DIFFERENCE : 0.165			
LAP	SECTOR 1	SECTOR 2	LAP TIME	MPH	DIFF	TIME OF DAY	
1 -		40.002	1:40.796	77.86	7.766	15:16:01.776	
2 -	54.039	39.592	1:33.631	83.81	0.601	15:17:35.407	
3 -	54.241	39.570	1:33.811	83.65	0.781	15:19:09.218	
4 -	53.622	39.983	1:33.605	83.84	0.575	15:20:42.823	
5 -	53.464	39.566	1:33.030 (1)	84.36		15:22:15.853	
6 -	53.358	39.879	1:33.237 (3)	84.17	0.207	15:23:49.090	
7 -	53.622	39.563	1:33.185 (2)	84.22	0.155	15:25:22.275	
8 -	53.669	39.678	1:33.347	84.07	0.317	15:26:55.622	
9 -	53.833	39.507	1:33.340	84.08	0.310	15:28:28.962	

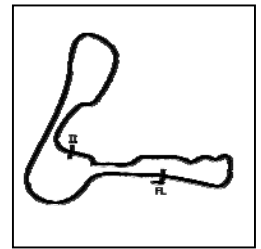
Weather / Track : Bright / Dry

Cadwell Park
Circuit Length = 2.1800 miles
Start: 15:14 Flag 15:28 End: 15:30

BMCRC - MRO Championships 2019 - Rnd 7 @ Cadwell Park

Reactive Parts MRO Powerbikes inc Racebuykz.com MRO Clubman 1000

RACE 8 - SECTOR ANALYSIS



SECTOR 1 = FL to I1, SECTOR 2 = I1 to FL, DIFF = Difference To Personal Best Lap, P = Crossed Finish Line in Pit Lane, D = Time Disallowed

P5 86		David SHOUBRIDGE		Ducati - Old Garage Legends		
IDEAL LAP TIME : 1:32.692		BEST LAP TIME : 1:33.057		DIFFERENCE : 0.365		
LAP	SECTOR 1	SECTOR 2	LAP TIME	MPH	DIFF	TIME OF DAY
1 -		39.464	1:38.271	79.86	5.214	15:15:59.251
2 -	55.139	39.853	1:34.992	82.61	1.935	15:17:34.243
3 -	54.328	39.692	1:34.020	83.47	0.963	15:19:08.263
4 -	54.933	39.965	1:34.898	82.70	1.841	15:20:43.161
5 -	53.559	39.509	1:33.068 (2)	84.32	0.011	15:22:16.229
6 -	53.689	39.607	1:33.296 (3)	84.12	0.239	15:23:49.525
7 -	53.924	39.133	1:33.057 (1)	84.33		15:25:22.582
8 -	54.030	39.270	1:33.300	84.11	0.243	15:26:55.882
9 -	53.839	39.722	1:33.561	83.88	0.504	15:28:29.443

P6 39 C		Max MORGAN		Kawasaki - MSS PERFORMANCE		
IDEAL LAP TIME : 1:33.483		BEST LAP TIME : 1:33.551		DIFFERENCE : 0.068		
LAP	SECTOR 1	SECTOR 2	LAP TIME	MPH	DIFF	TIME OF DAY
1 -		40.177	1:41.382	77.41	7.831	15:16:02.362
2 -	53.794	39.798	1:33.592 (2)	83.85	0.041	15:17:35.954
3 -	53.985	39.911	1:33.896	83.58	0.345	15:19:09.850
4 -	53.685	40.051	1:33.736 (3)	83.72	0.185	15:20:43.586
5 -	53.709	39.842	1:33.551 (1)	83.89		15:22:17.137
6 -	54.017	40.569	1:34.586	82.97	1.035	15:23:51.723
7 -	54.345	40.270	1:34.615	82.94	1.064	15:25:26.338
8 -	53.978	40.588	1:34.566	82.99	1.015	15:27:00.904
9 -	54.474	40.867	1:35.341	82.31	1.790	15:28:36.245

P7 16 C		Glenn WALSH		BMW - Walters Medical		
IDEAL LAP TIME : 1:34.280		BEST LAP TIME : 1:34.369		DIFFERENCE : 0.089		
LAP	SECTOR 1	SECTOR 2	LAP TIME	MPH	DIFF	TIME OF DAY
1 -		40.738	1:42.663	76.44	8.294	15:16:03.643
2 -	54.477	40.306	1:34.783	82.80	0.414	15:17:38.426
3 -	54.736	40.354	1:35.090	82.53	0.721	15:19:13.516
4 -	55.010	39.997	1:35.007	82.60	0.638	15:20:48.523
5 -	54.379	39.990	1:34.369 (1)	83.16		15:22:22.892
6 -	54.290	40.291	1:34.581 (2)	82.97	0.212	15:23:57.473
7 -	54.641	40.114	1:34.755	82.82	0.386	15:25:32.228
8 -	54.497	40.239	1:34.736	82.84	0.367	15:27:06.964
9 -	54.485	40.236	1:34.721 (3)	82.85	0.352	15:28:41.685

P8 40		Aiden PATMORE		Kawasaki - TBR Performance/NW Roofing		
IDEAL LAP TIME : 1:33.978		BEST LAP TIME : 1:34.051		DIFFERENCE : 0.073		
LAP	SECTOR 1	SECTOR 2	LAP TIME	MPH	DIFF	TIME OF DAY
1 -		40.958	1:43.409	75.89	9.358	15:16:04.389
2 -	54.431	40.106	1:34.537	83.01	0.486	15:17:38.926
3 -	54.816	40.091	1:34.907	82.69	0.856	15:19:13.833
4 -	54.924	40.020	1:34.944	82.65	0.893	15:20:48.777
5 -	54.420	39.927	1:34.347 (3)	83.18	0.296	15:22:23.124
6 -	54.746	40.777	1:35.523	82.15	1.472	15:23:58.647
7 -	54.684	40.190	1:34.874	82.72	0.823	15:25:33.521
8 -	54.171	39.880	1:34.051 (1)	83.44		15:27:07.572
9 -	54.098	40.118	1:34.216 (2)	83.29	0.165	15:28:41.788

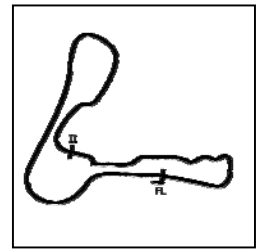
Weather / Track : Bright / Dry

Cadwell Park
Circuit Length = 2.1800 miles
Start: 15:14 Flag 15:28 End: 15:30

BMCRC - MRO Championships 2019 - Rnd 7 @ Cadwell Park

Reactive Parts MRO Powerbikes inc Racebuykz.com MRO Clubman 1000

RACE 8 - SECTOR ANALYSIS



SECTOR 1 = FL to I1, SECTOR 2 = I1 to FL, DIFF = Difference To Personal Best Lap, P = Crossed Finish Line in Pit Lane, D = Time Disallowed

P9 29 C		Mark BRIDGER		Yamaha - Moremoto		
IDEAL LAP TIME : 1:34.041		BEST LAP TIME : 1:34.084		DIFFERENCE : 0.043		
LAP	SECTOR 1	SECTOR 2	LAP TIME	MPH	DIFF	TIME OF DAY
1 -		40.733	1:42.492	76.57	8.408	15:16:03.472
2 -	54.341	40.489	1:34.830 (3)	82.75	0.746	15:17:38.302
3 -	54.607	40.381	1:34.988	82.62	0.904	15:19:13.290
4 -	55.785	40.359	1:36.144	81.62	2.060	15:20:49.434
5 -	54.180	39.904	1:34.084 (1)	83.41		15:22:23.518
6 -	54.510	40.386	1:34.896	82.70	0.812	15:23:58.414
7 -	54.341	39.861	1:34.202 (2)	83.31	0.118	15:25:32.616
8 -	54.771	40.080	1:34.851	82.74	0.767	15:27:07.467
9 -	54.739	40.514	1:35.253	82.39	1.169	15:28:42.720

P10 17		Philip BAKER		BMW - Ashford accident repair center Godfrey plastering servic		
IDEAL LAP TIME : 1:34.126		BEST LAP TIME : 1:34.155		DIFFERENCE : 0.029		
LAP	SECTOR 1	SECTOR 2	LAP TIME	MPH	DIFF	TIME OF DAY
1 -		41.008	1:43.660	75.70	9.505	15:16:04.640
2 -	54.430	40.217	1:34.647 (3)	82.91	0.492	15:17:39.287
3 -	54.843	40.073	1:34.916	82.68	0.761	15:19:14.203
4 -	55.566	40.096	1:35.662	82.03	1.507	15:20:49.865
5 -	54.498	40.192	1:34.690	82.88	0.535	15:22:24.555
6 -	54.490	39.857	1:34.347 (2)	83.18	0.192	15:23:58.902
7 -	54.899	39.796	1:34.695	82.87	0.540	15:25:33.597
8 -	54.459	39.696	1:34.155 (1)	83.35		15:27:07.752
9 -	54.793	40.282	1:35.075	82.54	0.920	15:28:42.827

P11 98		Rick DICKINSON		BMW - MotorcycleRaceParts.co.uk		
IDEAL LAP TIME : 1:34.802		BEST LAP TIME : 1:34.976		DIFFERENCE : 0.174		
LAP	SECTOR 1	SECTOR 2	LAP TIME	MPH	DIFF	TIME OF DAY
1 -		41.536	1:45.204	74.59	10.228	15:16:06.184
2 -	55.317	40.883	1:36.200	81.58	1.224	15:17:42.384
3 -	54.882	40.728	1:35.610	82.08	0.634	15:19:17.994
4 -	54.836	40.322	1:35.158 (3)	82.47	0.182	15:20:53.152
5 -	54.480	40.507	1:34.987 (2)	82.62	0.011	15:22:28.139
6 -	54.547	40.429	1:34.976 (1)	82.63		15:24:03.115
7 -	54.627	40.550	1:35.177	82.45	0.201	15:25:38.292
8 -	55.064	40.798	1:35.862	81.86	0.886	15:27:14.154
9 -	55.293	42.195	1:37.488	80.50	2.512	15:28:51.642

P12 272 C		Daniel JOHNSON		BMW -		
IDEAL LAP TIME : 1:36.776		BEST LAP TIME : 1:36.822		DIFFERENCE : 0.046		
LAP	SECTOR 1	SECTOR 2	LAP TIME	MPH	DIFF	TIME OF DAY
1 -		41.435	1:45.737	74.22	8.915	15:16:06.717
2 -	56.206	40.733	1:36.939 (3)	80.95	0.117	15:17:43.656
3 -	56.124	40.806	1:36.930 (2)	80.96	0.108	15:19:20.586
4 -	56.388	40.862	1:37.250	80.69	0.428	15:20:57.836
5 -	56.771	40.891	1:37.662	80.35	0.840	15:22:35.498
6 -	56.369	40.901	1:37.270	80.68	0.448	15:24:12.768
7 -	56.178	41.057	1:37.235	80.71	0.413	15:25:50.003
8 -	56.411	40.652	1:37.063	80.85	0.241	15:27:27.066
9 -	56.128	40.694	1:36.822 (1)	81.05		15:29:03.888

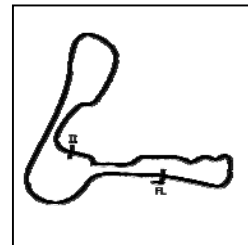
Weather / Track : Bright / Dry

Cadwell Park
Circuit Length = 2.1800 miles
Start: 15:14 Flag 15:28 End: 15:30

BMCRC - MRO Championships 2019 - Rnd 7 @ Cadwell Park

Reactive Parts MRO Powerbikes inc Racebuykz.com MRO Clubman 1000

RACE 8 - SECTOR ANALYSIS



SECTOR 1 = FL to I1, SECTOR 2 = I1 to FL, DIFF = Difference To Personal Best Lap, P = Crossed Finish Line in Pit Lane, D = Time Disallowed

P13 117 C		Aaron STANIFORTH		Honda - Dave Seidel racing		
IDEAL LAP TIME : 1:34.893		BEST LAP TIME : 1:35.135		DIFFERENCE : 0.242		
LAP	SECTOR 1	SECTOR 2	LAP TIME	MPH	DIFF	TIME OF DAY
1 -		41.670	1:46.564	73.64	11.429	15:16:07.544
2 -	56.444	41.719	1:38.163	79.94	3.028	15:17:45.707
3 -	56.591	41.741	1:38.332	79.81	3.197	15:19:24.039
4 -	55.394	39.741	1:35.135 (1)	82.49		15:20:59.174
5 -	55.673	41.137	1:36.810 (3)	81.06	1.675	15:22:35.984
6 -	56.105	41.214	1:37.319	80.64	2.184	15:24:13.303
7 -	55.843	41.173	1:37.016	80.89	1.881	15:25:50.319
8 -	56.365	41.612	1:37.977	80.10	2.842	15:27:28.296
9 -	55.152	40.696	1:35.848 (2)	81.88	0.713	15:29:04.144

P14 59		Dave HEWSON		BMW -		
IDEAL LAP TIME : 1:36.216		BEST LAP TIME : 1:36.221		DIFFERENCE : 0.005		
LAP	SECTOR 1	SECTOR 2	LAP TIME	MPH	DIFF	TIME OF DAY
1 -		41.916	1:47.273	73.15	11.052	15:16:08.253
2 -	56.184	41.504	1:37.688	80.33	1.467	15:17:45.941
3 -	56.594	41.909	1:38.503	79.67	2.282	15:19:24.444
4 -	56.777	41.486	1:38.263	79.86	2.042	15:21:02.707
5 -	56.168	40.846	1:37.014	80.89	0.793	15:22:39.721
6 -	55.943	40.999	1:36.942	80.95	0.721	15:24:16.663
7 -	55.602	41.067	1:36.669 (3)	81.18	0.448	15:25:53.332
8 -	55.569	41.018	1:36.587 (2)	81.25	0.366	15:27:29.919
9 -	55.574	40.647	1:36.221 (1)	81.56		15:29:06.140

P15 35 C		Robert CRESSWELL		Kawasaki - ODDJOBROB Racing		
IDEAL LAP TIME : 1:37.734		BEST LAP TIME : 1:38.173		DIFFERENCE : 0.439		
LAP	SECTOR 1	SECTOR 2	LAP TIME	MPH	DIFF	TIME OF DAY
1 -		41.459	1:45.632	74.29	7.459	15:16:06.612
2 -	56.838	41.335	1:38.173 (1)	79.94		15:17:44.785
3 -	56.399	41.916	1:38.315 (2)	79.82	0.142	15:19:23.100
4 -	57.881	41.495	1:39.376	78.97	1.203	15:21:02.476
5 -	57.080	41.689	1:38.769	79.45	0.596	15:22:41.245
6 -	56.660	41.768	1:38.428 (3)	79.73	0.255	15:24:19.673
7 -	56.635	41.795	1:38.430	79.73	0.257	15:25:58.103
8 -	56.940	41.505	1:38.445	79.72	0.272	15:27:36.548
9 -	56.861	42.156	1:39.017	79.25	0.844	15:29:15.565

P16 143		Steve PALMER		Yamaha - 4C8/Mk1 Transit racing		
IDEAL LAP TIME : 1:37.353		BEST LAP TIME : 1:37.361		DIFFERENCE : 0.008		
LAP	SECTOR 1	SECTOR 2	LAP TIME	MPH	DIFF	TIME OF DAY
1 -		44.415	1:51.723	70.24	14.362	15:16:12.703
2 -	57.865	42.062	1:39.927	78.53	2.566	15:17:52.630
3 -	57.602	42.589	1:40.191	78.33	2.830	15:19:32.821
4 -	56.871	42.668	1:39.539	78.84	2.178	15:21:12.360
5 -	58.254	42.783	1:41.037	77.67	3.676	15:22:53.397
6 -	57.030	41.862	1:38.892	79.35	1.531	15:24:32.289
7 -	56.338	41.410	1:37.748 (3)	80.28	0.387	15:26:10.037
8 -	55.943	41.418	1:37.361 (1)	80.60		15:27:47.398
9 -	56.090	41.589	1:37.679 (2)	80.34	0.318	15:29:25.077

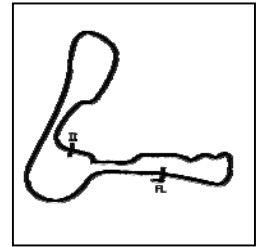
Weather / Track : Bright / Dry

Cadwell Park
Circuit Length = 2.1800 miles
Start: 15:14 Flag 15:28 End: 15:30

BMCRC - MRO Championships 2019 - Rnd 7 @ Cadwell Park

Reactive Parts MRO Powerbikes inc Racebuykz.com MRO Clubman 1000

RACE 8 - SECTOR ANALYSIS



SECTOR 1 = FL to I1, SECTOR 2 = I1 to FL, DIFF = Difference To Personal Best Lap, P = Crossed Finish Line in Pit Lane, D = Time Disallowed

P17 32		Martin MORRIS		Kawasaki - Morris Racing, Obsession Engineering		
IDEAL LAP TIME : 1:39.351		BEST LAP TIME : 1:39.351		DIFFERENCE : 0.000		
LAP	SECTOR 1	SECTOR 2	LAP TIME	MPH	DIFF	TIME OF DAY
1 -		43.250	1:50.387	71.09	11.036	15:16:11.367
2 -	57.796	42.384	1:40.180	78.33	0.829	15:17:51.547
3 -	58.172	41.944	1:40.116 (3)	78.38	0.765	15:19:31.663
4 -	57.882	42.233	1:40.115 (2)	78.39	0.764	15:21:11.778
5 -	58.590	42.478	1:41.068	77.65	1.717	15:22:52.846
6 -	58.638	42.346	1:40.984	77.71	1.633	15:24:33.830
7 -	58.719	42.130	1:40.849	77.81	1.498	15:26:14.679
8 -	57.516	41.835	1:39.351 (1)	78.99		15:27:54.030
9 -	57.914	42.277	1:40.191	78.33	0.840	15:29:34.221

P18 83 C		Jason SIGGS		Yamaha - J Siggs Construction		
IDEAL LAP TIME : 1:39.810		BEST LAP TIME : 1:40.122		DIFFERENCE : 0.312		
LAP	SECTOR 1	SECTOR 2	LAP TIME	MPH	DIFF	TIME OF DAY
1 -		42.719	1:48.993	72.00	8.871	15:16:09.973
2 -	57.686	42.488	1:40.174 (3)	78.34	0.052	15:17:50.147
3 -	57.995	42.574	1:40.569	78.03	0.447	15:19:30.716
4 -	57.898	42.713	1:40.611	78.00	0.489	15:21:11.327
5 -	58.284	42.853	1:41.137	77.59	1.015	15:22:52.464
6 -	58.359	42.643	1:41.002	77.70	0.880	15:24:33.466
7 -	57.998	42.124	1:40.122 (1)	78.38		15:26:13.588
8 -	57.841	42.313	1:40.154 (2)	78.35	0.032	15:27:53.742
9 -	57.984	42.645	1:40.629	77.99	0.507	15:29:34.371

P19 258		Ade FRIEND		Kawasaki - Flying colours Motorcycle Training		
IDEAL LAP TIME : 1:39.365		BEST LAP TIME : 1:39.815		DIFFERENCE : 0.450		
LAP	SECTOR 1	SECTOR 2	LAP TIME	MPH	DIFF	TIME OF DAY
1 -		43.280	1:50.899	70.76	11.084	15:16:11.879
2 -	57.605	42.785	1:40.390	78.17	0.575	15:17:52.269
3 -	57.631	42.640	1:40.271 (3)	78.26	0.456	15:19:32.540
4 -	57.787	42.680	1:40.467	78.11	0.652	15:21:13.007
5 -	58.060	42.511	1:40.571	78.03	0.756	15:22:53.578
6 -	58.035	42.661	1:40.696	77.93	0.881	15:24:34.274
7 -	57.990	41.825	1:39.815 (1)	78.62		15:26:14.089
8 -	58.345	42.178	1:40.523	78.07	0.708	15:27:54.612
9 -	57.540	42.530	1:40.070 (2)	78.42	0.255	15:29:34.682

P20 333 C		Andrew HOUGHTON		Yamaha - Yamaha UK		
IDEAL LAP TIME : 1:40.874		BEST LAP TIME : 1:41.033		DIFFERENCE : 0.159		
LAP	SECTOR 1	SECTOR 2	LAP TIME	MPH	DIFF	TIME OF DAY
1 -		44.085	1:52.128	69.99	11.095	15:16:13.108
2 -	58.255	42.778	1:41.033 (1)	77.67		15:17:54.141
3 -	58.096	43.040	1:41.136 (2)	77.59	0.103	15:19:35.277
4 -	58.266	43.203	1:41.469 (3)	77.34	0.436	15:21:16.746
5 -	58.504	43.288	1:41.792	77.09	0.759	15:22:58.538
6 -	59.300	43.200	1:42.500	76.56	1.467	15:24:41.038
7 -	59.053	43.358	1:42.411	76.63	1.378	15:26:23.449
8 -	59.221	43.366	1:42.587	76.50	1.554	15:28:06.036
9 -	1:01.110	45.331	1:46.441	73.73	5.408	15:29:52.477

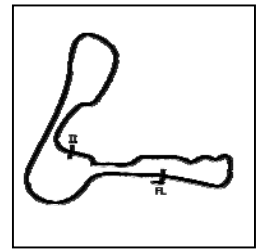
Weather / Track : Bright / Dry

Cadwell Park
Circuit Length = 2.1800 miles
Start: 15:14 Flag 15:28 End: 15:30

BMCRC - MRO Championships 2019 - Rnd 7 @ Cadwell Park

Reactive Parts MRO Powerbikes inc Racebuykz.com MRO Clubman 1000

RACE 8 - SECTOR ANALYSIS



SECTOR 1 = FL to I1, SECTOR 2 = I1 to FL, DIFF = Difference To Personal Best Lap, P = Crossed Finish Line in Pit Lane, D = Time Disallowed

P21 128 C Kevin CLARKE			Suzuki -			
IDEAL LAP TIME : 1:41.825		BEST LAP TIME : 1:41.968		DIFFERENCE : 0.143		
LAP	SECTOR 1	SECTOR 2	LAP TIME	MPH	DIFF	TIME OF DAY
1 -		43.732	1:52.748	69.60	10.780	15:16:13.728
2 -	59.123	43.192	1:42.315 (3)	76.70	0.347	15:17:56.043
3 -	1:00.287	43.538	1:43.825	75.58	1.857	15:19:39.868
4 -	59.053	42.915	1:41.968 (1)	76.96		15:21:21.836
5 -	59.555	43.938	1:43.493	75.83	1.525	15:23:05.329
6 -	1:00.267	43.577	1:43.844	75.57	1.876	15:24:49.173
7 -	59.378	42.960	1:42.338	76.68	0.370	15:26:31.511
8 -	58.910	43.180	1:42.090 (2)	76.87	0.122	15:28:13.601
9 -	59.798	43.203	1:43.001	76.19	1.033	15:29:56.602

P22 78 C Jamie THOMAS			Suzuki - Team RubyRacing			
IDEAL LAP TIME : 1:39.536		BEST LAP TIME : 1:40.022		DIFFERENCE : 0.486		
LAP	SECTOR 1	SECTOR 2	LAP TIME	MPH	DIFF	TIME OF DAY
1 -		42.693	1:49.627	71.58	9.605	15:16:10.607
2 -	57.841	42.181	1:40.022 (1)	78.46		15:17:50.629
3 -	58.137	42.395	1:40.532	78.06	0.510	15:19:31.161
4 -	57.689	42.680	1:40.369	78.19	0.347	15:21:11.530
5 -	58.436	42.586	1:41.022	77.68	1.000	15:22:52.552
6 -	58.577	42.445	1:41.022	77.68	1.000	15:24:33.574
7 -	58.329	41.847	1:40.176 (3)	78.34	0.154	15:26:13.750
8 -	58.072	42.061	1:40.133 (2)	78.37	0.111	15:27:53.883

P23 91 Michael CHERRETT			Kawasaki - Bournemouth kawasaki racing			
IDEAL LAP TIME : 1:41.705		BEST LAP TIME : 1:41.916		DIFFERENCE : 0.211		
LAP	SECTOR 1	SECTOR 2	LAP TIME	MPH	DIFF	TIME OF DAY
1 -		43.455	1:52.893	69.51	10.977	15:16:13.873
2 -	59.565	42.749	1:42.314 (3)	76.70	0.398	15:17:56.187
3 -	59.050	42.866	1:41.916 (1)	77.00		15:19:38.103
4 -	58.956	43.112	1:42.068 (2)	76.89	0.152	15:21:20.171
5 -	1:00.405	44.005	1:44.410	75.16	2.494	15:23:04.581

P24 127 C George HINDLE			BMW - GDH Racing			
IDEAL LAP TIME : 1:37.329		BEST LAP TIME : 1:37.329		DIFFERENCE : 0.000		
LAP	SECTOR 1	SECTOR 2	LAP TIME	MPH	DIFF	TIME OF DAY
1 -		43.487	1:53.176	69.34	15.847	15:16:14.156
2 -	57.505	42.634	1:40.139 (2)	78.37	2.810	15:17:54.295
3 -	58.415	IN PIT	2:21.908 P	55.30	44.579	15:20:16.203
4 -	OUTLAP	41.510	1:44.076	75.40	6.747	15:22:00.279
5 -	56.069	41.260	1:37.329 (1)	80.63		15:23:37.608

P25 76 Jason BYARD			Suzuki - May Construction			
IDEAL LAP TIME : 1:38.160		BEST LAP TIME : 1:38.371		DIFFERENCE : 0.211		
LAP	SECTOR 1	SECTOR 2	LAP TIME	MPH	DIFF	TIME OF DAY
1 -		41.553	1:46.159	73.92	7.788	15:16:07.139
2 -	56.668	41.703	1:38.371 (1)	79.78		15:17:45.510
3 -	56.607	41.781	1:38.388 (2)	79.76	0.017	15:19:23.898
4 -	58.106	42.620	1:40.726 (3)	77.91	2.355	15:21:04.624

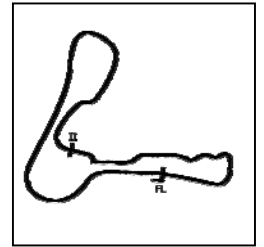
Weather / Track : Bright / Dry

Cadwell Park
Circuit Length = 2.1800 miles
Start: 15:14 Flag 15:28 End: 15:30

BMCRC - MRO Championships 2019 - Rnd 7 @ Cadwell Park

Reactive Parts MRO Powerbikes inc Racebuykz.com MRO Clubman 1000

RACE 8 - SECTOR ANALYSIS



SECTOR 1 = FL to I1, SECTOR 2 = I1 to FL, DIFF = Difference To Personal Best Lap, P = Crossed Finish Line in Pit Lane, D = Time Disallowed

P26 24		Alan SMITH		Kawasaki - Orwells Mcs		
IDEAL LAP TIME : 1:39.994		BEST LAP TIME : 1:40.082		DIFFERENCE : 0.088		
LAP	SECTOR 1	SECTOR 2	LAP TIME	MPH	DIFF	TIME OF DAY
1 -		42.619	1:49.312	71.79	9.230	15:16:10.292
2 -	57.549	42.533	1:40.082 (1)	78.41		15:17:50.374
3 -	58.007	43.004	1:41.011 (3)	77.69	0.929	15:19:31.385
4 -	57.722	42.445	1:40.167 (2)	78.34	0.085	15:21:11.552

P27 136		Dean BROWN		Ducati - DBR Mechanical services		
IDEAL LAP TIME : 1:34.267		BEST LAP TIME : 1:34.267		DIFFERENCE : 0.000		
LAP	SECTOR 1	SECTOR 2	LAP TIME	MPH	DIFF	TIME OF DAY
1 -		1:17.487	2:20.834	55.72	46.567	15:16:41.814
2 -	54.622	40.007	1:34.629 (2)	82.93	0.362	15:18:16.443
3 -	54.537	39.730	1:34.267 (1)	83.25		15:19:50.710

BMCRC - MRO Championships 2019 - Rnd 7 @ Cadwell Park

Reactive Parts MRO Powerbikes inc Racebuykz.com MRO Clubman 1000

RACE 8 - BEST SECTORS

SECTOR 1			SECTOR 2			IDEAL / BEST COMPARISON						
POS	NO	NAME	TIME	NO	NAME	TIME	POS	NO	NAME	IDEAL	BEST	DIFF
									PERFECT LAP	1:32.078		
1	60	BAKER	53.358	72	O'BRIEN	38.720	1	72	O'BRIEN	1:32.446	1:32.646	0.200
2	92	WOOD	53.450	86	SHOUBRIDGE	39.133	2	86	SHOUBRIDGE	1:32.692	1:33.057	0.365
3	86	SHOUBRIDGE	53.559	62	SILVAIN	39.171	3	62	SILVAIN	1:32.821	1:32.937	0.116
4	62	SILVAIN	53.650	92	WOOD	39.454	4	60	BAKER	1:32.865	1:33.030	0.165
5	39	MORGAN	53.685	60	BAKER	39.507	5	92	WOOD	1:32.904	1:33.000	0.096
6	72	O'BRIEN	53.726	17	BAKER	39.696	6	39	MORGAN	1:33.483	1:33.551	0.068
7	40	PATMORE	54.098	136	BROWN	39.730	7	40	PATMORE	1:33.978	1:34.051	0.073
8	29	BRIDGER	54.180	117	STANIFORTH	39.741	8	29	BRIDGER	1:34.041	1:34.084	0.043
9	16	WALSH	54.290	39	MORGAN	39.798	9	17	BAKER	1:34.126	1:34.155	0.029
10	17	BAKER	54.430	29	BRIDGER	39.861	10	136	BROWN	1:34.267	1:34.267	0.000
11	98	DICKINSON	54.480	40	PATMORE	39.880	11	16	WALSH	1:34.280	1:34.369	0.089
12	136	BROWN	54.537	16	WALSH	39.990	12	98	DICKINSON	1:34.802	1:34.976	0.174
13	117	STANIFORTH	55.152	98	DICKINSON	40.322	13	117	STANIFORTH	1:34.893	1:35.135	0.242
14	59	HEWSON	55.569	59	HEWSON	40.647	14	59	HEWSON	1:36.216	1:36.221	0.005
15	143	PALMER	55.943	272	JOHNSON	40.652	15	272	JOHNSON	1:36.776	1:36.822	0.046
16	127	HINDLE	56.069	127	HINDLE	41.260	16	127	HINDLE	1:37.329	1:37.329	0.000
17	272	JOHNSON	56.124	35	CRESSWELL	41.335	17	143	PALMER	1:37.353	1:37.361	0.008
18	35	CRESSWELL	56.399	143	PALMER	41.410	18	35	CRESSWELL	1:37.734	1:38.173	0.439
19	76	BYARD	56.607	76	BYARD	41.553	19	76	BYARD	1:38.160	1:38.371	0.211
20	32	MORRIS	57.516	258	FRIEND	41.825	20	32	MORRIS	1:39.351	1:39.351	0.000
21	258	FRIEND	57.540	32	MORRIS	41.835	21	258	FRIEND	1:39.365	1:39.815	0.450
22	24	SMITH	57.549	78	THOMAS	41.847	22	78	THOMAS	1:39.536	1:40.022	0.486
23	83	SIGGS	57.686	83	SIGGS	42.124	23	83	SIGGS	1:39.810	1:40.122	0.312
24	78	THOMAS	57.689	24	SMITH	42.445	24	24	SMITH	1:39.994	1:40.082	0.088
25	333	HOUGHTON	58.096	91	CHERRETT	42.749	25	333	HOUGHTON	1:40.874	1:41.033	0.159
26	128	CLARKE	58.910	333	HOUGHTON	42.778	26	91	CHERRETT	1:41.705	1:41.916	0.211
27	91	CHERRETT	58.956	128	CLARKE	42.915	27	128	CLARKE	1:41.825	1:41.968	0.143

Weather / Track : Bright / Dry

Results can be found at www.tsl-timing.com

Cadwell Park

Circuit Length = 2.1800 miles

Start: 15:14 Flag 15:28 End: 15:30

Printed - 15:40 Saturday, 03 August 2019



RACE 8 - GRID (11 Laps)

ROW 11	31	1:41.033	333	Andrew HOUGHTON	1		1									
ROW 10			28	46	Simon GATES		29	116	Matthew WREN		30	1	Barry CHAMBERLAIN			
ROW 9	25	1:41.916	91	Michael CHERRETT		26	1:41.968	128	Kevin CLARKE		27	175	Mark KENDLE			
ROW 8			22	1:40.022	78	Jamie THOMAS		23	1:40.082	24	Alan SMITH		24	1:40.122	83	Jason SIGGS
ROW 7	19	1:38.371	76	Jason BYARD		20	1:39.351	32	Martin MORRIS		21	1:39.815	258	Ande FRIEND		
ROW 6			16	1:37.329	127	George HINDLE		17	1:37.361	143	Steve PALMER		18	1:38.173	35	Robert CRESSWELL
ROW 5	13	1:35.135	117	Aaron STANIFORTH		14	1:36.221	59	Dave HEWSON		15	1:36.822	272	Daniel JOHNSON		
ROW 4			10	1:34.267	136	Dean BROWN		11	1:34.369	16	Glenn WALSH		12	1:34.976	98	Rick DICKINSON
ROW 3	7	1:34.051	40	Aiden PATMORE		8	1:34.084	29	Mark BRIDGER		9	1:34.155	17	Philip BAKER		
ROW 2			4	1:33.030	60	Peter BAKER		5	1:33.057	86	David SHOUBRIDGE		6	1:33.551	39	Max MORGAN
ROW 1	1	1:32.646	72	Michael O'BRIEN		2	1:32.937	62	Kevin SILVAIN		3	1:33.000	92	Josh WOOD		
				Pole												

Cadwell Park
Circuit Length = 2.1800 miles

These results are provisional until the conclusion of any judicial and technical matters.

Clerk Of Course :	Steward :	Timekeeper :
-------------------	-----------	--------------

Results can be found at www.tsl-timing.com

Printed - 15:42 Saturday, 03 August 2019



BMCRC - MRO Championships 2019 - Rnd 7 @ Cadwell Park

Reactive Parts MRO Powerbikes inc Racebuykz.com MRO Clubman 1000



RACE 8 - CLASSIFICATION

POS	NO	CL	PIC NAME	ENTRY	LAPS	TIME	GAP	DIFF	MPH	BEST	ON
1	92		1 Josh WOOD	Kawasaki - IAN BELT / Murlec	11	17:13.297			83.54	1:32.739	4
2	62		2 Kevin SILVAIN	Yamaha - KSAUTOS / Croucher Needham	11	17:13.513	0.216	0.216	83.52	1:32.173	4
3	72		3 Michael O'BRIEN	Yamaha -	11	17:13.696	0.399	0.183	83.51	1:32.614	4
4	60		4 Peter BAKER	Kawasaki - Dodfrey Engineering	11	17:14.370	1.073	0.674	83.46	1:32.659	6
5	86		5 David SHOUBRIDGE	Ducati - Old Garage Legends	11	17:14.874	1.577	0.504	83.41	1:32.550	10
6	29	C	1 Mark BRIDGER	Yamaha - Moremoto	11	17:26.207	12.910	11.333	82.51	1:33.719	4
7	17		6 Philip BAKER	BMW - Ashford accident repair center Godfrey plas	11	17:26.338	13.041	0.131	82.50	1:33.732	4
8	98		7 Rick DICKINSON	BMW - MotorcycleRaceParts.co.uk	11	17:29.716	16.419	3.378	82.24	1:33.363	7
9	16	C	2 Glenn WALSH	BMW - Walters Medical	11	17:30.547	17.250	0.831	82.17	1:33.854	4
10	40		8 Aiden PATMORE	Kawasaki - TBR Performance/NW Roofing	11	17:30.928	17.631	0.381	82.14	1:33.964	6
11	117	C	3 Aaron STANIFORTH	Honda - Dave Seidel racing	11	17:35.271	21.974	4.343	81.80	1:34.099	3
12	272	C	4 Daniel JOHNSON	BMW -	11	17:50.652	37.355	15.381	80.63	1:35.989	11
13	76		9 Jason BYARD	Suzuki - May Construction	11	17:52.527	39.230	1.875	80.49	1:35.998	3
14	59		10 Dave HEWSON	BMW -	11	17:52.760	39.463	0.233	80.47	1:35.550	8
15	35	C	5 Robert CRESSWELL	Kawasaki - ODDJOBROB Racing	11	18:18.115	1:04.818	25.355	78.61	1:37.678	6
16	32		11 Martin MORRIS	Kawasaki - Morris Racing, Obsession Engineering	11	18:18.894	1:05.597	0.779	78.55	1:38.140	7
17	83	C	6 Jason SIGGS	Yamaha - J Siggs Construction	11	18:25.057	1:11.760	6.163	78.12	1:38.398	11
18	333	C	7 Andrew HOUGHTON	Yamaha - Yamaha UK	11	18:25.607	1:12.310	0.550	78.08	1:38.619	11

NOT CLASSIFIED

DNF	39	C	Max MORGAN	Kawasaki - MSS PERFORMANCE	10	15:50.551	1 Lap	1 Lap	82.56	1:33.538	4
DNF	24		Alan SMITH	Kawasaki - Orwells Mcs	7	11:58.816	4 Laps	3 Laps	76.42	1:38.917	4
DNF	127	C	George HINDLE	BMW - GDH Racing	6	10:13.997	5 Laps	1 Lap	76.69	1:36.434	2
DNF	128	C	Kevin CLARKE	Suzuki -	0						

FASTEST LAP

	62		Kevin SILVAIN	Yamaha - KSAUTOS / Croucher Needham	4	1:32.173			85.14 mph	137.02 kph	
	39	C	Max MORGAN	Kawasaki - MSS PERFORMANCE	4	1:33.538			83.90 mph	135.02 kph	

Class - 92.5% of Race Speed = 77.27 mph
 Class C - 92.5% of Race Speed = 76.32 mph

Cadwell Park
 Circuit Length = 2.1800 miles
 Start: 12:05 Flag 12:23 End: 12:24

Weather / Track : Bright / Dry
 These results are provisional until the conclusion of any judicial and technical matters.

Clerk Of Course :	Steward :	Timekeeper :
-------------------	-----------	--------------

Results can be found at www.tsl-timing.com

Printed - 12:25 Sunday, 04 August 2019



BMCRC - MRO Championships 2019 - Rnd 7 @ Cadwell Park

Reactive Parts MRO Powerbikes inc Racebuykz.com MRO Clubman 1000

RACE 8 - LAP CHART

LAP 1 @ 12:07:39.340		
NO	BEHIND	LAP TIME

72		1:39.501
62	0.229	1:39.730
92	1.466	1:40.967
60	2.321	1:41.822
86	2.435	1:41.936
29	3.330	1:42.831
39	4.002	1:43.503
17	4.434	1:43.935
16	4.648	1:44.149
40	5.561	1:45.062
117	5.754	1:45.255
272	6.108	1:45.609
76	6.308	1:45.809
98	6.678	1:46.179
35	7.657	1:47.158
59	9.415	1:48.916
83	9.454	1:48.955
24	9.987	1:49.488
32	10.937	1:50.438
333	10.959	1:50.460
127	27.559	2:07.060

LAP 2 @ 12:09:12.025		
NO	BEHIND	LAP TIME

72		1:32.685
62	0.721	1:33.177
92	1.640	1:32.859
60	2.480	1:32.844
86	3.404	1:33.654
39	4.935	1:33.618
29	5.127	1:34.482
16	6.073	1:34.110
17	6.369	1:34.620
40	7.843	1:34.967
117	8.262	1:35.193
272	9.759	1:36.336
98	10.036	1:36.043
76	11.074	1:37.451
35	12.888	1:37.916
59	14.507	1:37.777
83	16.697	1:39.928
24	17.136	1:39.834
32	17.283	1:39.031
333	18.146	1:39.872
127	31.308	1:36.434

LAP 3 @ 12:10:44.841		
NO	BEHIND	LAP TIME

72		1:32.816
62	0.774	1:32.869
92	1.737	1:32.913
60	2.586	1:32.922
86	3.523	1:32.935
39	6.619	1:34.500
29	6.789	1:34.478
16	7.123	1:33.866
17	7.554	1:34.001
40	9.331	1:34.304
117	9.545	1:34.099
98	11.841	1:34.621
272	13.469	1:36.526

76	14.256	1:35.998
59	18.081	1:36.390
35	18.121	1:38.049
83	23.093	1:39.212
32	23.933	1:39.466
24	24.825	1:40.505
333	25.360	1:40.030
127	35.125	1:36.633

LAP 4 @ 12:12:17.455		
NO	BEHIND	LAP TIME

72		1:32.614
62	0.333	1:32.173
92	1.862	1:32.739
60	3.435	1:33.463
86	3.776	1:32.867
39	7.543	1:33.538
29	7.894	1:33.719
16	8.363	1:33.854
17	8.672	1:33.732
40	10.921	1:34.204
117	11.344	1:34.413
98	13.096	1:33.869
272	17.868	1:37.013
76	19.187	1:37.545
59	22.113	1:36.646
35	23.824	1:38.317
83	29.823	1:39.344
32	30.616	1:39.297
24	31.128	1:38.917
333	31.559	1:38.813
127	39.270	1:36.759

LAP 5 @ 12:13:50.435		
NO	BEHIND	LAP TIME

72		1:32.980
62	0.366	1:33.013
92	1.666	1:32.784
60	3.121	1:32.666
86	3.596	1:32.800
29	8.987	1:34.073
39	8.997	1:34.434
16	9.714	1:34.331
17	9.797	1:34.105
40	12.336	1:34.395
117	13.028	1:34.664
98	13.774	1:33.658
272	21.764	1:36.876
76	23.270	1:37.063
59	25.448	1:36.315
35	28.829	1:37.985
83	36.638	1:39.795
32	36.762	1:39.126
24	37.117	1:38.969
333	37.532	1:38.953
127	46.593	1:40.303

LAP 6 @ 12:15:24.672		
NO	BEHIND	LAP TIME

62		1:33.871
72	0.169	1:34.406
92	0.565	1:33.136
60	1.543	1:32.659

86	2.288	1:32.929
39	8.825	1:34.065
29	8.991	1:34.241
17	9.468	1:33.908
16	10.137	1:34.660
40	12.063	1:33.964
98	13.586	1:34.049
117	14.304	1:35.513
272	24.737	1:37.210
76	25.127	1:36.094
59	27.393	1:36.182
35	32.270	1:37.678
32	41.362	1:38.837
83	42.792	1:40.391
24	42.882	1:40.002
333	43.281	1:39.986
127	49.164	1:36.808

LAP 7 @ 12:16:58.439		
NO	BEHIND	LAP TIME

62		1:33.767
92	0.486	1:33.688
72	0.822	1:34.420
60	1.152	1:33.376
86	1.633	1:33.112
39	9.383	1:34.325
29	9.479	1:34.255
17	10.254	1:34.553
16	11.365	1:34.995
40	12.412	1:34.116
98	13.182	1:33.363
117	15.352	1:34.815
272	27.681	1:36.711
76	28.151	1:36.791
59	29.909	1:36.283
35	37.853	1:39.350
32	45.735	1:38.140
83	49.206	1:40.181
333	49.306	1:39.792
24	1:00.216	1:51.101

LAP 8 @ 12:18:31.940		
NO	BEHIND	LAP TIME

92		1:33.015
62	0.195	1:33.696
60	0.885	1:33.234
72	1.028	1:33.707
86	1.659	1:33.527
29	9.843	1:33.865
39	10.272	1:34.390
17	11.511	1:34.758
16	12.862	1:34.998
40	13.171	1:34.260
98	13.444	1:33.763
117	17.165	1:35.314
272	30.485	1:36.305
76	30.849	1:36.199
59	31.958	1:35.550
35	44.008	1:39.656
32	50.535	1:38.301
83	55.458	1:39.753
333	55.629	1:39.824

LAP 9 @ 12:20:05.699		
NO	BEHIND	LAP TIME

92		1:33.759
62	0.111	1:33.675
72	0.223	1:32.954
60	1.024	1:33.898
86	2.808	1:34.908
29	10.052	1:33.968
39	10.894	1:34.381
17	12.090	1:34.338
16	13.971	1:34.868
40	14.291	1:34.879
98	14.428	1:34.743
117	18.465	1:35.059
272	32.755	1:36.029
76	33.495	1:36.405
59	33.994	1:35.795
35	50.474	1:40.225
32	55.566	1:38.790
83	1:01.588	1:39.889
333	1:01.715	1:39.845

LAP 10 @ 12:21:39.566		
NO	BEHIND	LAP TIME

62		1:33.756
92	0.221	1:34.088
72	0.242	1:33.886
60	0.655	1:33.498
86	1.491	1:32.550
29	10.510	1:34.325
39	10.824	1:33.797
17	12.340	1:34.117
16	15.208	1:35.104
98	15.377	1:34.816
40	15.674	1:35.250
117	20.438	1:35.840
272	34.936	1:36.048
76	35.693	1:36.065
59	36.094	1:35.967
35	57.152	1:40.545
32	1:00.780	1:39.081
83	1:06.932	1:39.211
333	1:07.261	1:39.413

LAP 11 @ 12:23:13.136		
NO	BEHIND	LAP TIME

92		1:33.349
62	0.216	1:33.786
72	0.399	1:33.727
60	1.073	1:33.988
86	1.577	1:33.656
29	12.910	1:35.970
17	13.041	1:34.271
98	16.419	1:34.612
16	17.250	1:35.612
40	17.631	1:35.527
117	21.974	1:35.106
272	37.355	1:35.989
76	39.230	1:37.107
59	39.463	1:36.939
35	1:04.818	1:41.236
32	1:05.597	1:38.387
83	1:11.760	1:38.398

333 1:12.310 1:38.619

Cadwell Park

Circuit Length = 2.1800 miles

Start: 12:05 Flag 12:23 End: 12:24

Weather / Track : Bright / Dry

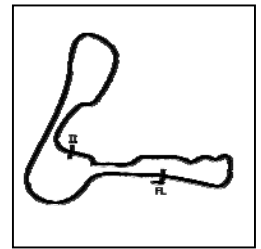
Results can be found at www.tsl-timing.com

Printed - 12:25 Sunday, 04 August 2019

BMCRC - MRO Championships 2019 - Rnd 7 @ Cadwell Park

Reactive Parts MRO Powerbikes inc Racebuykz.com MRO Clubman 1000

RACE 8 - SECTOR ANALYSIS



SECTOR 1 = FL to I1, SECTOR 2 = I1 to FL, DIFF = Difference To Personal Best Lap, P = Crossed Finish Line in Pit Lane, D = Time Disallowed

P1 92		Josh WOOD		Kawasaki - IAN BELT / Murlec		
IDEAL LAP TIME : 1:32.675		BEST LAP TIME : 1:32.739		DIFFERENCE : 0.064		
LAP	SECTOR 1	SECTOR 2	LAP TIME	MPH	DIFF	TIME OF DAY
1 -		39.666	1:40.967	77.72	8.228	12:07:40.806
2 -	53.460	39.399	1:32.859 (3)	84.51	0.120	12:09:13.665
3 -	53.510	39.403	1:32.913	84.46	0.174	12:10:46.578
4 -	53.392	39.347	1:32.739 (1)	84.62		12:12:19.317
5 -	53.328	39.456	1:32.784 (2)	84.58	0.045	12:13:52.101
6 -	53.547	39.589	1:33.136	84.26	0.397	12:15:25.237
7 -	54.022	39.666	1:33.688	83.76	0.949	12:16:58.925
8 -	53.556	39.459	1:33.015	84.37	0.276	12:18:31.940
9 -	53.750	40.009	1:33.759	83.70	1.020	12:20:05.699
10 -	54.306	39.782	1:34.088	83.41	1.349	12:21:39.787
11 -	53.763	39.586	1:33.349	84.07	0.610	12:23:13.136

P2 62		Kevin SILVAIN		Yamaha - KSAUTOS / Croucher Needham		
IDEAL LAP TIME : 1:32.173		BEST LAP TIME : 1:32.173		DIFFERENCE : 0.000		
LAP	SECTOR 1	SECTOR 2	LAP TIME	MPH	DIFF	TIME OF DAY
1 -		39.274	1:39.730	78.69	7.557	12:07:39.569
2 -	53.901	39.276	1:33.177	84.22	1.004	12:09:12.746
3 -	53.465	39.404	1:32.869 (2)	84.50	0.696	12:10:45.615
4 -	53.350	38.823	1:32.173 (1)	85.14		12:12:17.788
5 -	53.709	39.304	1:33.013 (3)	84.37	0.840	12:13:50.801
6 -	54.034	39.837	1:33.871	83.60	1.698	12:15:24.672
7 -	54.060	39.707	1:33.767	83.69	1.594	12:16:58.439
8 -	54.374	39.322	1:33.696	83.76	1.523	12:18:32.135
9 -	54.269	39.406	1:33.675	83.77	1.502	12:20:05.810
10 -	53.946	39.810	1:33.756	83.70	1.583	12:21:39.566
11 -	54.399	39.387	1:33.786	83.68	1.613	12:23:13.352

P3 72		Michael O'BRIEN		Yamaha -		
IDEAL LAP TIME : 1:32.614		BEST LAP TIME : 1:32.614		DIFFERENCE : 0.000		
LAP	SECTOR 1	SECTOR 2	LAP TIME	MPH	DIFF	TIME OF DAY
1 -		39.299	1:39.501	78.87	6.887	12:07:39.340
2 -	53.853	38.832	1:32.685 (2)	84.67	0.071	12:09:12.025
3 -	53.951	38.865	1:32.816 (3)	84.55	0.202	12:10:44.841
4 -	53.786	38.828	1:32.614 (1)	84.73		12:12:17.455
5 -	53.802	39.178	1:32.980	84.40	0.366	12:13:50.435
6 -	54.924	39.482	1:34.406	83.13	1.792	12:15:24.841
7 -	54.907	39.513	1:34.420	83.11	1.806	12:16:59.261
8 -	54.490	39.217	1:33.707	83.75	1.093	12:18:32.968
9 -	53.844	39.110	1:32.954	84.42	0.340	12:20:05.922
10 -	54.268	39.618	1:33.886	83.59	1.272	12:21:39.808
11 -	54.327	39.400	1:33.727	83.73	1.113	12:23:13.535

P4 60		Peter BAKER		Kawasaki - Dodfrey Engineering		
IDEAL LAP TIME : 1:32.454		BEST LAP TIME : 1:32.659		DIFFERENCE : 0.205		
LAP	SECTOR 1	SECTOR 2	LAP TIME	MPH	DIFF	TIME OF DAY
1 -		39.869	1:41.822	77.07	9.163	12:07:41.661
2 -	53.477	39.367	1:32.844 (3)	84.52	0.185	12:09:14.505
3 -	53.291	39.631	1:32.922	84.45	0.263	12:10:47.427
4 -	53.928	39.535	1:33.463	83.96	0.804	12:12:20.890
5 -	53.503	39.163	1:32.666 (2)	84.69	0.007	12:13:53.556
6 -	53.490	39.169	1:32.659 (1)	84.69		12:15:26.215
7 -	53.849	39.527	1:33.376	84.04	0.717	12:16:59.591
8 -	53.703	39.531	1:33.234	84.17	0.575	12:18:32.825
9 -	54.064	39.834	1:33.898	83.58	1.239	12:20:06.723
10 -	53.934	39.564	1:33.498	83.93	0.839	12:21:40.221
11 -	54.291	39.697	1:33.988	83.50	1.329	12:23:14.209

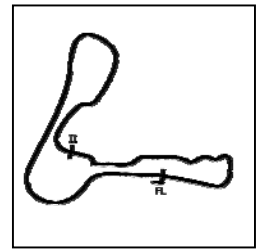
Weather / Track : Bright / Dry

Cadwell Park
Circuit Length = 2.1800 miles
Start: 12:05 Flag 12:23 End: 12:24

BMCRC - MRO Championships 2019 - Rnd 7 @ Cadwell Park

Reactive Parts MRO Powerbikes inc Racebuykz.com MRO Clubman 1000

RACE 8 - SECTOR ANALYSIS



SECTOR 1 = FL to I1, SECTOR 2 = I1 to FL, DIFF = Difference To Personal Best Lap, P = Crossed Finish Line in Pit Lane, D = Time Disallowed

P5 86		David SHOUBRIDGE		Ducati - Old Garage Legends		
IDEAL LAP TIME : 1:32.081		BEST LAP TIME : 1:32.550		DIFFERENCE : 0.469		
LAP	SECTOR 1	SECTOR 2	LAP TIME	MPH	DIFF	TIME OF DAY
1 -		40.154	1:41.936	76.98	9.386	12:07:41.775
2 -	53.986	39.668	1:33.654	83.79	1.104	12:09:15.429
3 -	53.519	39.416	1:32.935	84.44	0.385	12:10:48.364
4 -	53.237	39.630	1:32.867 (3)	84.50	0.317	12:12:21.231
5 -	53.376	39.424	1:32.800 (2)	84.56	0.250	12:13:54.031
6 -	53.363	39.566	1:32.929	84.45	0.379	12:15:26.960
7 -	53.469	39.643	1:33.112	84.28	0.562	12:17:00.072
8 -	53.953	39.574	1:33.527	83.91	0.977	12:18:33.599
9 -	55.636	39.272	1:34.908	82.69	2.358	12:20:08.507
10 -	53.706	38.844	1:32.550 (1)	84.79		12:21:41.057
11 -	53.671	39.985	1:33.656	83.79	1.106	12:23:14.713

P6 29 C		Mark BRIDGER		Yamaha - Moremoto		
IDEAL LAP TIME : 1:33.511		BEST LAP TIME : 1:33.719		DIFFERENCE : 0.208		
LAP	SECTOR 1	SECTOR 2	LAP TIME	MPH	DIFF	TIME OF DAY
1 -		40.107	1:42.831	76.31	9.112	12:07:42.670
2 -	54.758	39.724	1:34.482	83.06	0.763	12:09:17.152
3 -	54.718	39.760	1:34.478	83.06	0.759	12:10:51.630
4 -	54.152	39.567	1:33.719 (1)	83.74		12:12:25.349
5 -	54.245	39.828	1:34.073	83.42	0.354	12:13:59.422
6 -	54.382	39.859	1:34.241	83.27	0.522	12:15:33.663
7 -	54.461	39.794	1:34.255	83.26	0.536	12:17:07.918
8 -	54.506	39.359	1:33.865 (2)	83.61	0.146	12:18:41.783
9 -	54.445	39.523	1:33.968 (3)	83.51	0.249	12:20:15.751
10 -	54.394	39.931	1:34.325	83.20	0.606	12:21:50.076
11 -	55.274	40.696	1:35.970	81.77	2.251	12:23:26.046

P7 17		Philip BAKER		BMW - Ashford accident repair center Godfrey plastering servic		
IDEAL LAP TIME : 1:33.732		BEST LAP TIME : 1:33.732		DIFFERENCE : 0.000		
LAP	SECTOR 1	SECTOR 2	LAP TIME	MPH	DIFF	TIME OF DAY
1 -		40.460	1:43.935	75.50	10.203	12:07:43.774
2 -	54.484	40.136	1:34.620	82.94	0.888	12:09:18.394
3 -	54.168	39.833	1:34.001 (3)	83.48	0.269	12:10:52.395
4 -	54.113	39.619	1:33.732 (1)	83.72		12:12:26.127
5 -	54.307	39.798	1:34.105	83.39	0.373	12:14:00.232
6 -	54.138	39.770	1:33.908 (2)	83.57	0.176	12:15:34.140
7 -	54.729	39.824	1:34.553	83.00	0.821	12:17:08.693
8 -	54.537	40.221	1:34.758	82.82	1.026	12:18:43.451
9 -	54.606	39.732	1:34.338	83.19	0.606	12:20:17.789
10 -	54.473	39.644	1:34.117	83.38	0.385	12:21:51.906
11 -	54.612	39.659	1:34.271	83.25	0.539	12:23:26.177

P8 98		Rick DICKINSON		BMW - MotorcycleRaceParts.co.uk		
IDEAL LAP TIME : 1:33.363		BEST LAP TIME : 1:33.363		DIFFERENCE : 0.000		
LAP	SECTOR 1	SECTOR 2	LAP TIME	MPH	DIFF	TIME OF DAY
1 -		40.975	1:46.179	73.91	12.816	12:07:46.018
2 -	55.341	40.702	1:36.043	81.71	2.680	12:09:22.061
3 -	54.630	39.991	1:34.621	82.94	1.258	12:10:56.682
4 -	54.063	39.806	1:33.869	83.60	0.506	12:12:30.551
5 -	53.934	39.724	1:33.658 (2)	83.79	0.295	12:14:04.209
6 -	54.249	39.800	1:34.049	83.44	0.686	12:15:38.258
7 -	53.856	39.507	1:33.363 (1)	84.05		12:17:11.621
8 -	53.944	39.819	1:33.763 (3)	83.70	0.400	12:18:45.384
9 -	54.741	40.002	1:34.743	82.83	1.380	12:20:20.127
10 -	54.836	39.980	1:34.816	82.77	1.453	12:21:54.943
11 -	54.301	40.311	1:34.612	82.95	1.249	12:23:29.555

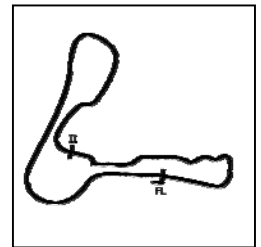
Weather / Track : Bright / Dry

Cadwell Park
Circuit Length = 2.1800 miles
Start: 12:05 Flag 12:23 End: 12:24

BMCRC - MRO Championships 2019 - Rnd 7 @ Cadwell Park

Reactive Parts MRO Powerbikes inc Racebuykz.com MRO Clubman 1000

RACE 8 - SECTOR ANALYSIS



SECTOR 1 = FL to I1, SECTOR 2 = I1 to FL, DIFF = Difference To Personal Best Lap, P = Crossed Finish Line in Pit Lane, D = Time Disallowed

P9 16 C		Glenn WALSH		BMW - Walters Medical		
IDEAL LAP TIME : 1:33.741		BEST LAP TIME : 1:33.854		DIFFERENCE : 0.113		
LAP	SECTOR 1	SECTOR 2	LAP TIME	MPH	DIFF	TIME OF DAY
1 -		40.255	1:44.149	75.35	10.295	12:07:43.988
2 -	54.336	39.774	1:34.110 (3)	83.39	0.256	12:09:18.098
3 -	53.967	39.899	1:33.866 (2)	83.60	0.012	12:10:51.964
4 -	54.077	39.777	1:33.854 (1)	83.61		12:12:25.818
5 -	54.037	40.294	1:34.331	83.19	0.477	12:14:00.149
6 -	54.515	40.145	1:34.660	82.90	0.806	12:15:34.809
7 -	54.798	40.197	1:34.995	82.61	1.141	12:17:09.804
8 -	54.910	40.088	1:34.998	82.61	1.144	12:18:44.802
9 -	54.809	40.059	1:34.868	82.72	1.014	12:20:19.670
10 -	55.062	40.042	1:35.104	82.52	1.250	12:21:54.774
11 -	55.196	40.416	1:35.612	82.08	1.758	12:23:30.386

P10 40		Aiden PATMORE		Kawasaki - TBR Performance/NW Roofing		
IDEAL LAP TIME :		BEST LAP TIME : 1:33.964		DIFFERENCE :		
LAP	SECTOR 1	SECTOR 2	LAP TIME	MPH	DIFF	TIME OF DAY
1 -			1:45.062	74.69	11.098	12:07:44.901
2 -			1:34.967	82.63	1.003	12:09:19.868
3 -			1:34.304	83.22	0.340	12:10:54.172
4 -			1:34.204 (3)	83.30	0.240	12:12:28.376
5 -			1:34.395	83.14	0.431	12:14:02.771
6 -			1:33.964 (1)	83.52		12:15:36.735
7 -			1:34.116 (2)	83.38	0.152	12:17:10.851
8 -			1:34.260	83.25	0.296	12:18:45.111
9 -			1:34.879	82.71	0.915	12:20:19.990
10 -			1:35.250	82.39	1.286	12:21:55.240
11 -			1:35.527	82.15	1.563	12:23:30.767

P11 117 C		Aaron STANIFORTH		Honda - Dave Seidel racing		
IDEAL LAP TIME : 1:33.927		BEST LAP TIME : 1:34.099		DIFFERENCE : 0.172		
LAP	SECTOR 1	SECTOR 2	LAP TIME	MPH	DIFF	TIME OF DAY
1 -		41.033	1:45.255	74.56	11.156	12:07:45.094
2 -	54.866	40.327	1:35.193	82.44	1.094	12:09:20.287
3 -	54.433	39.666	1:34.099 (1)	83.40		12:10:54.386
4 -	54.261	40.152	1:34.413 (2)	83.12	0.314	12:12:28.799
5 -	54.737	39.927	1:34.664 (3)	82.90	0.565	12:14:03.463
6 -	55.340	40.173	1:35.513	82.16	1.414	12:15:38.976
7 -	54.800	40.015	1:34.815	82.77	0.716	12:17:13.791
8 -	55.144	40.170	1:35.314	82.33	1.215	12:18:49.105
9 -	55.072	39.987	1:35.059	82.55	0.960	12:20:24.164
10 -	55.622	40.218	1:35.840	81.88	1.741	12:22:00.004
11 -	54.649	40.457	1:35.106	82.51	1.007	12:23:35.110

P12 272 C		Daniel JOHNSON		BMW -		
IDEAL LAP TIME : 1:35.627		BEST LAP TIME : 1:35.989		DIFFERENCE : 0.362		
LAP	SECTOR 1	SECTOR 2	LAP TIME	MPH	DIFF	TIME OF DAY
1 -		41.025	1:45.609	74.31	9.620	12:07:45.448
2 -	55.754	40.582	1:36.336	81.46	0.347	12:09:21.784
3 -	55.864	40.662	1:36.526	81.30	0.537	12:10:58.310
4 -	56.207	40.806	1:37.013	80.89	1.024	12:12:35.323
5 -	56.098	40.778	1:36.876	81.01	0.887	12:14:12.199
6 -	56.212	40.998	1:37.210	80.73	1.221	12:15:49.409
7 -	56.172	40.539	1:36.711	81.14	0.722	12:17:26.120
8 -	55.813	40.492	1:36.305	81.49	0.316	12:19:02.425
9 -	55.882	40.147	1:36.029 (2)	81.72	0.040	12:20:38.454
10 -	55.861	40.187	1:36.048 (3)	81.70	0.059	12:22:14.502
11 -	55.480	40.509	1:35.989 (1)	81.76		12:23:50.491

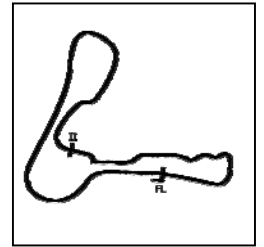
Weather / Track : Bright / Dry

Cadwell Park
Circuit Length = 2.1800 miles
Start: 12:05 Flag 12:23 End: 12:24

BMCRC - MRO Championships 2019 - Rnd 7 @ Cadwell Park

Reactive Parts MRO Powerbikes inc Racebuykz.com MRO Clubman 1000

RACE 8 - SECTOR ANALYSIS



SECTOR 1 = FL to I1, SECTOR 2 = I1 to FL, DIFF = Difference To Personal Best Lap, P = Crossed Finish Line in Pit Lane, D = Time Disallowed

P13 76		Jason BYARD		Suzuki - May Construction		
IDEAL LAP TIME : 1:35.848		BEST LAP TIME : 1:35.998		DIFFERENCE : 0.150		
LAP	SECTOR 1	SECTOR 2	LAP TIME	MPH	DIFF	TIME OF DAY
1 -		40.881	1:45.809	74.17	9.811	12:07:45.648
2 -	56.278	41.173	1:37.451	80.53	1.453	12:09:23.099
3 -	55.531	40.467	1:35.998 (1)	81.75		12:10:59.097
4 -	56.546	40.999	1:37.545	80.45	1.547	12:12:36.642
5 -	56.251	40.812	1:37.063	80.85	1.065	12:14:13.705
6 -	55.648	40.446	1:36.094 (3)	81.67	0.096	12:15:49.799
7 -	56.329	40.462	1:36.791	81.08	0.793	12:17:26.590
8 -	55.855	40.344	1:36.199	81.58	0.201	12:19:02.789
9 -	55.969	40.436	1:36.405	81.40	0.407	12:20:39.194
10 -	55.626	40.439	1:36.065 (2)	81.69	0.067	12:22:15.259
11 -	55.504	41.603	1:37.107	80.81	1.109	12:23:52.366

P14 59		Dave HEWSON		BMW -		
IDEAL LAP TIME : 1:35.525		BEST LAP TIME : 1:35.550		DIFFERENCE : 0.025		
LAP	SECTOR 1	SECTOR 2	LAP TIME	MPH	DIFF	TIME OF DAY
1 -		42.291	1:48.916	72.05	13.366	12:07:48.755
2 -	56.531	41.246	1:37.777	80.26	2.227	12:09:26.532
3 -	55.664	40.726	1:36.390	81.41	0.840	12:11:02.922
4 -	55.849	40.797	1:36.646	81.20	1.096	12:12:39.568
5 -	55.689	40.626	1:36.315	81.48	0.765	12:14:15.883
6 -	55.515	40.667	1:36.182	81.59	0.632	12:15:52.065
7 -	55.701	40.582	1:36.283	81.51	0.733	12:17:28.348
8 -	55.295	40.255	1:35.550 (1)	82.13		12:19:03.898
9 -	55.270	40.525	1:35.795 (2)	81.92	0.245	12:20:39.693
10 -	55.372	40.595	1:35.967 (3)	81.77	0.417	12:22:15.660
11 -	55.586	41.353	1:36.939	80.95	1.389	12:23:52.599

P15 35 C		Robert CRESSWELL		Kawasaki - ODDJOBROB Racing		
IDEAL LAP TIME : 1:37.678		BEST LAP TIME : 1:37.678		DIFFERENCE : 0.000		
LAP	SECTOR 1	SECTOR 2	LAP TIME	MPH	DIFF	TIME OF DAY
1 -		41.446	1:47.158	73.23	9.480	12:07:46.997
2 -	56.623	41.293	1:37.916 (2)	80.15	0.238	12:09:24.913
3 -	56.558	41.491	1:38.049	80.04	0.371	12:11:02.962
4 -	56.917	41.400	1:38.317	79.82	0.639	12:12:41.279
5 -	56.416	41.569	1:37.985 (3)	80.09	0.307	12:14:19.264
6 -	56.399	41.279	1:37.678 (1)	80.34		12:15:56.942
7 -	57.464	41.886	1:39.350	78.99	1.672	12:17:36.292
8 -	57.628	42.028	1:39.656	78.75	1.978	12:19:15.948
9 -	57.869	42.356	1:40.225	78.30	2.547	12:20:56.173
10 -	58.334	42.211	1:40.545	78.05	2.867	12:22:36.718
11 -	58.609	42.627	1:41.236	77.52	3.558	12:24:17.954

P16 32		Martin MORRIS		Kawasaki - Morris Racing, Obsession Engineering		
IDEAL LAP TIME : 1:37.985		BEST LAP TIME : 1:38.140		DIFFERENCE : 0.155		
LAP	SECTOR 1	SECTOR 2	LAP TIME	MPH	DIFF	TIME OF DAY
1 -		42.844	1:50.438	71.06	12.298	12:07:50.277
2 -	57.477	41.554	1:39.031	79.24	0.891	12:09:29.308
3 -	57.708	41.758	1:39.466	78.90	1.326	12:11:08.774
4 -	57.571	41.726	1:39.297	79.03	1.157	12:12:48.071
5 -	57.072	42.054	1:39.126	79.17	0.986	12:14:27.197
6 -	57.271	41.566	1:38.837	79.40	0.697	12:16:06.034
7 -	56.947	41.193	1:38.140 (1)	79.96		12:17:44.174
8 -	56.792	41.509	1:38.301 (2)	79.83	0.161	12:19:22.475
9 -	57.112	41.678	1:38.790	79.44	0.650	12:21:01.265
10 -	57.198	41.883	1:39.081	79.20	0.941	12:22:40.346
11 -	56.926	41.461	1:38.387 (3)	79.76	0.247	12:24:18.733

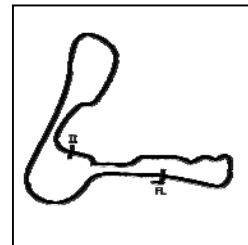
Weather / Track : Bright / Dry

Cadwell Park
Circuit Length = 2.1800 miles
Start: 12:05 Flag 12:23 End: 12:24

BMCRC - MRO Championships 2019 - Rnd 7 @ Cadwell Park

Reactive Parts MRO Powerbikes inc Racebuykz.com MRO Clubman 1000

RACE 8 - SECTOR ANALYSIS



SECTOR 1 = FL to I1, SECTOR 2 = I1 to FL, DIFF = Difference To Personal Best Lap, P = Crossed Finish Line in Pit Lane, D = Time Disallowed

P17 83 C		Jason SIGGS		Yamaha - J Siggs Construction		
IDEAL LAP TIME : 1:38.398		BEST LAP TIME : 1:38.398		DIFFERENCE : 0.000		
LAP	SECTOR 1	SECTOR 2	LAP TIME	MPH	DIFF	TIME OF DAY
1 -		42.490	1:48.955	72.02	10.557	12:07:48.794
2 -	57.713	42.215	1:39.928	78.53	1.530	12:09:28.722
3 -	57.380	41.832	1:39.212 (3)	79.10	0.814	12:11:07.934
4 -	57.338	42.006	1:39.344	78.99	0.946	12:12:47.278
5 -	57.634	42.161	1:39.795	78.64	1.397	12:14:27.073
6 -	58.219	42.172	1:40.391	78.17	1.993	12:16:07.464
7 -	57.790	42.391	1:40.181	78.33	1.783	12:17:47.645
8 -	57.744	42.009	1:39.753	78.67	1.355	12:19:27.398
9 -	58.098	41.791	1:39.889	78.56	1.491	12:21:07.287
10 -	57.678	41.533	1:39.211 (2)	79.10	0.813	12:22:46.498
11 -	57.040	41.358	1:38.398 (1)	79.75		12:24:24.896

P18 333 C		Andrew HOUGHTON		Yamaha - Yamaha UK		
IDEAL LAP TIME : 1:38.219		BEST LAP TIME : 1:38.619		DIFFERENCE : 0.400		
LAP	SECTOR 1	SECTOR 2	LAP TIME	MPH	DIFF	TIME OF DAY
1 -		43.147	1:50.460	71.04	11.841	12:07:50.299
2 -	57.821	42.051	1:39.872	78.58	1.253	12:09:30.171
3 -	57.534	42.496	1:40.030	78.45	1.411	12:11:10.201
4 -	56.862	41.951	1:38.813 (2)	79.42	0.194	12:12:49.014
5 -	56.883	42.070	1:38.953 (3)	79.31	0.334	12:14:27.967
6 -	57.843	42.143	1:39.986	78.49	1.367	12:16:07.953
7 -	57.521	42.271	1:39.792	78.64	1.173	12:17:47.745
8 -	57.866	41.958	1:39.824	78.61	1.205	12:19:27.569
9 -	58.147	41.698	1:39.845	78.60	1.226	12:21:07.414
10 -	57.694	41.719	1:39.413	78.94	0.794	12:22:46.827
11 -	57.262	41.357	1:38.619 (1)	79.57		12:24:25.446

P19 39 C		Max MORGAN		Kawasaki - MSS PERFORMANCE		
IDEAL LAP TIME : 1:33.151		BEST LAP TIME : 1:33.538		DIFFERENCE : 0.387		
LAP	SECTOR 1	SECTOR 2	LAP TIME	MPH	DIFF	TIME OF DAY
1 -		40.090	1:43.503	75.82	9.965	12:07:43.342
2 -	53.691	39.927	1:33.618 (2)	83.83	0.080	12:09:16.960
3 -	54.654	39.846	1:34.500	83.04	0.962	12:10:51.460
4 -	53.675	39.863	1:33.538 (1)	83.90		12:12:24.998
5 -	54.228	40.206	1:34.434	83.10	0.896	12:13:59.432
6 -	54.206	39.859	1:34.065	83.43	0.527	12:15:33.497
7 -	54.247	40.078	1:34.325	83.20	0.787	12:17:07.822
8 -	54.913	39.477	1:34.390	83.14	0.852	12:18:42.212
9 -	54.905	39.476	1:34.381	83.15	0.843	12:20:16.593
10 -	53.841	39.956	1:33.797 (3)	83.67	0.259	12:21:50.390

P20 24		Alan SMITH		Kawasaki - Orwells Mcs		
IDEAL LAP TIME : 1:38.721		BEST LAP TIME : 1:38.917		DIFFERENCE : 0.196		
LAP	SECTOR 1	SECTOR 2	LAP TIME	MPH	DIFF	TIME OF DAY
1 -		42.637	1:49.488	71.67	10.571	12:07:49.327
2 -	57.386	42.448	1:39.834 (3)	78.61	0.917	12:09:29.161
3 -	58.218	42.287	1:40.505	78.08	1.588	12:11:09.666
4 -	57.034	41.883	1:38.917 (1)	79.33		12:12:48.583
5 -	56.838	42.131	1:38.969 (2)	79.29	0.052	12:14:27.552
6 -	58.056	41.946	1:40.002	78.47	1.085	12:16:07.554
7 -	1:08.221	42.880	1:51.101	70.63	12.184	12:17:58.655

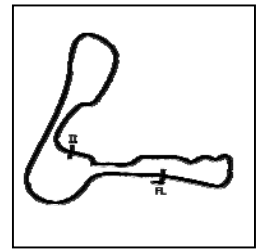
Weather / Track : Bright / Dry

Cadwell Park
Circuit Length = 2.1800 miles
Start: 12:05 Flag 12:23 End: 12:24

BMCRC - MRO Championships 2019 - Rnd 7 @ Cadwell Park

Reactive Parts MRO Powerbikes inc Racebuykz.com MRO Clubman 1000

RACE 8 - SECTOR ANALYSIS



SECTOR 1 = FL to I1, SECTOR 2 = I1 to FL, DIFF = Difference To Personal Best Lap, P = Crossed Finish Line in Pit Lane, D = Time Disallowed

P21 127 C		George HINDLE		BMW - GDH Racing		
IDEAL LAP TIME : 1:36.279		BEST LAP TIME : 1:36.434		DIFFERENCE : 0.155		
LAP	SECTOR 1	SECTOR 2	LAP TIME	MPH	DIFF	TIME OF DAY
1 -		41.865	2:07.060	61.76	30.626	12:08:06.899
2 -	55.476	40.958	1:36.434 (1)	81.38		12:09:43.333
3 -	55.745	40.888	1:36.633 (2)	81.21	0.199	12:11:19.966
4 -	55.683	41.076	1:36.759 (3)	81.10	0.325	12:12:56.725
5 -	57.921	42.382	1:40.303	78.24	3.869	12:14:37.028
6 -	55.391	41.417	1:36.808	81.06	0.374	12:16:13.836

Weather / Track : Bright / Dry

Results can be found at www.tsl-timing.com

Page 6 of 6

Cadwell Park
Circuit Length = 2.1800 miles
Start: 12:05 Flag 12:23 End: 12:24

Printed - 12:25 Sunday, 04 August 2019

BMCRC - MRO Championships 2019 - Rnd 7 @ Cadwell Park

Reactive Parts MRO Powerbikes inc Racebuykz.com MRO Clubman 1000

RACE 8 - BEST SECTORS

SECTOR 1			SECTOR 2			IDEAL / BEST COMPARISON						
POS	NO	NAME	TIME	NO	NAME	TIME	POS	NO	NAME	IDEAL	BEST	DIFF
									PERFECT LAP	1:32.060		
1	86	SHOUBRIDGE	53.237	62	SILVAIN	38.823	1	86	SHOUBRIDGE	1:32.081	1:32.550	0.469
2	60	BAKER	53.291	72	O'BRIEN	38.828	2	62	SILVAIN	1:32.173	1:32.173	0.000
3	92	WOOD	53.328	86	SHOUBRIDGE	38.844	3	60	BAKER	1:32.454	1:32.659	0.205
4	62	SILVAIN	53.350	60	BAKER	39.163	4	72	O'BRIEN	1:32.614	1:32.614	0.000
5	39	MORGAN	53.675	92	WOOD	39.347	5	92	WOOD	1:32.675	1:32.739	0.064
6	72	O'BRIEN	53.786	29	BRIDGER	39.359	6	39	MORGAN	1:33.151	1:33.538	0.387
7	98	DICKINSON	53.856	39	MORGAN	39.476	7	98	DICKINSON	1:33.363	1:33.363	0.000
8	16	WALSH	53.967	98	DICKINSON	39.507	8	29	BRIDGER	1:33.511	1:33.719	0.208
9	17	BAKER	54.113	17	BAKER	39.619	9	17	BAKER	1:33.732	1:33.732	0.000
10	29	BRIDGER	54.152	117	STANIFORTH	39.666	10	16	WALSH	1:33.741	1:33.854	0.113
11	117	STANIFORTH	54.261	16	WALSH	39.774	11	117	STANIFORTH	1:33.927	1:34.099	0.172
12	59	HEWSON	55.270	272	JOHNSON	40.147	12	59	HEWSON	1:35.525	1:35.550	0.025
13	127	HINDLE	55.391	59	HEWSON	40.255	13	272	JOHNSON	1:35.627	1:35.989	0.362
14	272	JOHNSON	55.480	76	BYARD	40.344	14	76	BYARD	1:35.848	1:35.998	0.150
15	76	BYARD	55.504	127	HINDLE	40.888	15	127	HINDLE	1:36.279	1:36.434	0.155
16	35	CRESSWELL	56.399	32	MORRIS	41.193	16	35	CRESSWELL	1:37.678	1:37.678	0.000
17	32	MORRIS	56.792	35	CRESSWELL	41.279	17	32	MORRIS	1:37.985	1:38.140	0.155
18	24	SMITH	56.838	333	HOUGHTON	41.357	18	333	HOUGHTON	1:38.219	1:38.619	0.400
19	333	HOUGHTON	56.862	83	SIGGS	41.358	19	83	SIGGS	1:38.398	1:38.398	0.000
20	83	SIGGS	57.040	24	SMITH	41.883	20	24	SMITH	1:38.721	1:38.917	0.196
21							21	40	PATMORE		1:33.964	
22												

Weather / Track : Bright / Dry

Results can be found at www.tsl-timing.com

Cadwell Park
Circuit Length = 2.1800 miles
Start: 12:05 Flag 12:23 End: 12:24

Printed - 12:25 Sunday, 04 August 2019



RACE 18 - GRID (11 Laps)

ROW 11	31	1:38.619	333	Andrew HOUGHTON	1		1							
ROW 10			28	46	Simon GATES	29	116	Matthew WREN	30	1	Barry CHAMBERLAIN			
ROW 9	25		78	Jamie THOMAS	26	91	Michael CHERRETT	27	175	Mark KENDLE				
ROW 8			22	136	Dean BROWN	23	143	Steve PALMER	24	258	Ande FRIEND			
ROW 7	19	1:38.398	83	Jason SIGGS	20	1:38.917	24	Alan SMITH	21	128	Kevin CLARKE			
ROW 6			16	1:36.434	127	George HINDLE	17	1:37.678	35	Robert CRESSWELL	18	1:38.140	32	Martin MORRIS
ROW 5	13	1:35.550	59	Dave HEWSON	14	1:35.989	272	Daniel JOHNSON	15	1:35.998	76	Jason BYARD		
ROW 4			10	1:33.854	16	Glenn WALSH	11	1:33.964	40	Aiden PATMORE	12	1:34.099	117	Aaron STANIFORTH
ROW 3	7	1:33.538	39	Max MORGAN	8	1:33.719	29	Mark BRIDGER	9	1:33.732	17	Philip BAKER		
ROW 2			4	1:32.659	60	Peter BAKER	5	1:32.739	92	Josh WOOD	6	1:33.363	98	Rick DICKINSON
ROW 1	1	1:32.173	62	Kevin SILVAIN	2	1:32.550	86	David SHOUBRIDGE	3	1:32.614	72	Michael O'BRIEN		

Pole

Cadwell Park
Circuit Length = 2.1800 miles

These results are provisional until the conclusion of any judicial and technical matters.

Clerk Of Course :	Steward :	Timekeeper :
-------------------	-----------	--------------

Results can be found at www.tsl-timing.com

Printed - 12:28 Sunday, 04 August 2019



BMCRC - MRO Championships 2019 - Rnd 7 @ Cadwell Park

Reactive Parts MRO Powerbikes inc Racebuykz.com MRO Clubman 1000



RACE 18 - CLASSIFICATION

POS	NO	CL	PIC NAME	ENTRY	LAPS	TIME	GAP	DIFF	MPH	BEST	ON
1	60		1 Peter BAKER	Kawasaki - Dodfrey Engineering	11	17:19.536			83.04	1:33.347	9
2	72		2 Michael O'BRIEN	Yamaha -	11	17:24.227	4.691	4.691	82.67	1:32.875	11
3	40		3 Aiden PATMORE	Kawasaki - TBR Performance/NW Roofing	11	17:25.951	6.415	1.724	82.53	1:33.196	10
4	16	C	1 Glenn WALSH	BMW - Walters Medical	11	17:26.424	6.888	0.473	82.49	1:33.771	6
5	17		4 Philip BAKER	BMW - Ashford accident repair center Godfrey plas	11	17:30.789	11.253	4.365	82.15	1:33.895	10
6	39	C	2 Max MORGAN	Kawasaki - MSS PERFORMANCE	11	17:35.613	16.077	4.824	81.78	1:34.126	6
7	117	C	3 Aaron STANIFORTH	Honda - Dave Seidel racing	11	17:36.477	16.941	0.864	81.71	1:34.529	8
8	29	C	4 Mark BRIDGER	Yamaha - Moremoto	11	17:40.658	21.122	4.181	81.39	1:34.969	5
9	272	C	5 Daniel JOHNSON	BMW -	11	17:42.291	22.755	1.633	81.26	1:35.166	11
10	59		5 Dave HEWSON	BMW -	11	17:42.791	23.255	0.500	81.22	1:35.166	11
11	76		6 Jason BYARD	Suzuki - May Construction	11	18:06.951	47.415	24.160	79.42	1:36.387	3
12	35	C	6 Robert CRESSWELL	Kawasaki - ODDJOBROB Racing	11	18:15.105	55.569	8.154	78.83	1:38.072	11
13	83	C	7 Jason SIGGS	Yamaha - J Siggs Construction	11	18:15.769	56.233	0.664	78.78	1:37.852	6
14	333	C	8 Andrew HOUGHTON	Yamaha - Yamaha UK	11	18:22.117	1:02.581	6.348	78.32	1:38.573	5

NOT CLASSIFIED

DNF	32		Martin MORRIS	Kawasaki - Morris Racing, Obsession Engineering	5	8:25.514	6 Laps	6 Laps	77.62	1:38.964	5
-----	----	--	---------------	---	---	----------	--------	--------	-------	----------	---

FASTEST LAP

	72		Michael O'BRIEN	Yamaha -	11	1:32.875			84.50 mph	135.99 kph	
	16	C	Glenn WALSH	BMW - Walters Medical	6	1:33.771			83.69 mph	134.69 kph	

Class - 92.5% of Race Speed = 76.81 mph
 Class C - 92.5% of Race Speed = 76.30 mph

Cadwell Park
 Circuit Length = 2.1800 miles
 Start: 16:29 Flag 16:47 End: 16:48

Weather / Track : Bright / Dry
 These results are provisional until the conclusion of any judicial and technical matters.

Clerk Of Course :	Steward :	Timekeeper :
-------------------	-----------	--------------

Results can be found at www.tsl-timing.com

Printed - 16:48 Sunday, 04 August 2019



BMCRC - MRO Championships 2019 - Rnd 7 @ Cadwell Park

Reactive Parts MRO Powerbikes inc Racebuykz.com MRO Clubman 1000

RACE 18 - LAP CHART

LAP 1 @ 16:31:37.107

NO	BEHIND	LAP TIME
72		1:38.778
60	1.876	1:40.654
16	2.523	1:41.301
29	4.159	1:42.937
17	4.284	1:43.062
40	4.642	1:43.420
39	5.195	1:43.973
117	5.465	1:44.243
272	5.831	1:44.609
76	6.179	1:44.957
59	6.689	1:45.467
35	7.325	1:46.103
83	8.857	1:47.635
333	9.309	1:48.087
32	9.519	1:48.297

LAP 2 @ 16:33:13.422

NO	BEHIND	LAP TIME
60		1:34.439
72	0.022	1:36.337
16	0.479	1:34.271
29	3.488	1:35.644
40	3.790	1:35.463
17	3.968	1:35.999
39	4.626	1:35.746
117	5.058	1:35.908
272	5.489	1:35.973
76	6.306	1:36.442
59	6.785	1:36.411
35	9.445	1:38.435
83	12.325	1:39.783
333	12.763	1:39.769
32	12.869	1:39.665

LAP 3 @ 16:34:47.896

NO	BEHIND	LAP TIME
60		1:34.474
72	0.048	1:34.500
16	0.660	1:34.655
29	4.361	1:35.347
40	4.593	1:35.277
17	4.787	1:35.293
39	5.462	1:35.310
117	5.776	1:35.192
272	6.789	1:35.774
76	8.219	1:36.387
59	8.645	1:36.334
35	14.114	1:39.143
83	17.465	1:39.614
32	17.959	1:39.564
333	18.421	1:40.132

LAP 4 @ 16:36:22.000

NO	BEHIND	LAP TIME
60		1:34.104
72	0.175	1:34.231
16	1.265	1:34.709
29	5.911	1:35.654
40	6.171	1:35.682
39	6.480	1:35.122

17	6.621	1:35.938
117	7.055	1:35.383
272	8.587	1:35.902
76	10.691	1:36.576
59	10.844	1:36.303
35	19.550	1:39.540
83	22.565	1:39.204
32	22.879	1:39.024
333	23.516	1:39.199

LAP 5 @ 16:37:56.166

NO	BEHIND	LAP TIME
60		1:34.166
72	0.211	1:34.202
16	1.360	1:34.261
40	6.025	1:34.020
29	6.714	1:34.969
39	7.077	1:34.763
17	7.270	1:34.815
117	7.932	1:35.043
272	10.247	1:35.826
59	12.659	1:35.981
76	14.178	1:37.653
35	25.286	1:39.902
83	26.734	1:38.335
32	27.677	1:38.964
333	27.923	1:38.573

LAP 6 @ 16:39:30.259

NO	BEHIND	LAP TIME
60		1:34.093
16	1.038	1:33.771
72	1.060	1:34.942
40	5.948	1:34.016
39	7.110	1:34.126
17	7.791	1:34.614
29	9.232	1:36.611
117	9.580	1:35.741
272	12.120	1:35.966
59	14.026	1:35.460
76	17.463	1:37.378
35	30.000	1:38.807
83	30.493	1:37.852
333	33.820	1:39.990

LAP 7 @ 16:41:04.055

NO	BEHIND	LAP TIME
60		1:33.796
72	2.025	1:34.761
16	2.179	1:34.937
40	5.804	1:33.652
39	7.974	1:34.660
17	8.328	1:34.333
117	11.329	1:35.545
29	12.382	1:36.946
272	14.782	1:36.458
59	15.398	1:35.168
76	22.266	1:38.599
35	35.324	1:39.120
83	36.936	1:40.239
333	38.948	1:38.924

LAP 8 @ 16:42:37.645

NO	BEHIND	LAP TIME
60		1:33.590
16	3.044	1:34.455
72	3.569	1:35.134
40	5.960	1:33.746
39	8.678	1:34.294
17	8.838	1:34.100
117	12.268	1:34.529
29	13.978	1:35.186
272	16.904	1:35.712
59	17.301	1:35.493
76	28.628	1:39.952
35	40.789	1:39.055
83	41.899	1:38.553
333	44.336	1:38.978

LAP 9 @ 16:44:10.992

NO	BEHIND	LAP TIME
60		1:33.347
16	4.174	1:34.477
72	4.421	1:34.199
40	6.457	1:33.844
17	10.043	1:34.552
39	10.134	1:34.803
117	13.997	1:35.076
29	16.317	1:35.686
272	19.103	1:35.546
59	19.672	1:35.718
76	35.828	1:40.547
35	46.076	1:38.634
83	46.554	1:38.002
333	49.700	1:38.711

LAP 10 @ 16:45:44.414

NO	BEHIND	LAP TIME
60		1:33.422
16	5.208	1:34.456
72	5.267	1:34.268
40	6.231	1:33.196
17	10.516	1:33.895
39	12.321	1:35.609
117	15.598	1:35.023
29	18.440	1:35.545
272	21.040	1:35.359
59	21.540	1:35.290
76	42.131	1:39.725
35	50.948	1:38.294
83	51.345	1:38.213
333	55.399	1:39.121

LAP 11 @ 16:47:17.865

NO	BEHIND	LAP TIME
60		1:33.451
72	4.691	1:32.875
40	6.415	1:33.635
16	6.888	1:35.131
17	11.253	1:34.188
39	16.077	1:37.207
117	16.941	1:34.794
29	21.122	1:36.133
272	22.755	1:35.166

59	23.255	1:35.166
76	47.415	1:38.735
35	55.569	1:38.072
83	56.233	1:38.339
333	1:02.581	1:40.633

Weather / Track : Bright / Dry

Results can be found at www.tsl-timing.com

Cadwell Park

Circuit Length = 2.1800 miles

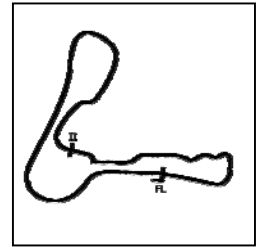
Start: 16:29 Flag 16:47 End: 16:48

Printed - 16:50 Sunday, 04 August 2019

BMCRC - MRO Championships 2019 - Rnd 7 @ Cadwell Park

Reactive Parts MRO Powerbikes inc Racebuykz.com MRO Clubman 1000

RACE 18 - SECTOR ANALYSIS



SECTOR 1 = FL to I1, SECTOR 2 = I1 to FL, DIFF = Difference To Personal Best Lap, P = Crossed Finish Line in Pit Lane, D = Time Disallowed

P1 60		Peter BAKER		Kawasaki - Dodfrey Engineering		
IDEAL LAP TIME : 1:33.115		BEST LAP TIME : 1:33.347		DIFFERENCE : 0.232		
LAP	SECTOR 1	SECTOR 2	LAP TIME	MPH	DIFF	TIME OF DAY
1 -		39.361	1:40.654	77.97	7.307	16:31:38.983
2 -	54.621	39.818	1:34.439	83.10	1.092	16:33:13.422
3 -	54.542	39.932	1:34.474	83.07	1.127	16:34:47.896
4 -	54.358	39.746	1:34.104	83.39	0.757	16:36:22.000
5 -	54.374	39.792	1:34.166	83.34	0.819	16:37:56.166
6 -	54.221	39.872	1:34.093	83.40	0.746	16:39:30.259
7 -	54.211	39.585	1:33.796	83.67	0.449	16:41:04.055
8 -	54.171	39.419	1:33.590	83.85	0.243	16:42:37.645
9 -	53.835	39.512	1:33.347 (1)	84.07		16:44:10.992
10 -	53.785	39.637	1:33.422 (2)	84.00	0.075	16:45:44.414
11 -	53.754	39.697	1:33.451 (3)	83.98	0.104	16:47:17.865

P2 72		Michael O'BRIEN		Yamaha -		
IDEAL LAP TIME : 1:32.817		BEST LAP TIME : 1:32.875		DIFFERENCE : 0.058		
LAP	SECTOR 1	SECTOR 2	LAP TIME	MPH	DIFF	TIME OF DAY
1 -		38.957	1:38.778	79.45	5.903	16:31:37.107
2 -	56.076	40.261	1:36.337	81.46	3.462	16:33:13.444
3 -	55.362	39.138	1:34.500	83.04	1.625	16:34:47.944
4 -	55.164	39.067	1:34.231	83.28	1.356	16:36:22.175
5 -	55.203	38.999	1:34.202 (3)	83.31	1.327	16:37:56.377
6 -	54.621	40.321	1:34.942	82.66	2.067	16:39:31.319
7 -	54.804	39.957	1:34.761	82.81	1.886	16:41:06.080
8 -	55.348	39.786	1:35.134	82.49	2.259	16:42:41.214
9 -	54.324	39.875	1:34.199 (2)	83.31	1.324	16:44:15.413
10 -	54.686	39.582	1:34.268	83.25	1.393	16:45:49.681
11 -	53.860	39.015	1:32.875 (1)	84.50		16:47:22.556

P3 40		Aiden PATMORE		Kawasaki - TBR Performance/NW Roofing		
IDEAL LAP TIME : 1:33.189		BEST LAP TIME : 1:33.196		DIFFERENCE : 0.007		
LAP	SECTOR 1	SECTOR 2	LAP TIME	MPH	DIFF	TIME OF DAY
1 -		40.631	1:43.420	75.88	10.224	16:31:41.749
2 -	55.338	40.125	1:35.463	82.21	2.267	16:33:17.212
3 -	55.139	40.138	1:35.277	82.37	2.081	16:34:52.489
4 -	55.395	40.287	1:35.682	82.02	2.486	16:36:28.171
5 -	54.344	39.676	1:34.020	83.47	0.824	16:38:02.191
6 -	54.252	39.764	1:34.016	83.47	0.820	16:39:36.207
7 -	53.813	39.839	1:33.652 (3)	83.80	0.456	16:41:09.859
8 -	53.897	39.849	1:33.746	83.71	0.550	16:42:43.605
9 -	54.023	39.821	1:33.844	83.62	0.648	16:44:17.449
10 -	53.820	39.376	1:33.196 (1)	84.21		16:45:50.645
11 -	53.816	39.819	1:33.635 (2)	83.81	0.439	16:47:24.280

P4 16 C		Glenn WALSH		BMW - Walters Medical		
IDEAL LAP TIME : 1:33.441		BEST LAP TIME : 1:33.771		DIFFERENCE : 0.330		
LAP	SECTOR 1	SECTOR 2	LAP TIME	MPH	DIFF	TIME OF DAY
1 -		39.254	1:41.301	77.47	7.530	16:31:39.630
2 -	54.187	40.084	1:34.271 (3)	83.25	0.500	16:33:13.901
3 -	55.243	39.412	1:34.655	82.91	0.884	16:34:48.556
4 -	54.946	39.763	1:34.709	82.86	0.938	16:36:23.265
5 -	54.567	39.694	1:34.261 (2)	83.25	0.490	16:37:57.526
6 -	54.200	39.571	1:33.771 (1)	83.69		16:39:31.297
7 -	55.209	39.728	1:34.937	82.66	1.166	16:41:06.234
8 -	54.678	39.777	1:34.455	83.08	0.684	16:42:40.689
9 -	54.551	39.926	1:34.477	83.06	0.706	16:44:15.166
10 -	54.292	40.164	1:34.456	83.08	0.685	16:45:49.622
11 -	54.695	40.436	1:35.131	82.49	1.360	16:47:24.753

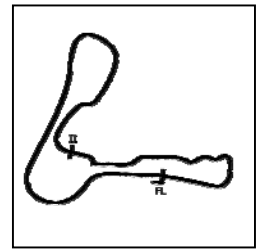
Weather / Track : Bright / Dry

Cadwell Park
Circuit Length = 2.1800 miles
Start: 16:29 Flag 16:47 End: 16:48

BMCRC - MRO Championships 2019 - Rnd 7 @ Cadwell Park

Reactive Parts MRO Powerbikes inc Racebuykz.com MRO Clubman 1000

RACE 18 - SECTOR ANALYSIS



SECTOR 1 = FL to I1, SECTOR 2 = I1 to FL, DIFF = Difference To Personal Best Lap, P = Crossed Finish Line in Pit Lane, D = Time Disallowed

P5 17 Philip BAKER		BMW - Ashford accident repair center Godfrey plastering servic				
IDEAL LAP TIME : 1:33.545		BEST LAP TIME : 1:33.895		DIFFERENCE : 0.350		
LAP	SECTOR 1	SECTOR 2	LAP TIME	MPH	DIFF	TIME OF DAY
1 -		40.420	1:43.062	76.14	9.167	16:31:41.391
2 -	56.060	39.939	1:35.999	81.75	2.104	16:33:17.390
3 -	55.228	40.065	1:35.293	82.35	1.398	16:34:52.683
4 -	55.719	40.219	1:35.938	81.80	2.043	16:36:28.621
5 -	55.266	39.549	1:34.815	82.77	0.920	16:38:03.436
6 -	54.769	39.845	1:34.614	82.94	0.719	16:39:38.050
7 -	54.556	39.777	1:34.333	83.19	0.438	16:41:12.383
8 -	54.403	39.697	1:34.100 (2)	83.40	0.205	16:42:46.483
9 -	54.536	40.016	1:34.552	83.00	0.657	16:44:21.035
10 -	54.127	39.768	1:33.895 (1)	83.58		16:45:54.930
11 -	53.996	40.192	1:34.188 (3)	83.32	0.293	16:47:29.118

P6 39 C Max MORGAN		Kawasaki - MSS PERFORMANCE				
IDEAL LAP TIME : 1:34.070		BEST LAP TIME : 1:34.126		DIFFERENCE : 0.056		
LAP	SECTOR 1	SECTOR 2	LAP TIME	MPH	DIFF	TIME OF DAY
1 -		40.957	1:43.973	75.48	9.847	16:31:42.302
2 -	55.163	40.583	1:35.746	81.96	1.620	16:33:18.048
3 -	54.796	40.514	1:35.310	82.34	1.184	16:34:53.358
4 -	54.846	40.276	1:35.122	82.50	0.996	16:36:28.480
5 -	54.871	39.892	1:34.763	82.81	0.637	16:38:03.243
6 -	54.178	39.948	1:34.126 (1)	83.37		16:39:37.369
7 -	54.332	40.328	1:34.660 (3)	82.90	0.534	16:41:12.029
8 -	54.318	39.976	1:34.294 (2)	83.22	0.168	16:42:46.323
9 -	54.420	40.383	1:34.803	82.78	0.677	16:44:21.126
10 -	54.767	40.842	1:35.609	82.08	1.483	16:45:56.735
11 -	55.085	42.122	1:37.207	80.73	3.081	16:47:33.942

P7 117 C Aaron STANIFORTH		Honda - Dave Seidel racing				
IDEAL LAP TIME : 1:34.374		BEST LAP TIME : 1:34.529		DIFFERENCE : 0.155		
LAP	SECTOR 1	SECTOR 2	LAP TIME	MPH	DIFF	TIME OF DAY
1 -		40.908	1:44.243	75.28	9.714	16:31:42.572
2 -	55.215	40.693	1:35.908	81.82	1.379	16:33:18.480
3 -	54.738	40.454	1:35.192	82.44	0.663	16:34:53.672
4 -	55.019	40.364	1:35.383	82.27	0.854	16:36:29.055
5 -	55.121	39.922	1:35.043	82.57	0.514	16:38:04.098
6 -	55.062	40.679	1:35.741	81.97	1.212	16:39:39.839
7 -	55.780	39.765	1:35.545	82.14	1.016	16:41:15.384
8 -	54.893	39.636	1:34.529 (1)	83.02		16:42:49.913
9 -	55.179	39.897	1:35.076	82.54	0.547	16:44:24.989
10 -	55.219	39.804	1:35.023 (3)	82.59	0.494	16:46:00.012
11 -	54.934	39.860	1:34.794 (2)	82.79	0.265	16:47:34.806

P8 29 C Mark BRIDGER		Yamaha - Moremoto				
IDEAL LAP TIME : 1:34.446		BEST LAP TIME : 1:34.969		DIFFERENCE : 0.523		
LAP	SECTOR 1	SECTOR 2	LAP TIME	MPH	DIFF	TIME OF DAY
1 -		40.730	1:42.937	76.24	7.968	16:31:41.266
2 -	55.341	40.303	1:35.644	82.05	0.675	16:33:16.910
3 -	55.119	40.228	1:35.347 (3)	82.31	0.378	16:34:52.257
4 -	55.282	40.372	1:35.654	82.04	0.685	16:36:27.911
5 -	55.128	39.841	1:34.969 (1)	82.63		16:38:02.880
6 -	56.027	40.584	1:36.611	81.23	1.642	16:39:39.491
7 -	56.915	40.031	1:36.946	80.95	1.977	16:41:16.437
8 -	54.605	40.581	1:35.186 (2)	82.44	0.217	16:42:51.623
9 -	55.122	40.564	1:35.686	82.01	0.717	16:44:27.309
10 -	55.167	40.378	1:35.545	82.14	0.576	16:46:02.854
11 -	55.517	40.616	1:36.133	81.63	1.164	16:47:38.987

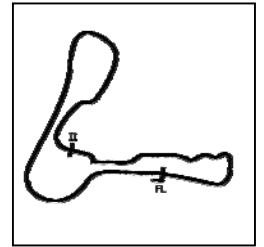
Weather / Track : Bright / Dry

Cadwell Park
Circuit Length = 2.1800 miles
Start: 16:29 Flag 16:47 End: 16:48

BMCRC - MRO Championships 2019 - Rnd 7 @ Cadwell Park

Reactive Parts MRO Powerbikes inc Racebuykz.com MRO Clubman 1000

RACE 18 - SECTOR ANALYSIS



SECTOR 1 = FL to I1, SECTOR 2 = I1 to FL, DIFF = Difference To Personal Best Lap, P = Crossed Finish Line in Pit Lane, D = Time Disallowed

P9 272 C Daniel JOHNSON			BMW -			
IDEAL LAP TIME : 1:35.123		BEST LAP TIME : 1:35.166		DIFFERENCE : 0.043		
LAP	SECTOR 1	SECTOR 2	LAP TIME	MPH	DIFF	TIME OF DAY
1 -		40.922	1:44.609	75.02	9.443	16:31:42.938
2 -	55.681	40.292	1:35.973	81.77	0.807	16:33:18.911
3 -	55.520	40.254	1:35.774	81.94	0.608	16:34:54.685
4 -	55.569	40.333	1:35.902	81.83	0.736	16:36:30.587
5 -	55.545	40.281	1:35.826	81.89	0.660	16:38:06.413
6 -	55.624	40.342	1:35.966	81.77	0.800	16:39:42.379
7 -	55.809	40.649	1:36.458	81.36	1.292	16:41:18.837
8 -	55.479	40.233	1:35.712	81.99	0.546	16:42:54.549
9 -	55.238	40.308	1:35.546 (3)	82.13	0.380	16:44:30.095
10 -	55.385	39.974	1:35.359 (2)	82.30	0.193	16:46:05.454
11 -	55.149	40.017	1:35.166 (1)	82.46		16:47:40.620

P10 59 Dave HEWSON			BMW -			
IDEAL LAP TIME : 1:35.100		BEST LAP TIME : 1:35.166		DIFFERENCE : 0.066		
LAP	SECTOR 1	SECTOR 2	LAP TIME	MPH	DIFF	TIME OF DAY
1 -		41.056	1:45.467	74.41	10.301	16:31:43.796
2 -	55.609	40.802	1:36.411	81.40	1.245	16:33:20.207
3 -	55.692	40.642	1:36.334	81.46	1.168	16:34:56.541
4 -	55.455	40.848	1:36.303	81.49	1.137	16:36:32.844
5 -	55.731	40.250	1:35.981	81.76	0.815	16:38:08.825
6 -	55.229	40.231	1:35.460	82.21	0.294	16:39:44.285
7 -	55.013	40.155	1:35.168 (2)	82.46	0.002	16:41:19.453
8 -	55.105	40.388	1:35.493	82.18	0.327	16:42:54.946
9 -	55.064	40.654	1:35.718	81.99	0.552	16:44:30.664
10 -	55.080	40.210	1:35.290 (3)	82.35	0.124	16:46:05.954
11 -	54.945	40.221	1:35.166 (1)	82.46		16:47:41.120

P11 76 Jason BYARD			Suzuki - May Construction			
IDEAL LAP TIME : 1:36.316		BEST LAP TIME : 1:36.387		DIFFERENCE : 0.071		
LAP	SECTOR 1	SECTOR 2	LAP TIME	MPH	DIFF	TIME OF DAY
1 -		40.785	1:44.957	74.77	8.570	16:31:43.286
2 -	55.786	40.656	1:36.442 (2)	81.37	0.055	16:33:19.728
3 -	55.660	40.727	1:36.387 (1)	81.42		16:34:56.115
4 -	55.722	40.854	1:36.576 (3)	81.26	0.189	16:36:32.691
5 -	56.746	40.907	1:37.653	80.36	1.266	16:38:10.344
6 -	56.178	41.200	1:37.378	80.59	0.991	16:39:47.722
7 -	56.566	42.033	1:38.599	79.59	2.212	16:41:26.321
8 -	57.943	42.009	1:39.952	78.51	3.565	16:43:06.273
9 -	57.923	42.624	1:40.547	78.05	4.160	16:44:46.820
10 -	57.584	42.141	1:39.725	78.69	3.338	16:46:26.545
11 -	57.195	41.540	1:38.735	79.48	2.348	16:48:05.280

P12 35 C Robert CRESSWELL			Kawasaki - ODDJOBROB Racing			
IDEAL LAP TIME : 1:37.664		BEST LAP TIME : 1:38.072		DIFFERENCE : 0.408		
LAP	SECTOR 1	SECTOR 2	LAP TIME	MPH	DIFF	TIME OF DAY
1 -		41.041	1:46.103	73.96	8.031	16:31:44.432
2 -	56.677	41.758	1:38.435 (3)	79.72	0.363	16:33:22.867
3 -	57.227	41.916	1:39.143	79.15	1.071	16:35:02.010
4 -	57.759	41.781	1:39.540	78.84	1.468	16:36:41.550
5 -	57.677	42.225	1:39.902	78.55	1.830	16:38:21.452
6 -	57.129	41.678	1:38.807	79.42	0.735	16:40:00.259
7 -	57.173	41.947	1:39.120	79.17	1.048	16:41:39.379
8 -	57.194	41.861	1:39.055	79.22	0.983	16:43:18.434
9 -	57.067	41.567	1:38.634	79.56	0.562	16:44:57.068
10 -	57.065	41.229	1:38.294 (2)	79.84	0.222	16:46:35.362
11 -	56.623	41.449	1:38.072 (1)	80.02		16:48:13.434

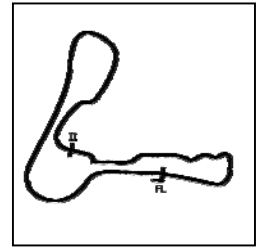
Weather / Track : Bright / Dry

Cadwell Park
Circuit Length = 2.1800 miles
Start: 16:29 Flag 16:47 End: 16:48

BMCRC - MRO Championships 2019 - Rnd 7 @ Cadwell Park

Reactive Parts MRO Powerbikes inc Racebuykz.com MRO Clubman 1000

RACE 18 - SECTOR ANALYSIS



SECTOR 1 = FL to I1, SECTOR 2 = I1 to FL, DIFF = Difference To Personal Best Lap, P = Crossed Finish Line in Pit Lane, D = Time Disallowed

P13 83 C		Jason SIGGS		Yamaha - J Siggs Construction		
IDEAL LAP TIME : 1:37.812		BEST LAP TIME : 1:37.852		DIFFERENCE : 0.040		
LAP	SECTOR 1	SECTOR 2	LAP TIME	MPH	DIFF	TIME OF DAY
1 -		41.985	1:47.635	72.91	9.783	16:31:45.964
2 -	57.609	42.174	1:39.783	78.65	1.931	16:33:25.747
3 -	57.674	41.940	1:39.614	78.78	1.762	16:35:05.361
4 -	57.391	41.813	1:39.204	79.11	1.352	16:36:44.565
5 -	56.898	41.437	1:38.335	79.80	0.483	16:38:22.900
6 -	56.639	41.213	1:37.852 (1)	80.20		16:40:00.752
7 -	58.824	41.415	1:40.239	78.29	2.387	16:41:40.991
8 -	57.013	41.540	1:38.553	79.63	0.701	16:43:19.544
9 -	56.803	41.199	1:38.002 (2)	80.08	0.150	16:44:57.546
10 -	57.040	41.173	1:38.213 (3)	79.90	0.361	16:46:35.759
11 -	56.811	41.528	1:38.339	79.80	0.487	16:48:14.098

P14 333 C		Andrew HOUGHTON		Yamaha - Yamaha UK		
IDEAL LAP TIME : 1:38.497		BEST LAP TIME : 1:38.573		DIFFERENCE : 0.076		
LAP	SECTOR 1	SECTOR 2	LAP TIME	MPH	DIFF	TIME OF DAY
1 -		41.878	1:48.087	72.60	9.514	16:31:46.416
2 -	57.454	42.315	1:39.769	78.66	1.196	16:33:26.185
3 -	57.932	42.200	1:40.132	78.37	1.559	16:35:06.317
4 -	57.420	41.779	1:39.199	79.11	0.626	16:36:45.516
5 -	56.915	41.658	1:38.573 (1)	79.61		16:38:24.089
6 -	57.513	42.477	1:39.990	78.48	1.417	16:40:04.079
7 -	57.342	41.582	1:38.924 (3)	79.33	0.351	16:41:43.003
8 -	57.192	41.786	1:38.978	79.29	0.405	16:43:21.981
9 -	57.025	41.686	1:38.711 (2)	79.50	0.138	16:45:00.692
10 -	57.167	41.954	1:39.121	79.17	0.548	16:46:39.813
11 -	58.040	42.593	1:40.633	77.98	2.060	16:48:20.446

P15 32		Martin MORRIS		Kawasaki - Morris Racing, Obsession Engineering		
IDEAL LAP TIME : 1:38.964		BEST LAP TIME : 1:38.964		DIFFERENCE : 0.000		
LAP	SECTOR 1	SECTOR 2	LAP TIME	MPH	DIFF	TIME OF DAY
1 -		41.864	1:48.297	72.46	9.333	16:31:46.626
2 -	57.460	42.205	1:39.665	78.74	0.701	16:33:26.291
3 -	57.313	42.251	1:39.564 (3)	78.82	0.600	16:35:05.855
4 -	57.161	41.863	1:39.024 (2)	79.25	0.060	16:36:44.879
5 -	57.161	41.803	1:38.964 (1)	79.30		16:38:23.843

Weather / Track : Bright / Dry

Cadwell Park
Circuit Length = 2.1800 miles
Start: 16:29 Flag 16:47 End: 16:48

BMCRC - MRO Championships 2019 - Rnd 7 @ Cadwell Park

Reactive Parts MRO Powerbikes inc Racebuykz.com MRO Clubman 1000

RACE 18 - BEST SECTORS

SECTOR 1			SECTOR 2			IDEAL / BEST COMPARISON						
POS	NO	NAME	TIME	NO	NAME	TIME	POS	NO	NAME	IDEAL	BEST	DIFF
									PERFECT LAP	1:32.711		
1	60	BAKER	53.754	72	O'BRIEN	38.957	1	72	O'BRIEN	1:32.817	1:32.875	0.058
2	40	PATMORE	53.813	16	WALSH	39.254	2	60	BAKER	1:33.115	1:33.347	0.232
3	72	O'BRIEN	53.860	60	BAKER	39.361	3	40	PATMORE	1:33.189	1:33.196	0.007
4	17	BAKER	53.996	40	PATMORE	39.376	4	16	WALSH	1:33.441	1:33.771	0.330
5	39	MORGAN	54.178	17	BAKER	39.549	5	17	BAKER	1:33.545	1:33.895	0.350
6	16	WALSH	54.187	117	STANIFORTH	39.636	6	39	MORGAN	1:34.070	1:34.126	0.056
7	29	BRIDGER	54.605	29	BRIDGER	39.841	7	117	STANIFORTH	1:34.374	1:34.529	0.155
8	117	STANIFORTH	54.738	39	MORGAN	39.892	8	29	BRIDGER	1:34.446	1:34.969	0.523
9	59	HEWSON	54.945	272	JOHNSON	39.974	9	59	HEWSON	1:35.100	1:35.166	0.066
10	272	JOHNSON	55.149	59	HEWSON	40.155	10	272	JOHNSON	1:35.123	1:35.166	0.043
11	76	BYARD	55.660	76	BYARD	40.656	11	76	BYARD	1:36.316	1:36.387	0.071
12	35	CRESSWELL	56.623	35	CRESSWELL	41.041	12	35	CRESSWELL	1:37.664	1:38.072	0.408
13	83	SIGGS	56.639	83	SIGGS	41.173	13	83	SIGGS	1:37.812	1:37.852	0.040
14	333	HOUGHTON	56.915	333	HOUGHTON	41.582	14	333	HOUGHTON	1:38.497	1:38.573	0.076
15	32	MORRIS	57.161	32	MORRIS	41.803	15	32	MORRIS	1:38.964	1:38.964	0.000

Weather / Track : Bright / Dry

Results can be found at www.tsl-timing.com

Cadwell Park
Circuit Length = 2.1800 miles
Start: 16:29 Flag 16:47 End: 16:48

Printed - 16:49 Sunday, 04 August 2019

BMCRC-MRO Championships 2019



**L&W CONTRACTORS BMCRC Rookie
600 & 1000**

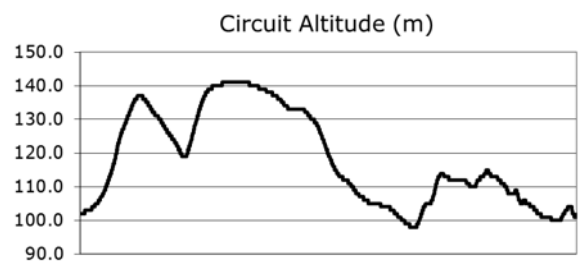
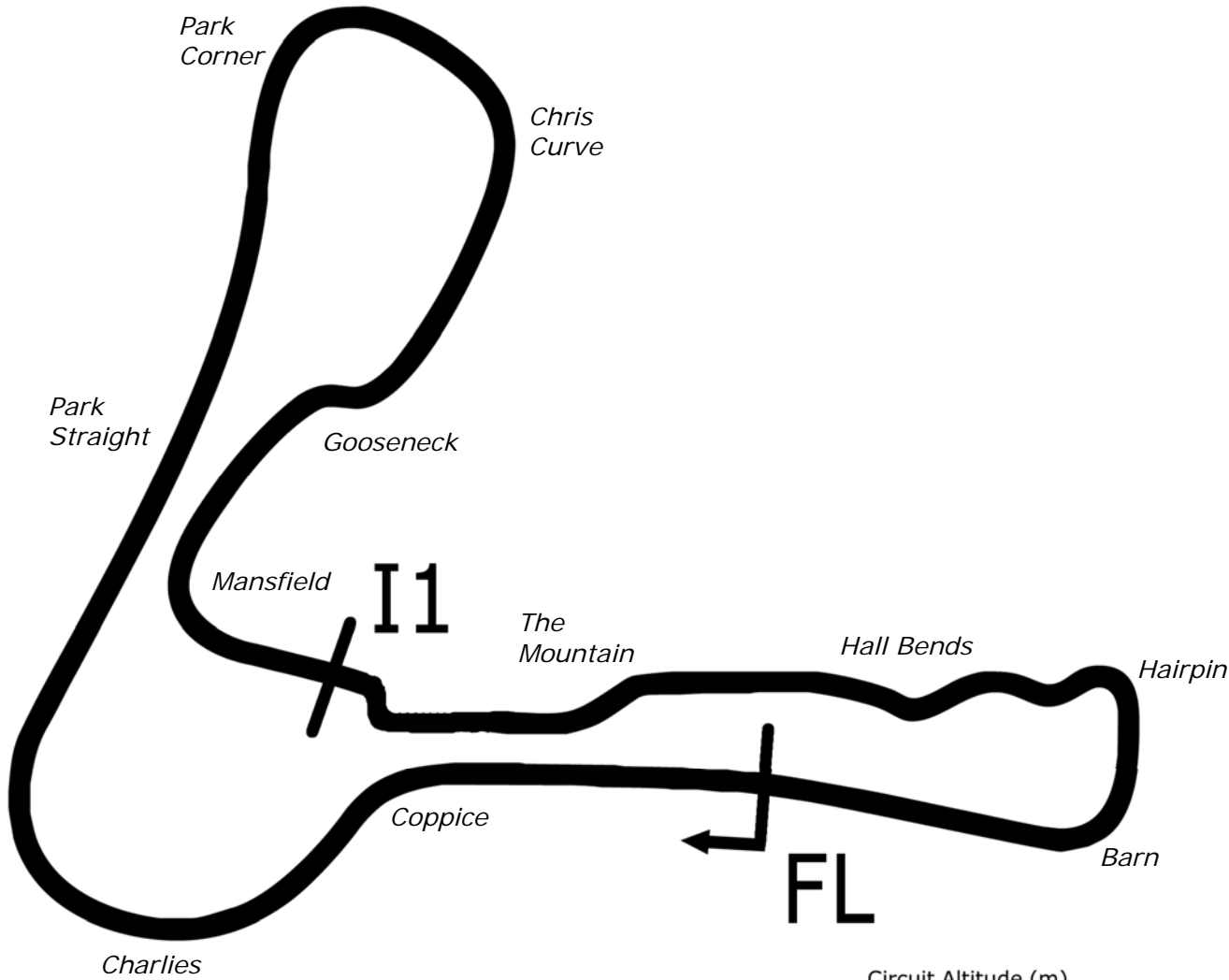
Cadwell Park Circuit

3rd / 4th August 2019



Results Provided by Timing Solutions Ltd
www.tsl-timing.com

Cadwell Park



Length	2.1800 miles	3508.4 m
FL		53.31024 N 0.05940 W
I1	2330m	53.30708 N 0.06270 W
Pit Entry	3472m	53.31103 N 0.05889 W
Pit Exit	0m after FL	53.31030 N 0.05940 W
Pit Entry-Pit Exit 92m, 5.5s @60kph, 4.1s @80kph		

All results available at www.tsl-timing.com

BMCRC - MRO Championships 2019 - Rnd 7 @ Cadwell Park

L&W Contractors BMCRC Rookie 1000 & Rookie 600

QUALIFYING - CLASSIFICATION



CONTRACTORS LTD

POS	NO	CL	PIC NAME	ENTRY	TIME	ON	LAPS	GAP	DIFF	MPH
1	137	1000	1 Dave MCKENZIE	Yamaha - callmac scaffolding / Beeson plumbing	1:38.187	3	8			79.92
2	16	600	1 Tom VAUGHAN	Yamaha -	1:39.282	5	5	1.095	1.095	79.04
3	288	600	2 Toby REYNOLDS	Honda - SKA Accountants Motorcycle tyres uk howesyoi	1:40.060	5	5	1.873	0.778	78.43
4	12	600	3 Cedric BLOCH	Kawasaki - Brigit's Group & SDC Performance	1:40.460	2	2	2.273	0.400	78.12
5	71	1000	2 Seb JENKINS	Yamaha - Advertise your business here!	1:40.630	3	4	2.443	0.170	77.98
6	221	600	4 Matt VENN	Kawasaki - Unique People Recruitment	1:40.693	6	6	2.506	0.063	77.94
7	128	1000	3 Kevin CLARKE	Suzuki -	1:40.773	4	6	2.586	0.080	77.87
8	100	1000	4 James FEARN	Honda -	1:42.110	6	7	3.923	1.337	76.85
9	198	600	5 Thomas MORRIS	Honda -	1:42.192	7	7	4.005	0.082	76.79
10	91	1000	5 Michael CHERRETT	Kawasaki - Bournemouth kawasaki racing	1:42.427	2	4	4.240	0.235	76.62
11	44	600	6 James ROBINSON	Honda - CurrentElec	1:42.760	6	7	4.573	0.333	76.37
12	421	1000	6 Daniel TINSLEY	Yamaha -	1:42.793	6	7	4.606	0.033	76.34
13	611	1000	7 David CURTIS	Ducati - CSS/The wife	1:43.927	3	5	5.740	1.134	75.51
14	624	600	7 Matthew FEDRICK	Yamaha - Matthew Fedrick farriers ltd	1:44.175	3	6	5.988	0.248	75.33
15	323	600	8 Benjamin MORRIS	Kawasaki -	1:45.240	6	7	7.053	1.065	74.57
16	18	1000	8 Albert WILLSSHER	Suzuki - willsher machinery ltd	1:45.580	6	7	7.393	0.340	74.33
17	841	1000	9 Shane YOUNG	Yamaha -	1:46.128	4	6	7.941	0.548	73.94
18	606	600	9 Jake ANDERTON	Honda - CurrentElec Limited	1:47.561	2	7	9.374	1.433	72.96
19	53	600	10 Tim BANWELL	Yamaha -	1:48.263	4	7	10.076	0.702	72.49
20	61	600	11 Adam SYMONDS	Yamaha -	1:55.811	6	6	17.624	7.548	67.76
21	526	600	12 Michael ARMANI	Honda -	1:59.569	3	4	21.382	3.758	65.63
22	96	600	13 Giovanni BELIOSSI	Honda - ASR Accident Storage Recovery	2:01.640	5	6	23.453	2.071	64.51

Weather / Track : Bright / Dry

These results are provisional until the conclusion of any judicial and technical matters.

Cadwell Park

Circuit Length = 2.1800 miles

Start: 11:20 Flag 11:33 End: 11:35

Clerk Of Course :	Steward :	Timekeeper :
-------------------	-----------	--------------

Results can be found at www.tsl-timing.com

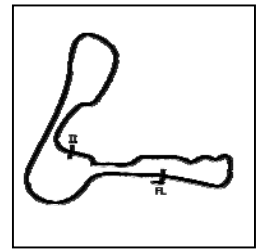
Printed - 11:35 Saturday, 03 August 2019



BMCRC - MRO Championships 2019 - Rnd 7 @ Cadwell Park

L&W Contractors BMCRC Rookie 1000 & Rookie 600

QUALIFYING - SECTOR ANALYSIS



SECTOR 1 = FL to I1, SECTOR 2 = I1 to FL, DIFF = Difference To Personal Best Lap, P = Crossed Finish Line in Pit Lane, D = Time Disallowed

P1 137 1000 Dave MCKENZIE		Yamaha - callmac scaffolding / Beeson plumbing				
IDEAL LAP TIME : 1:38.149		BEST LAP TIME : 1:38.187		DIFFERENCE : 0.038		
LAP	SECTOR 1	SECTOR 2	LAP TIME	MPH	DIFF	TIME OF DAY
1 -	1:04.481	44.547	1:49.028	71.98	10.841	11:23:05.994
2 -	57.934	42.462	1:40.396 (3)	78.17	2.209	11:24:46.390
3 -	57.030	41.157	1:38.187 (1)	79.92		11:26:24.577
4 -	56.992	41.233	1:38.225 (2)	79.89	0.038	11:28:02.802
5 -	57.459	42.983	1:40.442	78.13	2.255	11:29:43.244
6 -	59.731	43.945	1:43.676	75.69	5.489	11:31:26.920
7 -	59.613	43.002	1:42.615	76.48	4.428	11:33:09.535
8 -	1:00.821	42.962	1:43.783	75.61	5.596	11:34:53.318

P2 16 600 Tom VAUGHAN		Yamaha -				
IDEAL LAP TIME : 1:39.244		BEST LAP TIME : 1:39.282		DIFFERENCE : 0.038		
LAP	SECTOR 1	SECTOR 2	LAP TIME	MPH	DIFF	TIME OF DAY
1 -	1:01.343	42.811	1:44.154	75.35	4.872	11:22:58.039
2 -	57.913	41.744	1:39.657 (2)	78.75	0.375	11:24:37.696
3 -	57.857	41.834	1:39.691 (3)	78.72	0.409	11:26:17.387
4 -	57.904	41.850	1:39.754	78.67	0.472	11:27:57.141
5 -	57.500	41.782	1:39.282 (1)	79.04		11:29:36.423

P3 288 600 Toby REYNOLDS		Honda - SKA Accountants Motorcycle tyres uk howesyourheati				
IDEAL LAP TIME : 1:40.060		BEST LAP TIME : 1:40.060		DIFFERENCE : 0.000		
LAP	SECTOR 1	SECTOR 2	LAP TIME	MPH	DIFF	TIME OF DAY
1 -	1:04.049	46.192	1:50.241	71.19	10.181	11:23:08.024
2 -	1:00.829	43.632	1:44.461	75.12	4.401	11:24:52.485
3 -	58.910	42.648	1:41.558 (3)	77.27	1.498	11:26:34.043
4 -	57.518	42.889	1:40.407 (2)	78.16	0.347	11:28:14.450
5 -	57.459	42.601	1:40.060 (1)	78.43		11:29:54.510

P4 12 600 Cedric BLOCH		Kawasaki - Brigit's Group & SDC Performance				
IDEAL LAP TIME : 1:40.428		BEST LAP TIME : 1:40.460		DIFFERENCE : 0.032		
LAP	SECTOR 1	SECTOR 2	LAP TIME	MPH	DIFF	TIME OF DAY
1 -	58.464	42.632	1:41.096 (2)	77.62	0.636	11:23:24.820
2 -	57.796	42.664	1:40.460 (1)	78.12		11:25:05.280

P5 71 1000 Seb JENKINS		Yamaha - Advertise your business here!				
IDEAL LAP TIME : 1:40.382		BEST LAP TIME : 1:40.630		DIFFERENCE : 0.248		
LAP	SECTOR 1	SECTOR 2	LAP TIME	MPH	DIFF	TIME OF DAY
1 -	1:00.970	43.849	1:44.819	74.87	4.189	11:25:37.885
2 -	1:00.838	43.237	1:44.075 (3)	75.40	3.445	11:27:21.960
3 -	57.780	42.850	1:40.630 (1)	77.98		11:29:02.590
4 -	58.994	42.602	1:41.596 (2)	77.24	0.966	11:30:44.186

P6 221 600 Matt VENN		Kawasaki - Unique People Recruitment				
IDEAL LAP TIME : 1:40.693		BEST LAP TIME : 1:40.693		DIFFERENCE : 0.000		
LAP	SECTOR 1	SECTOR 2	LAP TIME	MPH	DIFF	TIME OF DAY
1 -	1:02.374	44.657	1:47.031	73.32	6.338	11:25:03.645
2 -	59.690	44.126	1:43.816	75.59	3.123	11:26:47.461
3 -	58.761	42.680	1:41.441 (2)	77.36	0.748	11:28:28.902
4 -	59.765	43.670	1:43.435	75.87	2.742	11:30:12.337
5 -	58.905	42.840	1:41.745 (3)	77.13	1.052	11:31:54.082
6 -	58.331	42.362	1:40.693 (1)	77.94		11:33:34.775

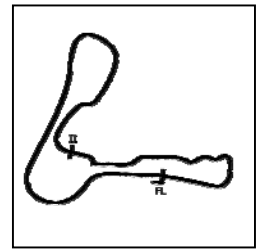
Weather / Track : Bright / Dry

Cadwell Park
Circuit Length = 2.1800 miles
Start: 11:20 Flag 11:33 End: 11:35

BMCRC - MRO Championships 2019 - Rnd 7 @ Cadwell Park

L&W Contractors BMCRC Rookie 1000 & Rookie 600

QUALIFYING - SECTOR ANALYSIS



SECTOR 1 = FL to I1, SECTOR 2 = I1 to FL, DIFF = Difference To Personal Best Lap, P = Crossed Finish Line in Pit Lane, D = Time Disallowed

P7 128 1000 Kevin CLARKE			Suzuki -			
IDEAL LAP TIME : 1:40.519		BEST LAP TIME : 1:40.773		DIFFERENCE : 0.254		
LAP	SECTOR 1	SECTOR 2	LAP TIME	MPH	DIFF	TIME OF DAY
1 -	59.598	42.792	1:42.390	76.64	1.617	11:23:55.679
2 -	58.927	43.539	1:42.466	76.59	1.693	11:25:38.145
3 -	1:00.894	44.122	1:45.016	74.73	4.243	11:27:23.161
4 -	58.228	42.545	1:40.773 (1)	77.87		11:29:03.934
5 -	59.280	42.291	1:41.571 (3)	77.26	0.798	11:30:45.505
6 -	59.004	42.463	1:41.467 (2)	77.34	0.694	11:32:26.972

P8 100 1000 James FEARN			Honda -			
IDEAL LAP TIME : 1:41.640		BEST LAP TIME : 1:42.110		DIFFERENCE : 0.470		
LAP	SECTOR 1	SECTOR 2	LAP TIME	MPH	DIFF	TIME OF DAY
1 -	1:06.391	44.862	1:51.253	70.54	9.143	11:24:26.369
2 -	1:00.240	43.593	1:43.833	75.58	1.723	11:26:10.202
3 -	59.280	42.859	1:42.139 (2)	76.83	0.029	11:27:52.341
4 -	59.018	44.495	1:43.513 (3)	75.81	1.403	11:29:35.854
5 -	59.130	44.513	1:43.643	75.72	1.533	11:31:19.497
6 -	58.879	43.231	1:42.110 (1)	76.85		11:33:01.607
7 -	1:01.085	42.761	1:43.846	75.57	1.736	11:34:45.453

P9 198 600 Thomas MORRIS			Honda -			
IDEAL LAP TIME : 1:42.192		BEST LAP TIME : 1:42.192		DIFFERENCE : 0.000		
LAP	SECTOR 1	SECTOR 2	LAP TIME	MPH	DIFF	TIME OF DAY
1 -	1:06.309	45.324	1:51.633	70.30	9.441	11:23:05.690
2 -	1:02.318	44.363	1:46.681	73.56	4.489	11:24:52.371
3 -	1:01.802	44.041	1:45.843	74.14	3.651	11:26:38.214
4 -	59.931	43.111	1:43.042 (3)	76.16	0.850	11:28:21.256
5 -	59.798	43.579	1:43.377	75.91	1.185	11:30:04.633
6 -	59.453	43.562	1:43.015 (2)	76.18	0.823	11:31:47.648
7 -	59.210	42.982	1:42.192 (1)	76.79		11:33:29.840

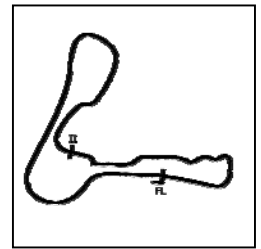
P10 91 1000 Michael CHERRETT			Kawasaki - Bournemouth kawasaki racing			
IDEAL LAP TIME : 1:42.007		BEST LAP TIME : 1:42.427		DIFFERENCE : 0.420		
LAP	SECTOR 1	SECTOR 2	LAP TIME	MPH	DIFF	TIME OF DAY
1 -	1:01.034	42.988	1:44.022	75.44	1.595	11:24:26.244
2 -	59.019	43.408	1:42.427 (1)	76.62		11:26:08.671
3 -	59.113	43.575	1:42.688 (2)	76.42	0.261	11:27:51.359
4 -	59.317	43.880	1:43.197 (3)	76.04	0.770	11:29:34.556

P11 44 600 James ROBINSON			Honda - CurrentElec			
IDEAL LAP TIME : 1:42.396		BEST LAP TIME : 1:42.760		DIFFERENCE : 0.364		
LAP	SECTOR 1	SECTOR 2	LAP TIME	MPH	DIFF	TIME OF DAY
1 -	1:05.487	46.252	1:51.739	70.23	8.979	11:23:07.378
2 -	1:00.948	44.692	1:45.640	74.29	2.880	11:24:53.018
3 -	1:01.432	44.572	1:46.004	74.03	3.244	11:26:39.022
4 -	59.563	43.419	1:42.982 (2)	76.20	0.222	11:28:22.004
5 -	59.662	43.368	1:43.030 (3)	76.17	0.270	11:30:05.034
6 -	59.927	42.833	1:42.760 (1)	76.37		11:31:47.794
7 -	59.879	43.234	1:43.113	76.11	0.353	11:33:30.907

BMCRC - MRO Championships 2019 - Rnd 7 @ Cadwell Park

L&W Contractors BMCRC Rookie 1000 & Rookie 600

QUALIFYING - SECTOR ANALYSIS



SECTOR 1 = FL to I1, SECTOR 2 = I1 to FL, DIFF = Difference To Personal Best Lap, P = Crossed Finish Line in Pit Lane, D = Time Disallowed

P12 421 1000 Daniel TINSLEY			Yamaha -			
IDEAL LAP TIME : 1:42.628		BEST LAP TIME : 1:42.793		DIFFERENCE : 0.165		
LAP	SECTOR 1	SECTOR 2	LAP TIME	MPH	DIFF	TIME OF DAY
1 -	1:11.950	47.930	1:59.880	65.46	17.087	11:24:24.867
2 -	1:04.070	45.804	1:49.874	71.42	7.081	11:26:14.741
3 -	1:01.163	44.144	1:45.307	74.52	2.514	11:28:00.048
4 -	59.391	43.611	1:43.002 (2)	76.19	0.209	11:29:43.050
5 -	59.705	43.868	1:43.573 (3)	75.77	0.780	11:31:26.623
6 -	59.546	43.247	1:42.793 (1)	76.34		11:33:09.416
7 -	1:00.488	43.237	1:43.725	75.66	0.932	11:34:53.141

P13 611 1000 David CURTIS			Ducati - CSS/The wife			
IDEAL LAP TIME : 1:43.282		BEST LAP TIME : 1:43.927		DIFFERENCE : 0.645		
LAP	SECTOR 1	SECTOR 2	LAP TIME	MPH	DIFF	TIME OF DAY
1 -	1:11.718	4:18.968	5:30.686	23.73	3:46.759	11:26:56.529
2 -	1:01.689	43.930	1:45.619	74.30	1.692	11:28:42.148
3 -	1:00.199	43.728	1:43.927 (1)	75.51		11:30:26.075
4 -	1:00.162	43.823	1:43.985 (2)	75.47	0.058	11:32:10.060
5 -	59.554	44.837	1:44.391 (3)	75.17	0.464	11:33:54.451

P14 624 600 Matthew FEDRICK			Yamaha - Matthew Fedrick farriers ltd			
IDEAL LAP TIME : 1:43.942		BEST LAP TIME : 1:44.175		DIFFERENCE : 0.233		
LAP	SECTOR 1	SECTOR 2	LAP TIME	MPH	DIFF	TIME OF DAY
1 -	1:02.154	45.425	1:47.579	72.95	3.404	11:25:05.476
2 -	1:01.125	45.428	1:46.553	73.65	2.378	11:26:52.029
3 -	59.838	44.337	1:44.175 (1)	75.33		11:28:36.204
4 -	1:00.655	44.104	1:44.759 (2)	74.91	0.584	11:30:20.963
5 -	1:00.995	51.197	1:52.192	69.95	8.017	11:32:13.155
6 -	1:01.174	45.083	1:46.257 (3)	73.85	2.082	11:33:59.412

P15 323 600 Benjamin MORRIS			Kawasaki -			
IDEAL LAP TIME : 1:44.737		BEST LAP TIME : 1:45.240		DIFFERENCE : 0.503		
LAP	SECTOR 1	SECTOR 2	LAP TIME	MPH	DIFF	TIME OF DAY
1 -	1:05.429	46.033	1:51.462	70.41	6.222	11:23:06.894
2 -	1:02.675	45.618	1:48.293	72.47	3.053	11:24:55.187
3 -	1:01.622	44.459	1:46.081	73.98	0.841	11:26:41.268
4 -	1:00.638	45.003	1:45.641 (3)	74.28	0.401	11:28:26.909
5 -	1:01.088	44.208	1:45.296 (2)	74.53	0.056	11:30:12.205
6 -	1:00.529	44.711	1:45.240 (1)	74.57		11:31:57.445
7 -	1:01.405	45.380	1:46.785	73.49	1.545	11:33:44.230

P16 18 1000 Albert WILLISHER			Suzuki - willsher machinery ltd			
IDEAL LAP TIME : 1:45.510		BEST LAP TIME : 1:45.580		DIFFERENCE : 0.070		
LAP	SECTOR 1	SECTOR 2	LAP TIME	MPH	DIFF	TIME OF DAY
1 -	1:07.102	48.192	1:55.294	68.07	9.714	11:24:01.980
2 -	1:04.445	46.700	1:51.145	70.61	5.565	11:25:53.125
3 -	1:02.290	45.548	1:47.838	72.77	2.258	11:27:40.963
4 -	1:02.492	44.974	1:47.466 (3)	73.02	1.886	11:29:28.429
5 -	1:02.480	44.605	1:47.085 (2)	73.28	1.505	11:31:15.514
6 -	1:00.905	44.675	1:45.580 (1)	74.33		11:33:01.094
7 -	1:03.761	44.800	1:48.561	72.29	2.981	11:34:49.655

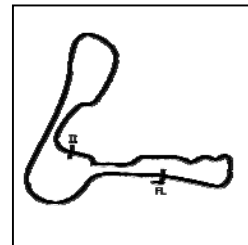
Weather / Track : Bright / Dry

Cadwell Park
Circuit Length = 2.1800 miles
Start: 11:20 Flag 11:33 End: 11:35

BMCRC - MRO Championships 2019 - Rnd 7 @ Cadwell Park

L&W Contractors BMCRC Rookie 1000 & Rookie 600

QUALIFYING - SECTOR ANALYSIS



SECTOR 1 = FL to I1, SECTOR 2 = I1 to FL, DIFF = Difference To Personal Best Lap, P = Crossed Finish Line in Pit Lane, D = Time Disallowed

P17 841 1000 Shane YOUNG			Yamaha -			
IDEAL LAP TIME : 1:45.765		BEST LAP TIME : 1:46.128		DIFFERENCE : 0.363		
LAP	SECTOR 1	SECTOR 2	LAP TIME	MPH	DIFF	TIME OF DAY
1 -	1:06.298	46.607	1:52.905	69.51	6.777	11:25:13.171
2 -	1:01.467	44.928	1:46.395 (2)	73.76	0.267	11:26:59.566
3 -	1:01.983	45.547	1:47.530	72.98	1.402	11:28:47.096
4 -	1:01.190	44.938	1:46.128 (1)	73.94		11:30:33.224
5 -	1:03.589	45.754	1:49.343	71.77	3.215	11:32:22.567
6 -	1:00.837	46.459	1:47.296 (3)	73.14	1.168	11:34:09.863

P18 606 600 Jake ANDERTON			Honda - CurrentElec Limited			
IDEAL LAP TIME : 1:47.561		BEST LAP TIME : 1:47.561		DIFFERENCE : 0.000		
LAP	SECTOR 1	SECTOR 2	LAP TIME	MPH	DIFF	TIME OF DAY
1 -	1:03.668	46.465	1:50.133	71.25	2.572	11:23:02.678
2 -	1:02.000	45.561	1:47.561 (1)	72.96		11:24:50.239
3 -	1:02.181	45.663	1:47.844 (2)	72.77	0.283	11:26:38.083
4 -	1:02.854	46.049	1:48.903 (3)	72.06	1.342	11:28:26.986
5 -	1:02.546	46.422	1:48.968	72.02	1.407	11:30:15.954
6 -	1:03.167	46.647	1:49.814	71.46	2.253	11:32:05.768
7 -	1:03.331	47.034	1:50.365	71.11	2.804	11:33:56.133

P19 53 600 Tim BANWELL			Yamaha -			
IDEAL LAP TIME : 1:47.915		BEST LAP TIME : 1:48.263		DIFFERENCE : 0.348		
LAP	SECTOR 1	SECTOR 2	LAP TIME	MPH	DIFF	TIME OF DAY
1 -	1:06.969	46.687	1:53.656	69.05	5.393	11:23:13.226
2 -	1:04.909	45.610	1:50.519	71.01	2.256	11:25:03.745
3 -	1:04.101	46.268	1:50.369	71.10	2.106	11:26:54.114
4 -	1:03.618	44.645	1:48.263 (1)	72.49		11:28:42.377
5 -	1:03.486	46.639	1:50.125	71.26	1.862	11:30:32.502
6 -	1:04.009	46.006	1:50.015 (3)	71.33	1.752	11:32:22.517
7 -	1:03.270	46.092	1:49.362 (2)	71.76	1.099	11:34:11.879

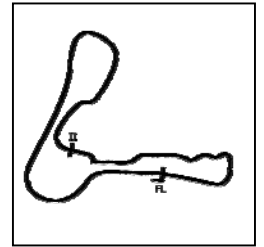
P20 61 600 Adam SYMONDS			Yamaha -			
IDEAL LAP TIME : 1:55.627		BEST LAP TIME : 1:55.811		DIFFERENCE : 0.184		
LAP	SECTOR 1	SECTOR 2	LAP TIME	MPH	DIFF	TIME OF DAY
1 -	1:11.738	50.082	2:01.820	64.42	6.009	11:25:26.438
2 -	1:09.669	48.797	1:58.466	66.24	2.655	11:27:24.904
3 -	1:08.792	48.565	1:57.357 (2)	66.87	1.546	11:29:22.261
4 -	1:08.861	49.010	1:57.871 (3)	66.58	2.060	11:31:20.132
5 -	1:10.381	48.304	1:58.685	66.12	2.874	11:33:18.817
6 -	1:07.323	48.488	1:55.811 (1)	67.76		11:35:14.628

P21 526 600 Michael ARMANI			Honda -			
IDEAL LAP TIME : 1:58.997		BEST LAP TIME : 1:59.569		DIFFERENCE : 0.572		
LAP	SECTOR 1	SECTOR 2	LAP TIME	MPH	DIFF	TIME OF DAY
1 -	1:10.725	51.801	2:02.526	64.05	2.957	11:23:34.400
2 -	1:10.757	51.119	2:01.876 (3)	64.39	2.307	11:25:36.276
3 -	1:08.438	51.131	1:59.569 (1)	65.63		11:27:35.845
4 -	1:09.401	51.282	2:00.683 (2)	65.03	1.114	11:29:36.528

BMCRC - MRO Championships 2019 - Rnd 7 @ Cadwell Park

L&W Contractors BMCRC Rookie 1000 & Rookie 600

QUALIFYING - SECTOR ANALYSIS



SECTOR 1 = FL to I1, SECTOR 2 = I1 to FL, DIFF = Difference To Personal Best Lap, P = Crossed Finish Line in Pit Lane, D = Time Disallowed

P22 96 600		Giovanni BELIOSSI		Honda - ASR Accident Storage Recovery		
IDEAL LAP TIME : 2:01.499		BEST LAP TIME : 2:01.640		DIFFERENCE : 0.141		
LAP	SECTOR 1	SECTOR 2	LAP TIME	MPH	DIFF	TIME OF DAY
1 -	1:13.844	52.877	2:06.721	61.93	5.081	11:24:49.052
2 -	1:13.582	51.778	2:05.360	62.60	3.720	11:26:54.412
3 -	1:11.346	50.610	2:01.956 (2)	64.35	0.316	11:28:56.368
4 -	1:11.517	50.540	2:02.057 (3)	64.29	0.417	11:30:58.425
5 -	1:10.959	50.681	2:01.640 (1)	64.51		11:33:00.065
6 -	1:12.842	51.666	2:04.508	63.03	2.868	11:35:04.573

BMCRC - MRO Championships 2019 - Rnd 7 @ Cadwell Park

L&W Contractors BMCRC Rookie 1000 & Rookie 600

QUALIFYING - BEST SECTORS

SECTOR 1			SECTOR 2			IDEAL / BEST COMPARISON						
POS	NO	NAME	TIME	NO	NAME	TIME	POS	NO	NAME	IDEAL	BEST	DIFF
									PERFECT LAP	1:38.149		
1	137	MCKENZIE	56.992	137	MCKENZIE	41.157	1	137	MCKENZIE	1:38.149	1:38.187	0.038
2	288	REYNOLDS	57.459	16	VAUGHAN	41.744	2	16	VAUGHAN	1:39.244	1:39.282	0.038
3	16	VAUGHAN	57.500	128	CLARKE	42.291	3	288	REYNOLDS	1:40.060	1:40.060	0.000
4	71	JENKINS	57.780	221	VENN	42.362	4	71	JENKINS	1:40.382	1:40.630	0.248
5	12	BLOCH	57.796	288	REYNOLDS	42.601	5	12	BLOCH	1:40.428	1:40.460	0.032
6	128	CLARKE	58.228	71	JENKINS	42.602	6	128	CLARKE	1:40.519	1:40.773	0.254
7	221	VENN	58.331	12	BLOCH	42.632	7	221	VENN	1:40.693	1:40.693	0.000
8	100	FEARN	58.879	100	FEARN	42.761	8	100	FEARN	1:41.640	1:42.110	0.470
9	91	CHERRETT	59.019	44	ROBINSON	42.833	9	91	CHERRETT	1:42.007	1:42.427	0.420
10	198	MORRIS	59.210	198	MORRIS	42.982	10	198	MORRIS	1:42.192	1:42.192	0.000
11	421	TINSLEY	59.391	91	CHERRETT	42.988	11	44	ROBINSON	1:42.396	1:42.760	0.364
12	611	CURTIS	59.554	421	TINSLEY	43.237	12	421	TINSLEY	1:42.628	1:42.793	0.165
13	44	ROBINSON	59.563	611	CURTIS	43.728	13	611	CURTIS	1:43.282	1:43.927	0.645
14	624	FEDRICK	59.838	624	FEDRICK	44.104	14	624	FEDRICK	1:43.942	1:44.175	0.233
15	323	MORRIS	1:00.529	323	MORRIS	44.208	15	323	MORRIS	1:44.737	1:45.240	0.503
16	841	YOUNG	1:00.837	18	WILLSHER	44.605	16	18	WILLSHER	1:45.510	1:45.580	0.070
17	18	WILLSHER	1:00.905	53	BANWELL	44.645	17	841	YOUNG	1:45.765	1:46.128	0.363
18	606	ANDERTON	1:02.000	841	YOUNG	44.928	18	606	ANDERTON	1:47.561	1:47.561	0.000
19	53	BANWELL	1:03.270	606	ANDERTON	45.561	19	53	BANWELL	1:47.915	1:48.263	0.348
20	61	SYMONDS	1:07.323	61	SYMONDS	48.304	20	61	SYMONDS	1:55.627	1:55.811	0.184
21	526	ARMANI	1:07.878	96	BELIOSSI	50.540	21	526	ARMANI	1:58.997	1:59.569	0.572
22	96	BELIOSSI	1:10.959	526	ARMANI	51.119	22	96	BELIOSSI	2:01.499	2:01.640	0.141

Weather / Track : Bright / Dry

Results can be found at www.tsl-timing.com

Cadwell Park
Circuit Length = 2.1800 miles
Start: 11:20 Flag 11:33 End: 11:35

Printed - 11:36 Saturday, 03 August 2019

BMCRC - MRO Championships 2019 - Rnd 7 @ Cadwell Park

L&W Contractors BMCRC Rookie 1000 & Rookie 600

RACE 10 - GRID (7 Laps)



CONTRACTORS LTD

ROW 9	25	2:01.640	96	Giovanni BELIOSSI	26	148	Ben MURPHY	1												
ROW 8					22	1:48.263	53	Tim BANWELL	23	1:55.811	61	Adam SYMONDS	24	1:59.569	526	Michael ARMANI				
ROW 7					19	1:44.175	624	Matthew FEDRICK	20	1:45.240	323	Benjamin MORRIS	21	1:47.561	606	Jake ANDERTON				
ROW 6									16	1:40.693	221	Matt VENN	17	1:42.192	198	Thomas MORRIS	18	1:42.760	44	James ROBINSON
ROW 5					13	1:39.282	16	Tom VAUGHAN	14	1:40.060	288	Toby REYNOLDS	15	1:40.460	12	Cedric BLOCH				
ROW 4									10				11				12			
ROW 3					7	1:43.927	611	David CURTIS	8	1:45.580	18	Albert WILLISHER	9	1:46.128	841	Shane YOUNG				
ROW 2									4	1:42.110	100	James FEARN	5	1:42.427	91	Michael CHERRETT	6	1:42.793	421	Daniel TINSLEY
ROW 1									1	1:38.187	137	Dave MCKENZIE	2	1:40.630	71	Seb JENKINS	3	1:40.773	128	Kevin CLARKE

Pole

Cadwell Park
Circuit Length = 2.1800 miles

These results are provisional until the conclusion of any judicial and technical matters.

Clerk Of Course :	Steward :	Timekeeper :
-------------------	-----------	--------------

Results can be found at www.tsl-timing.com

Printed - 11:38 Saturday, 03 August 2019



BMCRC - MRO Championships 2019 - Rnd 7 @ Cadwell Park

L&W Contractors BMCRC Rookie 1000 & Rookie 600

RACE 10 - CLASSIFICATION



CONTRACTORS LTD

POS	NO	CL	PIC NAME	ENTRY	LAPS	TIME	GAP	DIFF	MPH	BEST	ON
1	137	1000	1 Dave MCKENZIE	Yamaha - callmac scaffolding / Beeson plumbing	5	8:17.304			78.90	1:37.380	2
2	71	1000	2 Seb JENKINS	Yamaha - Advertise your business here!	5	8:27.462	10.158	10.158	77.32	1:39.884	4
3	128	1000	3 Kevin CLARKE	Suzuki -	5	8:34.697	17.393	7.235	76.23	1:40.676	3
4	100	1000	4 James FEARN	Honda -	5	8:34.905	17.601	0.208	76.20	1:41.078	2
5	421	1000	5 Daniel TINSLEY	Yamaha -	5	8:37.468	20.164	2.563	75.83	1:41.489	4
6	611	1000	6 David CURTIS	Ducati - CSS/The wife	5	8:37.513	20.209	0.045	75.82	1:41.518	4
7	841	1000	7 Shane YOUNG	Yamaha -	5	8:56.509	39.205	18.996	73.14	1:45.189	2
8	16	600	1 Tom VAUGHAN	Yamaha -	5	9:03.223	45.919	6.714	72.23	1:39.084	4
9	18	1000	8 Albert WILLISHER	Suzuki - willsher machinery ltd	5	9:05.851	48.547	2.628	71.88	1:46.074	3
10	221	600	2 Matt VENN	Kawasaki - Unique People Recruitment	5	9:05.992	48.688	0.141	71.86	1:39.340	2
11	288	600	3 Toby REYNOLDS	Honda - SKA Accountants Motorcycle tyres uk how	5	9:13.758	56.454	7.766	70.86	1:41.000	2
12	198	600	4 Thomas MORRIS	Honda -	5	9:17.159	59.855	3.401	70.42	1:41.807	4
13	323	600	5 Benjamin MORRIS	Kawasaki -	5	9:32.731	1:15.427	15.572	68.51	1:43.972	2
14	44	600	6 James ROBINSON	Honda - CurrentElec	5	9:36.146	1:18.842	3.415	68.10	1:45.552	4
15	606	600	7 Jake ANDERTON	Honda - CurrentElec Limited	5	9:48.365	1:31.061	12.219	66.69	1:47.734	2
16	53	600	8 Tim BANWELL	Yamaha -	5	9:50.933	1:33.629	2.568	66.40	1:47.876	5
17	61	600	9 Adam SYMONDS	Yamaha -	5	9:51.896	1:34.592	0.963	66.29	1:47.897	4
18	526	600	10 Michael ARMANI	Honda -	4	8:41.569	1 Lap	1 Lap	60.18	1:59.345	4

NOT CLASSIFIED

DNF	12	600	Cedric BLOCH	Kawasaki - Brigit's Group & SDC Performance	4	7:24.320	1 Lap		70.65	1:38.637	4
-----	----	-----	--------------	---	---	----------	-------	--	-------	----------	---

FASTEST LAP

137	1000	Dave MCKENZIE	Yamaha - callmac scaffolding / Beeson plumbing	2	1:37.380	80.59 mph	129.70 kph
12	600	Cedric BLOCH	Kawasaki - Brigit's Group & SDC Performance	4	1:38.637	79.56 mph	128.04 kph

Class 1000 - 92.5% of Race Speed = 72.98 mph

Class 600 - 92.5% of Race Speed = 66.81 mph

Cadwell Park

Circuit Length = 2.1800 miles

Start: 16:21 Flag 16:29 End: 16:31

Weather / Track : Bright / Dry

These results are provisional until the conclusion of any judicial and technical matters.

Clerk Of Course :	Steward :	Timekeeper :
-------------------	-----------	--------------

Results can be found at www.tsl-timing.com

Printed - 16:31 Saturday, 03 August 2019



BMCRC - MRO Championships 2019 - Rnd 7 @ Cadwell Park

L&W Contractors BMCRC Rookie 1000 & Rookie 600

RACE 10 - LAP CHART

LAP 1 @ 16:23:18.610

NO	BEHIND	LAP TIME
137		1:45.587
71	0.369	1:45.956
128	1.378	1:46.965
100	1.780	1:47.367
421	4.307	1:49.894
611	4.455	1:50.042
841	6.014	1:51.601
18	9.570	1:55.157
16	40.347	2:25.934
12	41.015	2:26.602
288	41.739	2:27.326
221	41.841	2:27.428
198	43.228	2:28.815
44	45.357	2:30.944
323	46.702	2:32.289
606	48.166	2:33.753
53	49.891	2:35.478
61	51.164	2:36.751
526	56.947	2:42.534

LAP 2 @ 16:24:55.990

NO	BEHIND	LAP TIME
137		1:37.380
71	3.469	1:40.480
100	5.478	1:41.078
128	6.533	1:42.535
421	8.948	1:42.021
611	9.345	1:42.270
841	13.823	1:45.189
18	18.873	1:46.683
16	42.552	1:39.585
12	43.130	1:39.495
221	43.801	1:39.340
288	45.359	1:41.000
198	47.831	1:41.983
323	53.294	1:43.972
44	54.440	1:46.463
606	58.520	1:47.734
53	1:01.355	1:48.844
61	1:03.074	1:49.290
526	1:19.476	1:59.909

LAP 3 @ 16:26:33.999

NO	BEHIND	LAP TIME
137		1:38.009
71	6.034	1:40.574
100	9.033	1:41.564
128	9.200	1:40.676
421	12.670	1:41.731
611	12.914	1:41.578
841	22.554	1:46.740
18	26.938	1:46.074
16	43.881	1:39.338
12	44.707	1:39.586
221	45.485	1:39.693
288	48.709	1:41.359
198	52.305	1:42.483
323	1:00.035	1:44.750
44	1:03.031	1:46.600
606	1:08.704	1:48.193
53	1:12.873	1:49.527

61 1:14.655 1:49.590

LAP 4 @ 16:28:12.755

NO	BEHIND	LAP TIME
137		1:38.756
526	1 Lap	1:59.781
71	7.162	1:39.884
100	11.910	1:41.633
128	12.319	1:41.875
421	15.403	1:41.489
611	15.676	1:41.518
841	29.644	1:45.846
18	35.471	1:47.289
16	44.209	1:39.084
12	44.588	1:38.637
221	46.258	1:39.529
288	51.506	1:41.553
198	55.356	1:41.807
323	1:06.807	1:45.528
44	1:09.827	1:45.552
606	1:19.062	1:49.114
53	1:23.325	1:49.208
61	1:23.796	1:47.897

LAP 5 @ 16:29:50.327

NO	BEHIND	LAP TIME
137		1:37.572
71	10.158	1:40.568
128	17.393	1:42.646
100	17.601	1:43.263
421	20.164	1:42.333
611	20.209	1:42.105
526	1 Lap	1:59.345
841	39.205	1:47.133
16	45.919	1:39.282
18	48.547	1:50.648
221	48.688	1:40.002
288	56.454	1:42.520
198	59.855	1:42.071
323	1:15.427	1:46.192
44	1:18.842	1:46.587
606	1:31.061	1:49.571
53	1:33.629	1:47.876
61	1:34.592	1:48.368

Weather / Track : Bright / Dry

Results can be found at www.tsl-timing.com

Cadwell Park

Circuit Length = 2.1800 miles

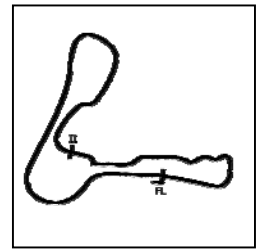
Start: 16:21 Flag 16:29 End: 16:31

Printed - 16:32 Saturday, 03 August 2019

BMCRC - MRO Championships 2019 - Rnd 7 @ Cadwell Park

L&W Contractors BMCRC Rookie 1000 & Rookie 600

RACE 10 - SECTOR ANALYSIS



SECTOR 1 = FL to I1, SECTOR 2 = I1 to FL, DIFF = Difference To Personal Best Lap, P = Crossed Finish Line in Pit Lane, D = Time Disallowed

P1 137 1000 Dave MCKENZIE		Yamaha - callmac scaffolding / Beeson plumbing				
IDEAL LAP TIME : 1:37.341		BEST LAP TIME : 1:37.380		DIFFERENCE : 0.039		
LAP	SECTOR 1	SECTOR 2	LAP TIME	MPH	DIFF	TIME OF DAY
1 -		41.767	1:45.587	74.32	8.207	16:23:18.610
2 -	56.230	41.150	1:37.380 (1)	80.59		16:24:55.990
3 -	56.857	41.152	1:38.009 (3)	80.07	0.629	16:26:33.999
4 -	56.946	41.810	1:38.756	79.46	1.376	16:28:12.755
5 -	56.461	41.111	1:37.572 (2)	80.43	0.192	16:29:50.327

P2 71 1000 Seb JENKINS		Yamaha - Advertise your business here!				
IDEAL LAP TIME : 1:39.766		BEST LAP TIME : 1:39.884		DIFFERENCE : 0.118		
LAP	SECTOR 1	SECTOR 2	LAP TIME	MPH	DIFF	TIME OF DAY
1 -		42.709	1:45.956	74.06	6.072	16:23:18.979
2 -	57.528	42.952	1:40.480 (2)	78.10	0.596	16:24:59.459
3 -	58.038	42.536	1:40.574	78.03	0.690	16:26:40.033
4 -	57.646	42.238	1:39.884 (1)	78.57		16:28:19.917
5 -	58.101	42.467	1:40.568 (3)	78.03	0.684	16:30:00.485

P3 128 1000 Kevin CLARKE		Suzuki -				
IDEAL LAP TIME : 1:40.676		BEST LAP TIME : 1:40.676		DIFFERENCE : 0.000		
LAP	SECTOR 1	SECTOR 2	LAP TIME	MPH	DIFF	TIME OF DAY
1 -		43.155	1:46.965	73.37	6.289	16:23:19.988
2 -	58.449	44.086	1:42.535 (3)	76.54	1.859	16:25:02.523
3 -	58.141	42.535	1:40.676 (1)	77.95		16:26:43.199
4 -	59.148	42.727	1:41.875 (2)	77.03	1.199	16:28:25.074
5 -	59.344	43.302	1:42.646	76.45	1.970	16:30:07.720

P4 100 1000 James FEARN		Honda -				
IDEAL LAP TIME : 1:40.752		BEST LAP TIME : 1:41.078		DIFFERENCE : 0.326		
LAP	SECTOR 1	SECTOR 2	LAP TIME	MPH	DIFF	TIME OF DAY
1 -		42.239	1:47.367	73.09	6.289	16:23:20.390
2 -	58.513	42.565	1:41.078 (1)	77.64		16:25:01.468
3 -	58.859	42.705	1:41.564 (2)	77.27	0.486	16:26:43.032
4 -	59.018	42.615	1:41.633 (3)	77.21	0.555	16:28:24.665
5 -	1:00.116	43.147	1:43.263	76.00	2.185	16:30:07.928

P5 421 1000 Daniel TINSLEY		Yamaha -				
IDEAL LAP TIME : 1:40.888		BEST LAP TIME : 1:41.489		DIFFERENCE : 0.601		
LAP	SECTOR 1	SECTOR 2	LAP TIME	MPH	DIFF	TIME OF DAY
1 -		43.618	1:49.894	71.41	8.405	16:23:22.917
2 -	59.040	42.981	1:42.021 (3)	76.92	0.532	16:25:04.938
3 -	58.894	42.837	1:41.731 (2)	77.14	0.242	16:26:46.669
4 -	58.827	42.662	1:41.489 (1)	77.32		16:28:28.158
5 -	58.226	44.107	1:42.333	76.69	0.844	16:30:10.491

P6 611 1000 David CURTIS		Ducati - CSS/The wife				
IDEAL LAP TIME : 1:41.264		BEST LAP TIME : 1:41.518		DIFFERENCE : 0.254		
LAP	SECTOR 1	SECTOR 2	LAP TIME	MPH	DIFF	TIME OF DAY
1 -		43.420	1:50.042	71.31	8.524	16:23:23.065
2 -	59.412	42.858	1:42.270	76.73	0.752	16:25:05.335
3 -	58.987	42.591	1:41.578 (2)	77.26	0.060	16:26:46.913
4 -	58.985	42.533	1:41.518 (1)	77.30		16:28:28.431
5 -	58.731	43.374	1:42.105 (3)	76.86	0.587	16:30:10.536

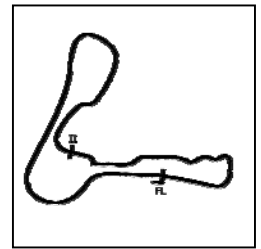
Weather / Track : Bright / Dry

Cadwell Park
Circuit Length = 2.1800 miles
Start: 16:21 Flag 16:29 End: 16:31

BMCRC - MRO Championships 2019 - Rnd 7 @ Cadwell Park

L&W Contractors BMCRC Rookie 1000 & Rookie 600

RACE 10 - SECTOR ANALYSIS



SECTOR 1 = FL to I1, SECTOR 2 = I1 to FL, DIFF = Difference To Personal Best Lap, P = Crossed Finish Line in Pit Lane, D = Time Disallowed

P7 841 1000		Shane YOUNG		Yamaha -		
IDEAL LAP TIME : 1:44.879		BEST LAP TIME : 1:45.189		DIFFERENCE : 0.310		
LAP	SECTOR 1	SECTOR 2	LAP TIME	MPH	DIFF	TIME OF DAY
1 -		44.185	1:51.601	70.32	6.412	16:23:24.624
2 -	1:00.694	44.495	1:45.189 (1)	74.60		16:25:09.813
3 -	1:01.476	45.264	1:46.740 (3)	73.52	1.551	16:26:56.553
4 -	1:00.971	44.875	1:45.846 (2)	74.14	0.657	16:28:42.399
5 -	1:01.723	45.410	1:47.133	73.25	1.944	16:30:29.532

P8 16 600		Tom VAUGHAN		Yamaha -		
IDEAL LAP TIME : 1:38.865		BEST LAP TIME : 1:39.084		DIFFERENCE : 0.219		
LAP	SECTOR 1	SECTOR 2	LAP TIME	MPH	DIFF	TIME OF DAY
1 -		42.251	2:25.934	53.77	46.850	16:23:58.957
2 -	57.593	41.992	1:39.585	78.80	0.501	16:25:38.542
3 -	57.795	41.543	1:39.338 (3)	79.00	0.254	16:27:17.880
4 -	57.535	41.549	1:39.084 (1)	79.20		16:28:56.964
5 -	57.322	41.960	1:39.282 (2)	79.04	0.198	16:30:36.246

P9 18 1000		Albert WILLISHER		Suzuki - willsher machinery ltd		
IDEAL LAP TIME : 1:45.979		BEST LAP TIME : 1:46.074		DIFFERENCE : 0.095		
LAP	SECTOR 1	SECTOR 2	LAP TIME	MPH	DIFF	TIME OF DAY
1 -		45.294	1:55.157	68.15	9.083	16:23:28.180
2 -	1:01.725	44.958	1:46.683 (2)	73.56	0.609	16:25:14.863
3 -	1:01.820	44.254	1:46.074 (1)	73.98		16:27:00.937
4 -	1:02.772	44.517	1:47.289 (3)	73.14	1.215	16:28:48.226
5 -	1:02.402	48.246	1:50.648	70.92	4.574	16:30:38.874

P10 221 600		Matt VENN		Kawasaki - Unique People Recruitment		
IDEAL LAP TIME : 1:39.340		BEST LAP TIME : 1:39.340		DIFFERENCE : 0.000		
LAP	SECTOR 1	SECTOR 2	LAP TIME	MPH	DIFF	TIME OF DAY
1 -		42.752	2:27.428	53.23	48.088	16:24:00.451
2 -	57.540	41.800	1:39.340 (1)	79.00		16:25:39.791
3 -	57.863	41.830	1:39.693 (3)	78.72	0.353	16:27:19.484
4 -	57.562	41.967	1:39.529 (2)	78.85	0.189	16:28:59.013
5 -	57.873	42.129	1:40.002	78.47	0.662	16:30:39.015

P11 288 600		Toby REYNOLDS		Honda - SKA Accountants Motorcycle tyres uk howesyourheati		
IDEAL LAP TIME : 1:40.946		BEST LAP TIME : 1:41.000		DIFFERENCE : 0.054		
LAP	SECTOR 1	SECTOR 2	LAP TIME	MPH	DIFF	TIME OF DAY
1 -		42.815	2:27.326	53.26	46.326	16:24:00.349
2 -	58.347	42.653	1:41.000 (1)	77.70		16:25:41.349
3 -	58.293	43.066	1:41.359 (2)	77.42	0.359	16:27:22.708
4 -	58.412	43.141	1:41.553 (3)	77.28	0.553	16:29:04.261
5 -	58.978	43.542	1:42.520	76.55	1.520	16:30:46.781

P12 198 600		Thomas MORRIS		Honda -		
IDEAL LAP TIME : 1:41.649		BEST LAP TIME : 1:41.807		DIFFERENCE : 0.158		
LAP	SECTOR 1	SECTOR 2	LAP TIME	MPH	DIFF	TIME OF DAY
1 -		43.186	2:28.815	52.73	47.008	16:24:01.838
2 -	58.786	43.197	1:41.983 (2)	76.95	0.176	16:25:43.821
3 -	59.289	43.194	1:42.483	76.57	0.676	16:27:26.304
4 -	58.882	42.925	1:41.807 (1)	77.08		16:29:08.111
5 -	58.724	43.347	1:42.071 (3)	76.88	0.264	16:30:50.182

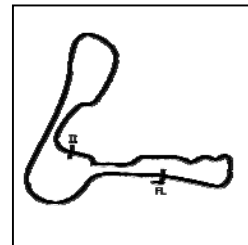
Weather / Track : Bright / Dry

Cadwell Park
Circuit Length = 2.1800 miles
Start: 16:21 Flag 16:29 End: 16:31

BMCRC - MRO Championships 2019 - Rnd 7 @ Cadwell Park

L&W Contractors BMCRC Rookie 1000 & Rookie 600

RACE 10 - SECTOR ANALYSIS



SECTOR 1 = FL to I1, SECTOR 2 = I1 to FL, DIFF = Difference To Personal Best Lap, P = Crossed Finish Line in Pit Lane, D = Time Disallowed

P13 323 600 Benjamin MORRIS		Kawasaki -				
IDEAL LAP TIME : 1:43.843		BEST LAP TIME : 1:43.972				
		DIFFERENCE : 0.129				
LAP	SECTOR 1	SECTOR 2	LAP TIME	MPH	DIFF	TIME OF DAY
1 -		44.182	2:32.289	51.53	48.317	16:24:05.312
2 -	59.661	44.311	1:43.972 (1)	75.48		16:25:49.284
3 -	1:00.352	44.398	1:44.750 (2)	74.92	0.778	16:27:34.034
4 -	1:00.847	44.681	1:45.528 (3)	74.36	1.556	16:29:19.562
5 -	1:00.620	45.572	1:46.192	73.90	2.220	16:31:05.754

P14 44 600 James ROBINSON		Honda - CurrentElec				
IDEAL LAP TIME : 1:45.470		BEST LAP TIME : 1:45.552				
		DIFFERENCE : 0.082				
LAP	SECTOR 1	SECTOR 2	LAP TIME	MPH	DIFF	TIME OF DAY
1 -		44.263	2:30.944	51.99	45.392	16:24:03.967
2 -	1:01.885	44.578	1:46.463 (2)	73.71	0.911	16:25:50.430
3 -	1:01.878	44.722	1:46.600	73.62	1.048	16:27:37.030
4 -	1:01.207	44.345	1:45.552 (1)	74.35		16:29:22.582
5 -	1:01.830	44.757	1:46.587 (3)	73.63	1.035	16:31:09.169

P15 606 600 Jake ANDERTON		Honda - CurrentElec Limited				
IDEAL LAP TIME : 1:47.510		BEST LAP TIME : 1:47.734				
		DIFFERENCE : 0.224				
LAP	SECTOR 1	SECTOR 2	LAP TIME	MPH	DIFF	TIME OF DAY
1 -		45.417	2:33.753	51.04	46.019	16:24:06.776
2 -	1:02.093	45.641	1:47.734 (1)	72.84		16:25:54.510
3 -	1:02.341	45.852	1:48.193 (2)	72.53	0.459	16:27:42.703
4 -	1:02.926	46.188	1:49.114 (3)	71.92	1.380	16:29:31.817
5 -	1:02.993	46.578	1:49.571	71.62	1.837	16:31:21.388

P16 53 600 Tim BANWELL		Yamaha -				
IDEAL LAP TIME : 1:47.827		BEST LAP TIME : 1:47.876				
		DIFFERENCE : 0.049				
LAP	SECTOR 1	SECTOR 2	LAP TIME	MPH	DIFF	TIME OF DAY
1 -		45.887	2:35.478	50.47	47.602	16:24:08.501
2 -	1:03.043	45.801	1:48.844 (2)	72.10	0.968	16:25:57.345
3 -	1:03.896	45.631	1:49.527	71.65	1.651	16:27:46.872
4 -	1:04.108	45.100	1:49.208 (3)	71.86	1.332	16:29:36.080
5 -	1:03.092	44.784	1:47.876 (1)	72.75		16:31:23.956

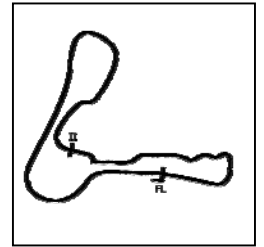
P17 61 600 Adam SYMONDS		Yamaha -				
IDEAL LAP TIME : 1:47.593		BEST LAP TIME : 1:47.897				
		DIFFERENCE : 0.304				
LAP	SECTOR 1	SECTOR 2	LAP TIME	MPH	DIFF	TIME OF DAY
1 -		45.719	2:36.751	50.06	48.854	16:24:09.774
2 -	1:03.765	45.525	1:49.290 (3)	71.80	1.393	16:25:59.064
3 -	1:03.953	45.637	1:49.590	71.61	1.693	16:27:48.654
4 -	1:03.410	44.487	1:47.897 (1)	72.73		16:29:36.551
5 -	1:03.106	45.262	1:48.368 (2)	72.42	0.471	16:31:24.919

P18 526 600 Michael ARMANI		Honda -				
IDEAL LAP TIME : 1:58.341		BEST LAP TIME : 1:59.345				
		DIFFERENCE : 1.004				
LAP	SECTOR 1	SECTOR 2	LAP TIME	MPH	DIFF	TIME OF DAY
1 -		49.684	2:42.534	48.28	43.189	16:24:15.557
2 -	1:08.657	51.252	1:59.909 (3)	65.45	0.564	16:26:15.466
3 -	1:09.784	49.997	1:59.781 (2)	65.52	0.436	16:28:15.247
4 -	1:08.786	50.559	1:59.345 (1)	65.75		16:30:14.592

BMCRC - MRO Championships 2019 - Rnd 7 @ Cadwell Park

L&W Contractors BMCRC Rookie 1000 & Rookie 600

RACE 10 - SECTOR ANALYSIS



SECTOR 1 = FL to I1, SECTOR 2 = I1 to FL, DIFF = Difference To Personal Best Lap, P = Crossed Finish Line in Pit Lane, D = Time Disallowed

P19 12 600 Cedric BLOCH		Kawasaki - Brigit's Group & SDC Performance				
IDEAL LAP TIME : 1:38.592		BEST LAP TIME : 1:38.637		DIFFERENCE : 0.045		
LAP	SECTOR 1	SECTOR 2	LAP TIME	MPH	DIFF	TIME OF DAY
1 -		42.663	2:26.602	53.53	47.965	16:23:59.625
2 -	57.441	42.054	1:39.495 (2)	78.87	0.858	16:25:39.120
3 -	58.057	41.529	1:39.586 (3)	78.80	0.949	16:27:18.706
4 -	57.063	41.574	1:38.637 (1)	79.56		16:28:57.343

BMCRC - MRO Championships 2019 - Rnd 7 @ Cadwell Park

L&W Contractors BMCRC Rookie 1000 & Rookie 600

RACE 10 - BEST SECTORS

SECTOR 1			SECTOR 2			IDEAL / BEST COMPARISON						
POS	NO	NAME	TIME	NO	NAME	TIME	POS	NO	NAME	IDEAL	BEST	DIFF
									PERFECT LAP	1:37.341		
1	137	MCKENZIE	56.230	137	MCKENZIE	41.111	1	137	MCKENZIE	1:37.341	1:37.380	0.039
2	12	BLOCH	57.063	12	BLOCH	41.529	2	12	BLOCH	1:38.592	1:38.637	0.045
3	16	VAUGHAN	57.322	16	VAUGHAN	41.543	3	16	VAUGHAN	1:38.865	1:39.084	0.219
4	71	JENKINS	57.528	221	VENN	41.800	4	221	VENN	1:39.340	1:39.340	0.000
5	221	VENN	57.540	71	JENKINS	42.238	5	71	JENKINS	1:39.766	1:39.884	0.118
6	128	CLARKE	58.141	100	FEARN	42.239	6	128	CLARKE	1:40.676	1:40.676	0.000
7	421	TINSLEY	58.226	611	CURTIS	42.533	7	100	FEARN	1:40.752	1:41.078	0.326
8	288	REYNOLDS	58.293	128	CLARKE	42.535	8	421	TINSLEY	1:40.888	1:41.489	0.601
9	100	FEARN	58.513	288	REYNOLDS	42.653	9	288	REYNOLDS	1:40.946	1:41.000	0.054
10	198	MORRIS	58.724	421	TINSLEY	42.662	10	611	CURTIS	1:41.264	1:41.518	0.254
11	611	CURTIS	58.731	198	MORRIS	42.925	11	198	MORRIS	1:41.649	1:41.807	0.158
12	323	MORRIS	59.661	323	MORRIS	44.182	12	323	MORRIS	1:43.843	1:43.972	0.129
13	841	YOUNG	1:00.694	841	YOUNG	44.185	13	841	YOUNG	1:44.879	1:45.189	0.310
14	44	ROBINSON	1:01.207	18	WILLSHER	44.254	14	44	ROBINSON	1:45.470	1:45.552	0.082
15	18	WILLSHER	1:01.725	44	ROBINSON	44.263	15	18	WILLSHER	1:45.979	1:46.074	0.095
16	606	ANDERTON	1:02.093	61	SYMONDS	44.487	16	606	ANDERTON	1:47.510	1:47.734	0.224
17	53	BANWELL	1:03.043	53	BANWELL	44.784	17	61	SYMONDS	1:47.593	1:47.897	0.304
18	61	SYMONDS	1:03.106	606	ANDERTON	45.417	18	53	BANWELL	1:47.827	1:47.876	0.049
19	526	ARMANI	1:08.657	526	ARMANI	49.684	19	526	ARMANI	1:58.341	1:59.345	1.004

Weather / Track : Bright / Dry

Results can be found at www.tsl-timing.com

Cadwell Park
Circuit Length = 2.1800 miles
Start: 16:21 Flag 16:29 End: 16:31
Printed - 16:32 Saturday, 03 August 2019

BMCRC - MRO Championships 2019 - Rnd 7 @ Cadwell Park

L&W Contractors BMCRC Rookie 1000 & Rookie 600

RACE 18 - GRID (5 Laps)



CONTRACTORS LTD

ROW 9	25	96	Giovanni BELIOSSI	26	148	Ben MURPHY	1						
ROW 8		22	61	Adam SYMONDS	1:47.897	23	526	Michael ARMANI	1:59.345	24	624	Matthew FEDRICK	
ROW 7	19	44	James ROBINSON	1:45.552	20	606	Jake ANDERTON	1:47.734	21	53	Tim BANWELL	1:47.876	
ROW 6		16	288	Toby REYNOLDS	1:41.000	17	198	Thomas MORRIS	1:41.807	18	323	Benjamin MORRIS	1:43.972
ROW 5	13	12	Cedric BLOCH	1:38.637	14	16	Tom VAUGHAN	1:39.084	15	221	Matt VENN	1:39.340	
ROW 4		10				11				12			
ROW 3	7	841	Shane YOUNG	1:45.189	8	18	Albert WILLISHER	1:46.074	9	91	Michael CHERRETT		
ROW 2		4	100	James FEARN	1:41.078	5	421	Daniel TINSLEY	1:41.489	6	611	David CURTIS	1:41.518
ROW 1	1	137	Dave MCKENZIE	1:37.380	2	71	Seb JENKINS	1:39.884	3	128	Kevin CLARKE	1:40.676	
			Pole										

Cadwell Park
Circuit Length = 2.1800 miles

These results are provisional until the conclusion of any judicial and technical matters.

Clerk Of Course :	Steward :	Timekeeper :
-------------------	-----------	--------------

Results can be found at www.tsl-timing.com

Printed - 16:36 Saturday, 03 August 2019



BMCRC - MRO Championships 2019 - Rnd 7 @ Cadwell Park

L&W Contractors BMCRC Rookie 1000 & Rookie 600

RACE 18 - CLASSIFICATION



CONTRACTORS LTD

POS	NO	CL	PIC NAME	ENTRY	LAPS	TIME	GAP	DIFF	MPH	BEST	ON
1	137	1000	1 Dave MCKENZIE	Yamaha - callmac scaffolding / Beeson plumbing	5	8:21.086			78.31	1:37.634	3
2	71	1000	2 Seb JENKINS	Yamaha - Advertise your business here!	5	8:28.013	6.927	6.927	77.24	1:40.193	5
3	611	1000	3 David CURTIS	Ducati - CSS/The wife	5	8:32.179	11.093	4.166	76.61	1:40.142	3
4	100	1000	4 James FEARN	Honda -	5	8:32.455	11.369	0.276	76.57	1:40.978	4
5	128	1000	5 Kevin CLARKE	Suzuki -	5	8:32.959	11.873	0.504	76.49	1:40.608	2
6	421	1000	6 Daniel TINSLEY	Yamaha -	5	8:46.232	25.146	13.273	74.56	1:42.736	2
7	16	600	1 Tom VAUGHAN	Yamaha -	5	8:52.438	31.352	6.206	73.69	1:38.465	3
8	12	600	2 Cedric BLOCH	Kawasaki - Brigit's Group & SDC Performance	5	9:00.858	39.772	8.420	72.55	1:40.440	5
9	841	1000	7 Shane YOUNG	Yamaha -	5	9:01.132	40.046	0.274	72.51	1:45.582	2
10	221	600	3 Matt VENN	Kawasaki - Unique People Recruitment	5	9:01.252	40.166	0.120	72.49	1:40.573	4
11	288	600	4 Toby REYNOLDS	Honda - SKA Accountants Motorcycle tyres uk how	5	9:01.489	40.403	0.237	72.46	1:40.516	5
12	198	600	5 Thomas MORRIS	Honda -	5	9:11.243	50.157	9.754	71.18	1:42.425	4
13	323	600	6 Benjamin MORRIS	Kawasaki -	5	9:22.690	1:01.604	11.447	69.73	1:44.722	3
14	606	600	7 Jake ANDERTON	Honda - CurrentElec Limited	5	9:29.845	1:08.759	7.155	68.86	1:46.134	4
15	18	1000	8 Albert WILLISHER	Suzuki - willsher machinery ltd	5	9:34.710	1:13.624	4.865	68.27	1:50.618	4
16	61	600	8 Adam SYMONDS	Yamaha -	5	9:49.800	1:28.714	15.090	66.53	1:49.897	5
17	96	600	9 Giovanni BELIOSSI	Honda - ASR Accident Storage Recovery	4	8:50.490	1 Lap	1 Lap	59.17	2:02.259	4

FASTEST LAP

137	1000	Dave MCKENZIE	Yamaha - callmac scaffolding / Beeson plumbing	3	1:37.634	80.38 mph	129.36 kph
16	600	Tom VAUGHAN	Yamaha -	3	1:38.465	79.70 mph	128.27 kph

Class 1000 - 92.5% of Race Speed = 72.43 mph

Class 600 - 92.5% of Race Speed = 68.16 mph

Cadwell Park

Circuit Length = 2.1800 miles

Start: 18:27 Flag 18:36 End: 18:37

Weather / Track : Bright / Dry

These results are provisional until the conclusion of any judicial and technical matters.

Clerk Of Course :	Steward :	Timekeeper :
-------------------	-----------	--------------

Results can be found at www.tsl-timing.com

Printed - 18:37 Saturday, 03 August 2019



BMCRC - MRO Championships 2019 - Rnd 7 @ Cadwell Park

L&W Contractors BMCRC Rookie 1000 & Rookie 600

RACE 18 - LAP CHART

LAP 1 @ 18:29:32.278

NO	BEHIND	LAP TIME
71		1:45.678
137	1.243	1:46.921
100	1.283	1:46.961
611	1.983	1:47.661
128	4.052	1:49.730
841	5.101	1:50.779
421	5.226	1:50.904
18	15.591	2:01.269
16	30.283	2:15.961
221	31.398	2:17.076
12	31.789	2:17.467
288	32.287	2:17.965
198	33.876	2:19.554
323	36.103	2:21.781
606	38.537	2:24.215
61	41.885	2:27.563
96	54.720	2:40.398

71	5.349	1:40.672
96	1 Lap	2:03.708
611	7.325	1:40.620
100	8.847	1:40.978
128	9.835	1:40.724
421	18.130	1:43.383
16	30.542	1:39.282
841	32.190	1:49.348
221	37.475	1:40.573
12	37.947	1:40.605
288	38.502	1:40.736
198	46.167	1:42.425
323	53.883	1:45.104
18	1:00.062	1:50.618
606	1:00.635	1:46.134
61	1:17.432	1:51.334

LAP 5 @ 18:36:07.686

NO	BEHIND	LAP TIME
137		1:38.615
71	6.927	1:40.193
611	11.093	1:42.383
100	11.369	1:41.137
128	11.873	1:40.653
421	25.146	1:45.631
96	1 Lap	2:02.259
16	31.352	1:39.425
12	39.772	1:40.440
841	40.046	1:46.471
221	40.166	1:41.306
288	40.403	1:40.516
198	50.157	1:42.605
323	1:01.604	1:46.336
606	1:08.759	1:46.739
18	1:13.624	1:52.177
61	1:28.714	1:49.897

LAP 2 @ 18:31:12.815

NO	BEHIND	LAP TIME
137		1:39.294
71	0.407	1:40.944
100	2.490	1:41.744
611	2.819	1:41.373
128	4.123	1:40.608
421	7.425	1:42.736
841	10.146	1:45.582
16	29.051	1:39.305
18	31.231	1:56.177
221	31.768	1:40.907
12	32.121	1:40.869
288	32.558	1:40.808
198	36.095	1:42.756
323	40.313	1:44.747
606	44.412	1:46.412
61	51.768	1:50.420
96	1:18.308	2:04.125

LAP 3 @ 18:32:50.449

NO	BEHIND	LAP TIME
137		1:37.634
71	3.299	1:40.526
611	5.327	1:40.142
100	6.491	1:41.635
128	7.733	1:41.244
421	13.369	1:43.578
841	21.464	1:48.952
16	29.882	1:38.465
221	35.524	1:41.390
12	35.964	1:41.477
288	36.388	1:41.464
198	42.364	1:43.903
323	47.401	1:44.722
18	48.066	1:54.469
606	53.123	1:46.345
61	1:04.720	1:50.586

LAP 4 @ 18:34:29.071

NO	BEHIND	LAP TIME
137		1:38.622

Weather / Track : Bright / Dry

Results can be found at www.tsl-timing.com

Cadwell Park

Circuit Length = 2.1800 miles

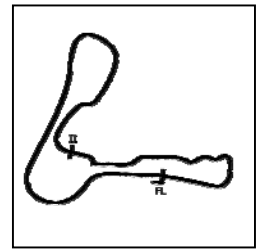
Start: 18:27 Flag 18:36 End: 18:37

Printed - 18:39 Saturday, 03 August 2019

BMCRC - MRO Championships 2019 - Rnd 7 @ Cadwell Park

L&W Contractors BMCRC Rookie 1000 & Rookie 600

RACE 18 - SECTOR ANALYSIS



SECTOR 1 = FL to I1, SECTOR 2 = I1 to FL, DIFF = Difference To Personal Best Lap, P = Crossed Finish Line in Pit Lane, D = Time Disallowed

P1 137 1000 Dave MCKENZIE		Yamaha - callmac scaffolding / Beeson plumbing				
IDEAL LAP TIME : 1:37.634		BEST LAP TIME : 1:37.634		DIFFERENCE : 0.000		
LAP	SECTOR 1	SECTOR 2	LAP TIME	MPH	DIFF	TIME OF DAY
1 -		42.680	1:46.921	73.40	9.287	18:29:33.521
2 -	56.900	42.394	1:39.294	79.03	1.660	18:31:12.815
3 -	56.622	41.012	1:37.634 (1)	80.38		18:32:50.449
4 -	57.156	41.466	1:38.622 (3)	79.57	0.988	18:34:29.071
5 -	57.344	41.271	1:38.615 (2)	79.58	0.981	18:36:07.686

P2 71 1000 Seb JENKINS		Yamaha - Advertise your business here!				
IDEAL LAP TIME : 1:40.193		BEST LAP TIME : 1:40.193		DIFFERENCE : 0.000		
LAP	SECTOR 1	SECTOR 2	LAP TIME	MPH	DIFF	TIME OF DAY
1 -		42.415	1:45.678	74.26	5.485	18:29:32.278
2 -	57.884	43.060	1:40.944	77.74	0.751	18:31:13.222
3 -	57.926	42.600	1:40.526 (2)	78.07	0.333	18:32:53.748
4 -	58.119	42.553	1:40.672 (3)	77.95	0.479	18:34:34.420
5 -	57.778	42.415	1:40.193 (1)	78.32		18:36:14.613

P3 611 1000 David CURTIS		Ducati - CSS/The wife				
IDEAL LAP TIME : 1:40.061		BEST LAP TIME : 1:40.142		DIFFERENCE : 0.081		
LAP	SECTOR 1	SECTOR 2	LAP TIME	MPH	DIFF	TIME OF DAY
1 -		42.707	1:47.661	72.89	7.519	18:29:34.261
2 -	58.821	42.552	1:41.373 (3)	77.41	1.231	18:31:15.634
3 -	58.278	41.864	1:40.142 (1)	78.36		18:32:55.776
4 -	58.197	42.423	1:40.620 (2)	77.99	0.478	18:34:36.396
5 -	59.348	43.035	1:42.383	76.65	2.241	18:36:18.779

P4 100 1000 James FEARN		Honda -				
IDEAL LAP TIME : 1:40.950		BEST LAP TIME : 1:40.978		DIFFERENCE : 0.028		
LAP	SECTOR 1	SECTOR 2	LAP TIME	MPH	DIFF	TIME OF DAY
1 -		42.908	1:46.961	73.37	5.983	18:29:33.561
2 -	58.860	42.884	1:41.744	77.13	0.766	18:31:15.305
3 -	59.163	42.472	1:41.635 (3)	77.21	0.657	18:32:56.940
4 -	58.504	42.474	1:40.978 (1)	77.72		18:34:37.918
5 -	58.691	42.446	1:41.137 (2)	77.59	0.159	18:36:19.055

P5 128 1000 Kevin CLARKE		Suzuki -				
IDEAL LAP TIME : 1:40.533		BEST LAP TIME : 1:40.608		DIFFERENCE : 0.075		
LAP	SECTOR 1	SECTOR 2	LAP TIME	MPH	DIFF	TIME OF DAY
1 -		43.366	1:49.730	71.52	9.122	18:29:36.330
2 -	58.177	42.431	1:40.608 (1)	78.00		18:31:16.938
3 -	58.710	42.534	1:41.244	77.51	0.636	18:32:58.182
4 -	58.368	42.356	1:40.724 (3)	77.91	0.116	18:34:38.906
5 -	58.178	42.475	1:40.653 (2)	77.97	0.045	18:36:19.559

P6 421 1000 Daniel TINSLEY		Yamaha -				
IDEAL LAP TIME : 1:42.736		BEST LAP TIME : 1:42.736		DIFFERENCE : 0.000		
LAP	SECTOR 1	SECTOR 2	LAP TIME	MPH	DIFF	TIME OF DAY
1 -		43.854	1:50.904	70.76	8.168	18:29:37.504
2 -	58.981	43.755	1:42.736 (1)	76.39		18:31:20.240
3 -	59.450	44.128	1:43.578 (3)	75.76	0.842	18:33:03.818
4 -	59.507	43.876	1:43.383 (2)	75.91	0.647	18:34:47.201
5 -	59.333	46.298	1:45.631	74.29	2.895	18:36:32.832

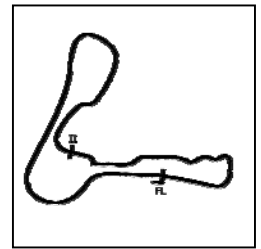
Weather / Track : Bright / Dry

Cadwell Park
Circuit Length = 2.1800 miles
Start: 18:27 Flag 18:36 End: 18:37

BMCRC - MRO Championships 2019 - Rnd 7 @ Cadwell Park

L&W Contractors BMCRC Rookie 1000 & Rookie 600

RACE 18 - SECTOR ANALYSIS



SECTOR 1 = FL to I1, SECTOR 2 = I1 to FL, DIFF = Difference To Personal Best Lap, P = Crossed Finish Line in Pit Lane, D = Time Disallowed

P7 16 600 Tom VAUGHAN		Yamaha -				
IDEAL LAP TIME : 1:38.465		BEST LAP TIME : 1:38.465		DIFFERENCE : 0.000		
LAP	SECTOR 1	SECTOR 2	LAP TIME	MPH	DIFF	TIME OF DAY
1 -		41.727	2:15.961	57.72	37.496	18:30:02.561
2 -	57.700	41.605	1:39.305 (3)	79.02	0.840	18:31:41.866
3 -	57.477	40.988	1:38.465 (1)	79.70		18:33:20.331
4 -	57.604	41.678	1:39.282 (2)	79.04	0.817	18:34:59.613
5 -	57.936	41.489	1:39.425	78.93	0.960	18:36:39.038

P8 12 600 Cedric BLOCH		Kawasaki - Brigit's Group & SDC Performance				
IDEAL LAP TIME : 1:40.107		BEST LAP TIME : 1:40.440		DIFFERENCE : 0.333		
LAP	SECTOR 1	SECTOR 2	LAP TIME	MPH	DIFF	TIME OF DAY
1 -		42.426	2:17.467	57.09	37.027	18:30:04.067
2 -	58.489	42.380	1:40.869 (3)	77.80	0.429	18:31:44.936
3 -	59.120	42.357	1:41.477	77.33	1.037	18:33:26.413
4 -	58.191	42.414	1:40.605 (2)	78.00	0.165	18:35:07.018
5 -	57.750	42.690	1:40.440 (1)	78.13		18:36:47.458

P9 841 1000 Shane YOUNG		Yamaha -				
IDEAL LAP TIME : 1:45.191		BEST LAP TIME : 1:45.582		DIFFERENCE : 0.391		
LAP	SECTOR 1	SECTOR 2	LAP TIME	MPH	DIFF	TIME OF DAY
1 -		44.742	1:50.779	70.84	5.197	18:29:37.379
2 -	1:00.449	45.133	1:45.582 (1)	74.33		18:31:22.961
3 -	1:02.710	46.242	1:48.952 (3)	72.03	3.370	18:33:11.913
4 -	1:02.504	46.844	1:49.348	71.77	3.766	18:35:01.261
5 -	1:01.497	44.974	1:46.471 (2)	73.71	0.889	18:36:47.732

P10 221 600 Matt VENN		Kawasaki - Unique People Recruitment				
IDEAL LAP TIME : 1:40.485		BEST LAP TIME : 1:40.573		DIFFERENCE : 0.088		
LAP	SECTOR 1	SECTOR 2	LAP TIME	MPH	DIFF	TIME OF DAY
1 -		42.439	2:17.076	57.25	36.503	18:30:03.676
2 -	58.613	42.294	1:40.907 (2)	77.77	0.334	18:31:44.583
3 -	59.221	42.169	1:41.390	77.40	0.817	18:33:25.973
4 -	58.316	42.257	1:40.573 (1)	78.03		18:35:06.546
5 -	58.879	42.427	1:41.306 (3)	77.46	0.733	18:36:47.852

P11 288 600 Toby REYNOLDS		Honda - SKA Accountants Motorcycle tyres uk howesyourheati				
IDEAL LAP TIME : 1:40.478		BEST LAP TIME : 1:40.516		DIFFERENCE : 0.038		
LAP	SECTOR 1	SECTOR 2	LAP TIME	MPH	DIFF	TIME OF DAY
1 -		42.653	2:17.965	56.88	37.449	18:30:04.565
2 -	58.264	42.544	1:40.808 (3)	77.85	0.292	18:31:45.373
3 -	59.002	42.462	1:41.464	77.34	0.948	18:33:26.837
4 -	58.069	42.667	1:40.736 (2)	77.90	0.220	18:35:07.573
5 -	58.107	42.409	1:40.516 (1)	78.07		18:36:48.089

P12 198 600 Thomas MORRIS		Honda -				
IDEAL LAP TIME : 1:42.239		BEST LAP TIME : 1:42.425		DIFFERENCE : 0.186		
LAP	SECTOR 1	SECTOR 2	LAP TIME	MPH	DIFF	TIME OF DAY
1 -		43.465	2:19.554	56.23	37.129	18:30:06.154
2 -	59.383	43.373	1:42.756 (3)	76.37	0.331	18:31:48.910
3 -	1:00.887	43.016	1:43.903	75.53	1.478	18:33:32.813
4 -	59.223	43.202	1:42.425 (1)	76.62		18:35:15.238
5 -	59.342	43.263	1:42.605 (2)	76.48	0.180	18:36:57.843

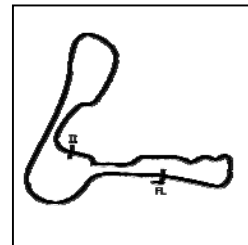
Weather / Track : Bright / Dry

Cadwell Park
Circuit Length = 2.1800 miles
Start: 18:27 Flag 18:36 End: 18:37

BMCRC - MRO Championships 2019 - Rnd 7 @ Cadwell Park

L&W Contractors BMCRC Rookie 1000 & Rookie 600

RACE 18 - SECTOR ANALYSIS



SECTOR 1 = FL to I1, SECTOR 2 = I1 to FL, DIFF = Difference To Personal Best Lap, P = Crossed Finish Line in Pit Lane, D = Time Disallowed

P13 323 600 Benjamin MORRIS		Kawasaki -				
IDEAL LAP TIME : 1:44.427		BEST LAP TIME : 1:44.722				
		DIFFERENCE : 0.295				
LAP	SECTOR 1	SECTOR 2	LAP TIME	MPH	DIFF	TIME OF DAY
1 -		44.511	2:21.781	55.35	37.059	18:30:08.381
2 -	1:00.392	44.355	1:44.747 (2)	74.92	0.025	18:31:53.128
3 -	1:00.072	44.650	1:44.722 (1)	74.94		18:33:37.850
4 -	1:00.295	44.809	1:45.104 (3)	74.66	0.382	18:35:22.954
5 -	1:00.663	45.673	1:46.336	73.80	1.614	18:37:09.290

P14 606 600 Jake ANDERTON		Honda - CurrentElec Limited				
IDEAL LAP TIME : 1:45.853		BEST LAP TIME : 1:46.134				
		DIFFERENCE : 0.281				
LAP	SECTOR 1	SECTOR 2	LAP TIME	MPH	DIFF	TIME OF DAY
1 -		45.337	2:24.215	54.41	38.081	18:30:10.815
2 -	1:01.251	45.161	1:46.412 (3)	73.75	0.278	18:31:57.227
3 -	1:01.211	45.134	1:46.345 (2)	73.79	0.211	18:33:43.572
4 -	1:01.492	44.642	1:46.134 (1)	73.94		18:35:29.706
5 -	1:01.790	44.949	1:46.739	73.52	0.605	18:37:16.445

P15 18 1000 Albert WILLISHER		Suzuki - willsher machinery ltd				
IDEAL LAP TIME : 1:50.618		BEST LAP TIME : 1:50.618				
		DIFFERENCE : 0.000				
LAP	SECTOR 1	SECTOR 2	LAP TIME	MPH	DIFF	TIME OF DAY
1 -		48.065	2:01.269	64.71	10.651	18:29:47.869
2 -	1:08.105	48.072	1:56.177	67.55	5.559	18:31:44.046
3 -	1:06.594	47.875	1:54.469 (3)	68.56	3.851	18:33:38.515
4 -	1:03.863	46.755	1:50.618 (1)	70.94		18:35:29.133
5 -	1:04.851	47.326	1:52.177 (2)	69.96	1.559	18:37:21.310

P16 61 600 Adam SYMONDS		Yamaha -				
IDEAL LAP TIME : 1:49.666		BEST LAP TIME : 1:49.897				
		DIFFERENCE : 0.231				
LAP	SECTOR 1	SECTOR 2	LAP TIME	MPH	DIFF	TIME OF DAY
1 -		46.268	2:27.563	53.18	37.666	18:30:14.163
2 -	1:03.977	46.443	1:50.420 (2)	71.07	0.523	18:32:04.583
3 -	1:04.575	46.011	1:50.586 (3)	70.96	0.689	18:33:55.169
4 -	1:05.076	46.258	1:51.334	70.49	1.437	18:35:46.503
5 -	1:04.208	45.689	1:49.897 (1)	71.41		18:37:36.400

P17 96 600 Giovanni BELIOSSI		Honda - ASR Accident Storage Recovery				
IDEAL LAP TIME : 2:02.259		BEST LAP TIME : 2:02.259				
		DIFFERENCE : 0.000				
LAP	SECTOR 1	SECTOR 2	LAP TIME	MPH	DIFF	TIME OF DAY
1 -		51.226	2:40.398	48.92	38.139	18:30:26.998
2 -	1:12.526	51.599	2:04.125 (3)	63.22	1.866	18:32:31.123
3 -	1:12.022	51.686	2:03.708 (2)	63.44	1.449	18:34:34.831
4 -	1:11.300	50.959	2:02.259 (1)	64.19		18:36:37.090

BMCRC - MRO Championships 2019 - Rnd 7 @ Cadwell Park

L&W Contractors BMCRC Rookie 1000 & Rookie 600

RACE 18 - BEST SECTORS

SECTOR 1			SECTOR 2			IDEAL / BEST COMPARISON						
POS	NO	NAME	TIME	NO	NAME	TIME	POS	NO	NAME	IDEAL	BEST	DIFF
									PERFECT LAP	1:37.610		
1	137	MCKENZIE	56.622	16	VAUGHAN	40.988	1	137	MCKENZIE	1:37.634	1:37.634	0.000
2	16	VAUGHAN	57.477	137	MCKENZIE	41.012	2	16	VAUGHAN	1:38.465	1:38.465	0.000
3	12	BLOCH	57.750	611	CURTIS	41.864	3	611	CURTIS	1:40.061	1:40.142	0.081
4	71	JENKINS	57.778	221	VENN	42.169	4	12	BLOCH	1:40.107	1:40.440	0.333
5	288	REYNOLDS	58.069	128	CLARKE	42.356	5	71	JENKINS	1:40.193	1:40.193	0.000
6	128	CLARKE	58.177	12	BLOCH	42.357	6	288	REYNOLDS	1:40.478	1:40.516	0.038
7	611	CURTIS	58.197	288	REYNOLDS	42.409	7	221	VENN	1:40.485	1:40.573	0.088
8	221	VENN	58.316	71	JENKINS	42.415	8	128	CLARKE	1:40.533	1:40.608	0.075
9	100	FEARN	58.504	100	FEARN	42.446	9	100	FEARN	1:40.950	1:40.978	0.028
10	421	TINSLEY	58.981	198	MORRIS	43.016	10	198	MORRIS	1:42.239	1:42.425	0.186
11	198	MORRIS	59.223	421	TINSLEY	43.755	11	421	TINSLEY	1:42.736	1:42.736	0.000
12	323	MORRIS	1:00.072	323	MORRIS	44.355	12	323	MORRIS	1:44.427	1:44.722	0.295
13	841	YOUNG	1:00.449	606	ANDERTON	44.642	13	841	YOUNG	1:45.191	1:45.582	0.391
14	606	ANDERTON	1:01.211	841	YOUNG	44.742	14	606	ANDERTON	1:45.853	1:46.134	0.281
15	18	WILLSHER	1:03.863	61	SYMONDS	45.689	15	61	SYMONDS	1:49.666	1:49.897	0.231
16	61	SYMONDS	1:03.977	18	WILLSHER	46.755	16	18	WILLSHER	1:50.618	1:50.618	0.000
17	96	BELIOSSI	1:11.300	96	BELIOSSI	50.959	17	96	BELIOSSI	2:02.259	2:02.259	0.000

Weather / Track : Bright / Dry

Results can be found at www.tsl-timing.com

Cadwell Park
Circuit Length = 2.1800 miles
Start: 18:27 Flag 18:36 End: 18:37

Printed - 18:39 Saturday, 03 August 2019

BMCRC - MRO Championships 2019 - Rnd 7 @ Cadwell Park

L&W Contractors BMCRC Rookie 1000 & Rookie 600

RACE 10 - GRID (9 Laps)



CONTRACTORS LTD

ROW 9	25	624	Matthew FEDRICK	26	148	Ben MURPHY	1						
ROW 8		22	44	James ROBINSON	23	53	Tim BANWELL	24	526	Michael ARMANI			
ROW 7	19	606	Jake ANDERTON	1:46.134	20	61	Adam SYMONDS	1:49.897	21	96	Giovanni BELIOSSI	2:02.259	
ROW 6		16	221	Matt VENN	1:40.573	17	198	Thomas MORRIS	1:42.425	18	323	Benjamin MORRIS	1:44.722
ROW 5	13	16	Tom VAUGHAN	1:38.465	14	12	Cedric BLOCH	1:40.440	15	288	Toby REYNOLDS	1:40.516	
ROW 4		10				11				12			
ROW 3	7	841	Shane YOUNG	1:45.582	8	18	Albert WILLISHER	1:50.618	9	91	Michael CHERRETT		
ROW 2		4	128	Kevin CLARKE	1:40.608	5	100	James FEARN	1:40.978	6	421	Daniel TINSLEY	1:42.736
ROW 1	1	137	Dave MCKENZIE	1:37.634	2	611	David CURTIS	1:40.142	3	71	Seb JENKINS	1:40.193	
			Pole										

Cadwell Park
Circuit Length = 2.1800 miles

These results are provisional until the conclusion of any judicial and technical matters.

Clerk Of Course :	Steward :	Timekeeper :
-------------------	-----------	--------------

Results can be found at www.tsl-timing.com

Printed - 18:42 Saturday, 03 August 2019



BMCRC - MRO Championships 2019 - Rnd 7 @ Cadwell Park

L&W Contractors BMCRC Rookie 1000 & Rookie 600

RACE 10 - CLASSIFICATION



CONTRACTORS LTD

POS	NO	CL	PIC NAME	ENTRY	LAPS	TIME	GAP	DIFF	MPH	BEST	ON
1	137	1000	1 Dave MCKENZIE	Yamaha - callmac scaffolding / Beeson plumbing	9	14:54.543			78.95	1:37.181	6
2	71	1000	2 Seb JENKINS	Yamaha - Advertise your business here!	9	15:16.936	22.393	22.393	77.03	1:39.694	9
3	100	1000	3 James FEARN	Honda -	9	15:17.326	22.783	0.390	76.99	1:38.900	9
4	611	1000	4 David CURTIS	Ducati - CSS/The wife	9	15:18.753	24.210	1.427	76.87	1:40.130	3
5	421	1000	5 Daniel TINSLEY	Yamaha -	9	15:19.164	24.621	0.411	76.84	1:39.545	9
6	128	1000	6 Kevin CLARKE	Suzuki -	9	15:19.606	25.063	0.442	76.80	1:39.647	9
7	16	600	1 Tom VAUGHAN	Yamaha -	9	15:41.294	46.751	21.688	75.03	1:39.093	4
8	221	600	2 Matt VENN	Kawasaki - Unique People Recruitment	9	15:42.945	48.402	1.651	74.90	1:39.423	7
9	12	600	3 Cedric BLOCH	Kawasaki - Brigit's Group & SDC Performance	9	15:48.471	53.928	5.526	74.46	1:39.248	2
10	288	600	4 Toby REYNOLDS	Honda - SKA Accountants Motorycycle tyres uk how	9	15:49.703	55.160	1.232	74.37	1:40.115	2
11	198	600	5 Thomas MORRIS	Honda -	9	16:03.296	1:08.753	13.593	73.32	1:41.276	4
12	841	1000	7 Shane YOUNG	Yamaha -	9	16:05.658	1:11.115	2.362	73.14	1:45.102	6
13	18	1000	8 Albert WILLISHER	Suzuki - willsher machinery ltd	9	16:14.928	1:20.385	9.270	72.44	1:45.783	9
14	44	600	6 James ROBINSON	Honda - CurrentElec	9	16:19.139	1:24.596	4.211	72.13	1:41.571	4
15	606	600	7 Jake ANDERTON	Honda - CurrentElec Limited	9	16:22.268	1:27.725	3.129	71.90	1:43.302	2
16	323	600	8 Benjamin MORRIS	Kawasaki -	9	16:29.619	1:35.076	7.351	71.37	1:43.610	8
17	53	600	9 Tim BANWELL	Yamaha -	8	15:14.866	1 Lap	1 Lap	68.62	1:47.771	6
18	61	600	10 Adam SYMONDS	Yamaha -	8	15:28.629	1 Lap	13.763	67.60	1:48.552	8
19	148	600	11 Ben MURPHY	Honda -	8	16:11.633	1 Lap	43.004	64.61	1:54.348	6
20	526	600	12 Michael ARMANI	Honda -	8	16:31.178	1 Lap	19.545	63.34	1:58.538	5
21	96	600	13 Giovanni BELIOSSI	Honda - ASR Accident Storage Recovery	7	15:03.712	2 Laps	1 Lap	60.78	2:02.532	2

FASTEST LAP

137	1000	Dave MCKENZIE	Yamaha - callmac scaffolding / Beeson plumbing	6	1:37.181	80.75 mph	129.96 kph
16	600	Tom VAUGHAN	Yamaha -	4	1:39.093	79.19 mph	127.45 kph

Class 1000 - 92.5% of Race Speed = 73.02 mph

Class 600 - 92.5% of Race Speed = 69.40 mph

Cadwell Park

Circuit Length = 2.1800 miles

Start: 12:51 Flag 13:06 End: 13:07

Weather / Track : Bright / Dry

These results are provisional until the conclusion of any judicial and technical matters.

Clerk Of Course :	Steward :	Timekeeper :
-------------------	-----------	--------------

Results can be found at www.tsl-timing.com

Printed - 13:08 Sunday, 04 August 2019



BMCRC - MRO Championships 2019 - Rnd 7 @ Cadwell Park

L&W Contractors BMCRC Rookie 1000 & Rookie 600

RACE 10 - LAP CHART

LAP 1 @ 12:53:01.399

NO	BEHIND	LAP TIME
611		1:48.083
100	0.034	1:48.117
71	0.522	1:48.605
137	1.004	1:49.087
128	1.594	1:49.677
421	3.067	1:51.150
841	7.015	1:55.098
18	8.190	1:56.273
12	32.642	2:20.725
288	34.967	2:23.050
221	35.154	2:23.237
16	36.224	2:24.307
606	37.772	2:25.855
198	37.950	2:26.033
323	39.405	2:27.488
44	39.754	2:27.837
61	43.873	2:31.956
53	45.440	2:33.523
526	49.427	2:37.510
148	51.997	2:40.080
96	56.477	2:44.560

LAP 2 @ 12:54:41.696

NO	BEHIND	LAP TIME
611		1:40.297
71	1.282	1:41.057
137	1.383	1:40.676
100	2.421	1:42.684
128	2.711	1:41.414
421	3.921	1:41.151
18	15.089	1:47.196
841	15.111	1:48.393
12	31.593	1:39.248
288	34.785	1:40.115
221	35.070	1:40.213
16	35.390	1:39.463
606	40.777	1:43.302
198	40.872	1:43.219
323	44.168	1:45.060
44	44.490	1:45.033
61	54.390	1:50.814
53	54.517	1:49.374
526	1:07.836	1:58.706
148	1:09.074	1:57.374
96	1:18.712	2:02.532

LAP 3 @ 12:56:21.826

NO	BEHIND	LAP TIME
611		1:40.130
137	0.184	1:38.931
71	1.378	1:40.226
100	2.944	1:40.653
128	3.427	1:40.846
421	4.787	1:40.996
841	21.852	1:46.871
18	23.511	1:48.552
12	31.212	1:39.749
221	34.594	1:39.654
288	35.791	1:41.136
16	35.831	1:40.571
198	43.350	1:42.608

Weather / Track : Bright / Dry

Results can be found at www.tsl-timing.com

606	45.238	1:44.591
44	48.341	1:43.981
323	49.947	1:45.909
53	1:04.946	1:50.559
61	1:06.220	1:51.960
526	1:26.631	1:58.925
148	1:27.252	1:58.308

LAP 4 @ 12:58:00.025

NO	BEHIND	LAP TIME
137		1:38.015
611	2.505	1:40.704
96	1 Lap	2:02.841
71	4.219	1:41.040
100	5.746	1:41.001
128	6.250	1:41.022
421	7.202	1:40.614
841	28.800	1:45.147
12	33.349	1:40.336
18	33.634	1:48.322
221	36.189	1:39.794
16	36.725	1:39.093
288	38.060	1:40.468
198	46.427	1:41.276
606	50.827	1:43.788
44	51.713	1:41.571
323	57.443	1:45.695
53	1:14.993	1:48.246
61	1:19.440	1:51.419

LAP 5 @ 12:59:37.782

NO	BEHIND	LAP TIME
137		1:37.757
148	1 Lap	1:54.747
611	6.356	1:41.608
71	8.950	1:42.488
100	9.771	1:41.782
526	1 Lap	1:59.307
421	10.882	1:41.437
128	11.558	1:43.065
96	1 Lap	2:03.532
12	36.217	1:40.625
841	36.467	1:45.424
16	38.526	1:39.558
221	39.011	1:40.579
288	40.777	1:40.474
18	44.068	1:48.191
198	50.455	1:41.785
606	57.928	1:44.858
44	58.035	1:44.079
323	1:05.141	1:45.455
53	1:26.175	1:48.939
61	1:33.322	1:51.639

LAP 6 @ 13:01:14.963

NO	BEHIND	LAP TIME
137		1:37.181
611	11.048	1:41.873
71	14.183	1:42.414
100	14.514	1:41.924
421	15.170	1:41.469
128	15.947	1:41.570
148	1 Lap	1:55.503

526	1 Lap	1:58.538
12	39.960	1:40.924
16	41.198	1:39.853
221	41.755	1:39.925
841	44.388	1:45.102
288	44.612	1:41.016
18	54.156	1:47.269
198	55.596	1:42.322
96	1 Lap	2:04.087
44	1:04.294	1:43.440
606	1:05.442	1:44.695
323	1:13.307	1:45.347
53	1:36.765	1:47.771

LAP 7 @ 13:02:52.175

NO	BEHIND	LAP TIME
137		1:37.212
61	1 Lap	1:51.582
611	16.587	1:42.751
71	17.299	1:40.328
100	17.762	1:40.460
421	18.201	1:40.243
128	19.486	1:40.751
148	1 Lap	1:54.348
12	43.296	1:40.548
16	43.371	1:39.385
221	43.966	1:39.423
288	49.040	1:41.640
841	53.974	1:46.798
526	1 Lap	1:59.970
198	1:00.463	1:42.079
18	1:02.750	1:45.806
44	1:12.102	1:45.020
606	1:14.053	1:45.823
323	1:21.642	1:45.547
96	1 Lap	2:03.019

LAP 8 @ 13:04:29.944

NO	BEHIND	LAP TIME
137		1:37.769
53	1 Lap	1:48.148
71	20.614	1:41.084
611	21.215	1:42.397
100	21.798	1:41.805
421	22.991	1:42.559
128	23.331	1:41.614
61	1 Lap	1:50.707
16	45.120	1:39.518
12	46.714	1:41.187
221	46.824	1:40.627
288	52.529	1:41.258
148	1 Lap	1:54.909
841	1:02.413	1:46.208
198	1:04.322	1:41.628
18	1:12.517	1:47.536
526	1 Lap	1:59.452
44	1:18.578	1:44.245
606	1:21.026	1:44.742
323	1:27.483	1:43.610

LAP 9 @ 13:06:07.859

NO	BEHIND	LAP TIME
137		1:37.915

96	2 Laps	2:03.141
53	1 Lap	1:48.306
71	22.393	1:39.694
100	22.783	1:38.900
611	24.210	1:40.910
421	24.621	1:39.545
128	25.063	1:39.647
61	1 Lap	1:48.552
16	46.751	1:39.546
221	48.402	1:39.493
12	53.928	1:45.129
288	55.160	1:40.546
198	1:08.753	1:42.346
841	1:11.115	1:46.617
148	1 Lap	1:56.364
18	1:20.385	1:45.783
44	1:24.596	1:43.933
606	1:27.725	1:44.614
323	1:35.076	1:45.508
526	1 Lap	1:58.770

Cadwell Park

Circuit Length = 2.1800 miles

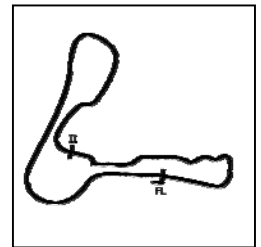
Start: 12:51 Flag 13:06 End: 13:07

Printed - 13:09 Sunday, 04 August 2019

BMCRC - MRO Championships 2019 - Rnd 7 @ Cadwell Park

L&W Contractors BMCRC Rookie 1000 & Rookie 600

RACE 10 - SECTOR ANALYSIS



SECTOR 1 = FL to I1, SECTOR 2 = I1 to FL, DIFF = Difference To Personal Best Lap, P = Crossed Finish Line in Pit Lane, D = Time Disallowed

P1 137 1000 Dave MCKENZIE		Yamaha - callmac scaffolding / Beeson plumbing				
IDEAL LAP TIME : 1:36.711		BEST LAP TIME : 1:37.181		DIFFERENCE : 0.470		
LAP	SECTOR 1	SECTOR 2	LAP TIME	MPH	DIFF	TIME OF DAY
1 -		43.145	1:49.087	71.94	11.906	12:53:02.403
2 -	57.996	42.680	1:40.676	77.95	3.495	12:54:43.079
3 -	57.520	41.411	1:38.931	79.32	1.750	12:56:22.010
4 -	56.890	41.125	1:38.015	80.07	0.834	12:58:00.025
5 -	56.903	40.854	1:37.757 (3)	80.28	0.576	12:59:37.782
6 -	56.035	41.146	1:37.181 (1)	80.75		13:01:14.963
7 -	56.536	40.676	1:37.212 (2)	80.73	0.031	13:02:52.175
8 -	56.320	41.449	1:37.769	80.27	0.588	13:04:29.944
9 -	56.611	41.304	1:37.915	80.15	0.734	13:06:07.859

P2 71 1000 Seb JENKINS		Yamaha - Advertise your business here!				
IDEAL LAP TIME : 1:39.694		BEST LAP TIME : 1:39.694		DIFFERENCE : 0.000		
LAP	SECTOR 1	SECTOR 2	LAP TIME	MPH	DIFF	TIME OF DAY
1 -		42.903	1:48.605	72.26	8.911	12:53:01.921
2 -	57.689	43.368	1:41.057	77.65	1.363	12:54:42.978
3 -	57.322	42.904	1:40.226 (2)	78.30	0.532	12:56:23.204
4 -	57.663	43.377	1:41.040	77.67	1.346	12:58:04.244
5 -	58.475	44.013	1:42.488	76.57	2.794	12:59:46.732
6 -	58.592	43.822	1:42.414	76.63	2.720	13:01:29.146
7 -	57.379	42.949	1:40.328 (3)	78.22	0.634	13:03:09.474
8 -	58.029	43.055	1:41.084	77.63	1.390	13:04:50.558
9 -	57.191	42.503	1:39.694 (1)	78.72		13:06:30.252

P3 100 1000 James FEARN		Honda -				
IDEAL LAP TIME : 1:38.900		BEST LAP TIME : 1:38.900		DIFFERENCE : 0.000		
LAP	SECTOR 1	SECTOR 2	LAP TIME	MPH	DIFF	TIME OF DAY
1 -		43.096	1:48.117	72.58	9.217	12:53:01.433
2 -	59.824	42.860	1:42.684	76.42	3.784	12:54:44.117
3 -	58.270	42.383	1:40.653 (3)	77.97	1.753	12:56:24.770
4 -	58.380	42.621	1:41.001	77.70	2.101	12:58:05.771
5 -	59.102	42.680	1:41.782	77.10	2.882	12:59:47.553
6 -	58.152	43.772	1:41.924	76.99	3.024	13:01:29.477
7 -	57.817	42.643	1:40.460 (2)	78.12	1.560	13:03:09.937
8 -	58.291	43.514	1:41.805	77.08	2.905	13:04:51.742
9 -	57.161	41.739	1:38.900 (1)	79.35		13:06:30.642

P4 611 1000 David CURTIS		Ducati - CSS/The wife				
IDEAL LAP TIME : 1:40.105		BEST LAP TIME : 1:40.130		DIFFERENCE : 0.025		
LAP	SECTOR 1	SECTOR 2	LAP TIME	MPH	DIFF	TIME OF DAY
1 -		42.780	1:48.083	72.61	7.953	12:53:01.399
2 -	57.818	42.479	1:40.297 (2)	78.24	0.167	12:54:41.696
3 -	57.843	42.287	1:40.130 (1)	78.37		12:56:21.826
4 -	57.989	42.715	1:40.704 (3)	77.93	0.574	12:58:02.530
5 -	58.250	43.358	1:41.608	77.23	1.478	12:59:44.138
6 -	58.738	43.135	1:41.873	77.03	1.743	13:01:26.011
7 -	59.645	43.106	1:42.751	76.37	2.621	13:03:08.762
8 -	59.223	43.174	1:42.397	76.64	2.267	13:04:51.159
9 -	58.204	42.706	1:40.910	77.77	0.780	13:06:32.069

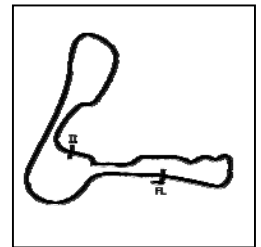
Weather / Track : Bright / Dry

Cadwell Park
Circuit Length = 2.1800 miles
Start: 12:51 Flag 13:06 End: 13:07

BMCRC - MRO Championships 2019 - Rnd 7 @ Cadwell Park

L&W Contractors BMCRC Rookie 1000 & Rookie 600

RACE 10 - SECTOR ANALYSIS



SECTOR 1 = FL to I1, SECTOR 2 = I1 to FL, DIFF = Difference To Personal Best Lap, P = Crossed Finish Line in Pit Lane, D = Time Disallowed

P5 421 1000 Daniel TINSLEY			Yamaha -			
IDEAL LAP TIME : 1:39.545		BEST LAP TIME : 1:39.545		DIFFERENCE : 0.000		
LAP	SECTOR 1	SECTOR 2	LAP TIME	MPH	DIFF	TIME OF DAY
1 -		43.169	1:51.150	70.60	11.605	12:53:04.466
2 -	58.164	42.987	1:41.151	77.58	1.606	12:54:45.617
3 -	58.138	42.858	1:40.996	77.70	1.451	12:56:26.613
4 -	57.768	42.846	1:40.614 (3)	78.00	1.069	12:58:07.227
5 -	58.829	42.608	1:41.437	77.36	1.892	12:59:48.664
6 -	58.605	42.864	1:41.469	77.34	1.924	13:01:30.133
7 -	57.740	42.503	1:40.243 (2)	78.29	0.698	13:03:10.376
8 -	58.091	44.468	1:42.559	76.52	3.014	13:04:52.935
9 -	57.560	41.985	1:39.545 (1)	78.83		13:06:32.480

P6 128 1000 Kevin CLARKE			Suzuki -			
IDEAL LAP TIME : 1:39.647		BEST LAP TIME : 1:39.647		DIFFERENCE : 0.000		
LAP	SECTOR 1	SECTOR 2	LAP TIME	MPH	DIFF	TIME OF DAY
1 -		42.903	1:49.677	71.55	10.030	12:53:02.993
2 -	58.645	42.769	1:41.414	77.38	1.767	12:54:44.407
3 -	58.448	42.398	1:40.846 (3)	77.82	1.199	12:56:25.253
4 -	58.402	42.620	1:41.022	77.68	1.375	12:58:06.275
5 -	1:00.344	42.721	1:43.065	76.14	3.418	12:59:49.340
6 -	58.876	42.694	1:41.570	77.26	1.923	13:01:30.910
7 -	57.996	42.755	1:40.751 (2)	77.89	1.104	13:03:11.661
8 -	58.551	43.063	1:41.614	77.23	1.967	13:04:53.275
9 -	57.735	41.912	1:39.647 (1)	78.75		13:06:32.922

P7 16 600 Tom VAUGHAN			Yamaha -			
IDEAL LAP TIME : 1:39.049		BEST LAP TIME : 1:39.093		DIFFERENCE : 0.044		
LAP	SECTOR 1	SECTOR 2	LAP TIME	MPH	DIFF	TIME OF DAY
1 -		45.095	2:24.307	54.38	45.214	12:53:37.623
2 -	57.605	41.858	1:39.463 (3)	78.90	0.370	12:55:17.086
3 -	58.174	42.397	1:40.571	78.03	1.478	12:56:57.657
4 -	57.531	41.562	1:39.093 (1)	79.19		12:58:36.750
5 -	57.928	41.630	1:39.558	78.82	0.465	13:00:16.308
6 -	58.335	41.518	1:39.853	78.59	0.760	13:01:56.161
7 -	57.787	41.598	1:39.385 (2)	78.96	0.292	13:03:35.546
8 -	57.704	41.814	1:39.518	78.86	0.425	13:05:15.064
9 -	57.666	41.880	1:39.546	78.83	0.453	13:06:54.610

P8 221 600 Matt VENN			Kawasaki - Unique People Recruitment			
IDEAL LAP TIME : 1:39.290		BEST LAP TIME : 1:39.423		DIFFERENCE : 0.133		
LAP	SECTOR 1	SECTOR 2	LAP TIME	MPH	DIFF	TIME OF DAY
1 -		43.504	2:23.237	54.79	43.814	12:53:36.553
2 -	57.963	42.250	1:40.213	78.31	0.790	12:55:16.766
3 -	57.788	41.866	1:39.654 (3)	78.75	0.231	12:56:56.420
4 -	57.996	41.798	1:39.794	78.64	0.371	12:58:36.214
5 -	58.905	41.674	1:40.579	78.02	1.156	13:00:16.793
6 -	58.035	41.890	1:39.925	78.53	0.502	13:01:56.718
7 -	57.616	41.807	1:39.423 (1)	78.93		13:03:36.141
8 -	58.391	42.236	1:40.627	77.99	1.204	13:05:16.768
9 -	57.789	41.704	1:39.493 (2)	78.88	0.070	13:06:56.261

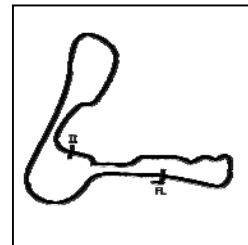
Weather / Track : Bright / Dry

Cadwell Park
Circuit Length = 2.1800 miles
Start: 12:51 Flag 13:06 End: 13:07

BMCRC - MRO Championships 2019 - Rnd 7 @ Cadwell Park

L&W Contractors BMCRC Rookie 1000 & Rookie 600

RACE 10 - SECTOR ANALYSIS



SECTOR 1 = FL to I1, SECTOR 2 = I1 to FL, DIFF = Difference To Personal Best Lap, P = Crossed Finish Line in Pit Lane, D = Time Disallowed

P9 12 600 Cedric BLOCH			Kawasaki - Brigit's Group & SDC Performance			
IDEAL LAP TIME : 1:39.248		BEST LAP TIME : 1:39.248		DIFFERENCE : 0.000		
LAP	SECTOR 1	SECTOR 2	LAP TIME	MPH	DIFF	TIME OF DAY
1 -		42.197	2:20.725	55.76	41.477	12:53:34.041
2 -	57.102	42.146	1:39.248 (1)	79.07		12:55:13.289
3 -	57.559	42.190	1:39.749 (2)	78.67	0.501	12:56:53.038
4 -	57.601	42.735	1:40.336 (3)	78.21	1.088	12:58:33.374
5 -	57.553	43.072	1:40.625	77.99	1.377	13:00:13.999
6 -	58.283	42.641	1:40.924	77.76	1.676	13:01:54.923
7 -	58.351	42.197	1:40.548	78.05	1.300	13:03:35.471
8 -	58.502	42.685	1:41.187	77.56	1.939	13:05:16.658
9 -	59.943	45.186	1:45.129	74.65	5.881	13:07:01.787

P10 288 600 Toby REYNOLDS			Honda - SKA Accountants Motorcycle tyres uk howesyourheati			
IDEAL LAP TIME : 1:40.115		BEST LAP TIME : 1:40.115		DIFFERENCE : 0.000		
LAP	SECTOR 1	SECTOR 2	LAP TIME	MPH	DIFF	TIME OF DAY
1 -		43.575	2:23.050	54.86	42.935	12:53:36.366
2 -	57.915	42.200	1:40.115 (1)	78.39		12:55:16.481
3 -	58.623	42.513	1:41.136	77.59	1.021	12:56:57.617
4 -	58.242	42.226	1:40.468 (2)	78.11	0.353	12:58:38.085
5 -	58.144	42.330	1:40.474 (3)	78.11	0.359	13:00:18.559
6 -	58.641	42.375	1:41.016	77.69	0.901	13:01:59.575
7 -	58.750	42.890	1:41.640	77.21	1.525	13:03:41.215
8 -	58.746	42.512	1:41.258	77.50	1.143	13:05:22.473
9 -	57.965	42.581	1:40.546	78.05	0.431	13:07:03.019

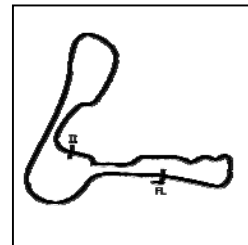
P11 198 600 Thomas MORRIS			Honda -			
IDEAL LAP TIME : 1:41.161		BEST LAP TIME : 1:41.276		DIFFERENCE : 0.115		
LAP	SECTOR 1	SECTOR 2	LAP TIME	MPH	DIFF	TIME OF DAY
1 -		44.300	2:26.033	53.74	44.757	12:53:39.349
2 -	59.531	43.688	1:43.219	76.03	1.943	12:55:22.568
3 -	59.785	42.823	1:42.608	76.48	1.332	12:57:05.176
4 -	58.585	42.691	1:41.276 (1)	77.49		12:58:46.452
5 -	59.011	42.774	1:41.785 (3)	77.10	0.509	13:00:28.237
6 -	58.470	43.852	1:42.322	76.69	1.046	13:02:10.559
7 -	59.036	43.043	1:42.079	76.88	0.803	13:03:52.638
8 -	58.749	42.879	1:41.628 (2)	77.22	0.352	13:05:34.266
9 -	59.471	42.875	1:42.346	76.68	1.070	13:07:16.612

P12 841 1000 Shane YOUNG			Yamaha -			
IDEAL LAP TIME : 1:44.175		BEST LAP TIME : 1:45.102		DIFFERENCE : 0.927		
LAP	SECTOR 1	SECTOR 2	LAP TIME	MPH	DIFF	TIME OF DAY
1 -		46.213	1:55.098	68.18	9.996	12:53:08.414
2 -	1:02.209	46.184	1:48.393	72.40	3.291	12:54:56.807
3 -	1:02.323	44.548	1:46.871	73.43	1.769	12:56:43.678
4 -	1:00.406	44.741	1:45.147 (2)	74.63	0.045	12:58:28.825
5 -	1:00.781	44.643	1:45.424 (3)	74.44	0.322	13:00:14.249
6 -	1:01.222	43.880	1:45.102 (1)	74.67		13:01:59.351
7 -	1:00.295	46.503	1:46.798	73.48	1.696	13:03:46.149
8 -	1:01.218	44.990	1:46.208	73.89	1.106	13:05:32.357
9 -	1:01.470	45.147	1:46.617	73.60	1.515	13:07:18.974

BMCRC - MRO Championships 2019 - Rnd 7 @ Cadwell Park

L&W Contractors BMCRC Rookie 1000 & Rookie 600

RACE 10 - SECTOR ANALYSIS



SECTOR 1 = FL to I1, SECTOR 2 = I1 to FL, DIFF = Difference To Personal Best Lap, P = Crossed Finish Line in Pit Lane, D = Time Disallowed

P13 18 1000 Albert WILLSSHER			Suzuki - willsher machinery ltd			
IDEAL LAP TIME : 1:45.337		BEST LAP TIME : 1:45.783		DIFFERENCE : 0.446		
LAP	SECTOR 1	SECTOR 2	LAP TIME	MPH	DIFF	TIME OF DAY
1 -		45.788	1:56.273	67.49	10.490	12:53:09.589
2 -	1:01.781	45.415	1:47.196 (3)	73.21	1.413	12:54:56.785
3 -	1:03.602	44.950	1:48.552	72.29	2.769	12:56:45.337
4 -	1:00.766	47.556	1:48.322	72.45	2.539	12:58:33.659
5 -	1:01.910	46.281	1:48.191	72.53	2.408	13:00:21.850
6 -	1:01.587	45.682	1:47.269	73.16	1.486	13:02:09.119
7 -	1:00.498	45.308	1:45.806 (2)	74.17	0.023	13:03:54.925
8 -	1:00.983	46.553	1:47.536	72.98	1.753	13:05:42.461
9 -	1:00.944	44.839	1:45.783 (1)	74.19		13:07:28.244

P14 44 600 James ROBINSON			Honda - CurrentElec			
IDEAL LAP TIME : 1:41.571		BEST LAP TIME : 1:41.571		DIFFERENCE : 0.000		
LAP	SECTOR 1	SECTOR 2	LAP TIME	MPH	DIFF	TIME OF DAY
1 -		44.135	2:27.837	53.08	46.266	12:53:41.153
2 -	1:01.041	43.992	1:45.033	74.72	3.462	12:55:26.186
3 -	1:00.407	43.574	1:43.981	75.47	2.410	12:57:10.167
4 -	59.188	42.383	1:41.571 (1)	77.26		12:58:51.738
5 -	1:00.010	44.069	1:44.079	75.40	2.508	13:00:35.817
6 -	1:00.209	43.231	1:43.440 (2)	75.87	1.869	13:02:19.257
7 -	1:01.254	43.766	1:45.020	74.72	3.449	13:04:04.277
8 -	1:00.908	43.337	1:44.245	75.28	2.674	13:05:48.522
9 -	1:00.536	43.397	1:43.933 (3)	75.51	2.362	13:07:32.455

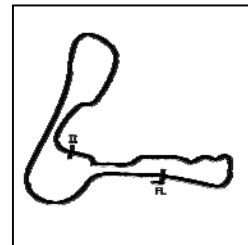
P15 606 600 Jake ANDERTON			Honda - CurrentElec Limited			
IDEAL LAP TIME : 1:43.302		BEST LAP TIME : 1:43.302		DIFFERENCE : 0.000		
LAP	SECTOR 1	SECTOR 2	LAP TIME	MPH	DIFF	TIME OF DAY
1 -		44.407	2:25.855	53.80	42.553	12:53:39.171
2 -	59.466	43.836	1:43.302 (1)	75.97		12:55:22.473
3 -	1:00.553	44.038	1:44.591 (3)	75.03	1.289	12:57:07.064
4 -	59.925	43.863	1:43.788 (2)	75.61	0.486	12:58:50.852
5 -	1:00.474	44.384	1:44.858	74.84	1.556	13:00:35.710
6 -	1:00.785	43.910	1:44.695	74.96	1.393	13:02:20.405
7 -	1:01.386	44.437	1:45.823	74.16	2.521	13:04:06.228
8 -	1:00.469	44.273	1:44.742	74.92	1.440	13:05:50.970
9 -	1:00.398	44.216	1:44.614	75.01	1.312	13:07:35.584

P16 323 600 Benjamin MORRIS			Kawasaki -			
IDEAL LAP TIME : 1:43.554		BEST LAP TIME : 1:43.610		DIFFERENCE : 0.056		
LAP	SECTOR 1	SECTOR 2	LAP TIME	MPH	DIFF	TIME OF DAY
1 -		45.295	2:27.488	53.21	43.878	12:53:40.804
2 -	1:01.160	43.900	1:45.060 (2)	74.70	1.450	12:55:25.864
3 -	1:00.295	45.614	1:45.909	74.10	2.299	12:57:11.773
4 -	1:00.855	44.840	1:45.695	74.25	2.085	12:58:57.468
5 -	1:01.044	44.411	1:45.455	74.42	1.845	13:00:42.923
6 -	1:00.879	44.468	1:45.347 (3)	74.49	1.737	13:02:28.270
7 -	1:00.617	44.930	1:45.547	74.35	1.937	13:04:13.817
8 -	59.870	43.740	1:43.610 (1)	75.74		13:05:57.427
9 -	59.814	45.694	1:45.508	74.38	1.898	13:07:42.935

BMCRC - MRO Championships 2019 - Rnd 7 @ Cadwell Park

L&W Contractors BMCRC Rookie 1000 & Rookie 600

RACE 10 - SECTOR ANALYSIS



SECTOR 1 = FL to I1, SECTOR 2 = I1 to FL, DIFF = Difference To Personal Best Lap, P = Crossed Finish Line in Pit Lane, D = Time Disallowed

P17 53 600 Tim BANWELL			Yamaha -			
IDEAL LAP TIME : 1:47.429		BEST LAP TIME : 1:47.771		DIFFERENCE : 0.342		
LAP	SECTOR 1	SECTOR 2	LAP TIME	MPH	DIFF	TIME OF DAY
1 -		45.839	2:33.523	51.11	45.752	12:53:46.839
2 -	1:03.317	46.057	1:49.374	71.75	1.603	12:55:36.213
3 -	1:05.269	45.290	1:50.559	70.98	2.788	12:57:26.772
4 -	1:02.851	45.395	1:48.246 (3)	72.50	0.475	12:59:15.018
5 -	1:03.185	45.754	1:48.939	72.04	1.168	13:01:03.957
6 -	1:02.617	45.154	1:47.771 (1)	72.82		13:02:51.728
7 -	1:03.077	45.071	1:48.148 (2)	72.56	0.377	13:04:39.876
8 -	1:02.358	45.948	1:48.306	72.46	0.535	13:06:28.182

P18 61 600 Adam SYMONDS			Yamaha -			
IDEAL LAP TIME : 1:48.552		BEST LAP TIME : 1:48.552		DIFFERENCE : 0.000		
LAP	SECTOR 1	SECTOR 2	LAP TIME	MPH	DIFF	TIME OF DAY
1 -		46.194	2:31.956	51.64	43.404	12:53:45.272
2 -	1:03.894	46.920	1:50.814 (3)	70.82	2.262	12:55:36.086
3 -	1:05.377	46.583	1:51.960	70.09	3.408	12:57:28.046
4 -	1:05.269	46.150	1:51.419	70.43	2.867	12:59:19.465
5 -	1:05.084	46.555	1:51.639	70.29	3.087	13:01:11.104
6 -	1:05.210	46.372	1:51.582	70.33	3.030	13:03:02.686
7 -	1:03.932	46.775	1:50.707 (2)	70.89	2.155	13:04:53.393
8 -	1:03.654	44.898	1:48.552 (1)	72.29		13:06:41.945

P19 148 600 Ben MURPHY			Honda -			
IDEAL LAP TIME : 1:54.348		BEST LAP TIME : 1:54.348		DIFFERENCE : 0.000		
LAP	SECTOR 1	SECTOR 2	LAP TIME	MPH	DIFF	TIME OF DAY
1 -		48.559	2:40.080	49.02	45.732	12:53:53.396
2 -	1:06.889	50.485	1:57.374	66.86	3.026	12:55:50.770
3 -	1:07.457	50.851	1:58.308	66.33	3.960	12:57:49.078
4 -	1:06.408	48.339	1:54.747 (2)	68.39	0.399	12:59:43.825
5 -	1:06.689	48.814	1:55.503	67.94	1.155	13:01:39.328
6 -	1:06.171	48.177	1:54.348 (1)	68.63		13:03:33.676
7 -	1:06.697	48.212	1:54.909 (3)	68.29	0.561	13:05:28.585
8 -	1:07.577	48.787	1:56.364	67.44	2.016	13:07:24.949

P20 526 600 Michael ARMANI			Honda -			
IDEAL LAP TIME : 1:56.535		BEST LAP TIME : 1:58.538		DIFFERENCE : 2.003		
LAP	SECTOR 1	SECTOR 2	LAP TIME	MPH	DIFF	TIME OF DAY
1 -		48.845	2:37.510	49.82	38.972	12:53:50.826
2 -	1:08.681	50.025	1:58.706 (2)	66.11	0.168	12:55:49.532
3 -	1:08.359	50.566	1:58.925	65.99	0.387	12:57:48.457
4 -	1:09.188	50.119	1:59.307	65.78	0.769	12:59:47.764
5 -	1:07.690	50.848	1:58.538 (1)	66.20		13:01:46.302
6 -	1:08.313	51.657	1:59.970	65.41	1.432	13:03:46.272
7 -	1:08.029	51.423	1:59.452	65.70	0.914	13:05:45.724
8 -	1:08.195	50.575	1:58.770 (3)	66.07	0.232	13:07:44.494

P21 96 600 Giovanni BELIOSSI			Honda - ASR Accident Storage Recovery			
IDEAL LAP TIME : 2:01.876		BEST LAP TIME : 2:02.532		DIFFERENCE : 0.656		
LAP	SECTOR 1	SECTOR 2	LAP TIME	MPH	DIFF	TIME OF DAY
1 -		51.108	2:44.560	47.69	42.028	12:53:57.876
2 -	1:11.235	51.297	2:02.532 (1)	64.04		12:56:00.408
3 -	1:12.200	50.641	2:02.841 (2)	63.88	0.309	12:58:03.249
4 -	1:12.648	50.884	2:03.532	63.53	1.000	13:00:06.781
5 -	1:12.643	51.444	2:04.087	63.24	1.555	13:02:10.868
6 -	1:11.275	51.744	2:03.019 (3)	63.79	0.487	13:04:13.887
7 -	1:12.448	50.693	2:03.141	63.73	0.609	13:06:17.028

Weather / Track : Bright / Dry

Cadwell Park
Circuit Length = 2.1800 miles
Start: 12:51 Flag 13:06 End: 13:07

BMCRC - MRO Championships 2019 - Rnd 7 @ Cadwell Park

L&W Contractors BMCRC Rookie 1000 & Rookie 600

RACE 10 - BEST SECTORS

SECTOR 1			SECTOR 2			IDEAL / BEST COMPARISON						
POS	NO	NAME	TIME	NO	NAME	TIME	POS	NO	NAME	IDEAL	BEST	DIFF
									PERFECT LAP	1:36.711		
1	137	MCKENZIE	56.035	137	MCKENZIE	40.676	1	137	MCKENZIE	1:36.711	1:37.181	0.470
2	12	BLOCH	57.102	16	VAUGHAN	41.518	2	100	FEARN	1:38.900	1:38.900	0.000
3	100	FEARN	57.161	221	VENN	41.674	3	16	VAUGHAN	1:39.049	1:39.093	0.044
4	71	JENKINS	57.191	100	FEARN	41.739	4	12	BLOCH	1:39.248	1:39.248	0.000
5	16	VAUGHAN	57.531	128	CLARKE	41.912	5	221	VENN	1:39.290	1:39.423	0.133
6	421	TINSLEY	57.560	421	TINSLEY	41.985	6	421	TINSLEY	1:39.545	1:39.545	0.000
7	221	VENN	57.616	12	BLOCH	42.146	7	128	CLARKE	1:39.647	1:39.647	0.000
8	128	CLARKE	57.735	288	REYNOLDS	42.200	8	71	JENKINS	1:39.694	1:39.694	0.000
9	611	CURTIS	57.818	611	CURTIS	42.287	9	611	CURTIS	1:40.105	1:40.130	0.025
10	288	REYNOLDS	57.915	44	ROBINSON	42.383	10	288	REYNOLDS	1:40.115	1:40.115	0.000
11	198	MORRIS	58.470	71	JENKINS	42.503	11	198	MORRIS	1:41.161	1:41.276	0.115
12	44	ROBINSON	59.188	198	MORRIS	42.691	12	44	ROBINSON	1:41.571	1:41.571	0.000
13	606	ANDERTON	59.466	323	MORRIS	43.740	13	606	ANDERTON	1:43.302	1:43.302	0.000
14	323	MORRIS	59.814	606	ANDERTON	43.836	14	323	MORRIS	1:43.554	1:43.610	0.056
15	841	YOUNG	1:00.295	841	YOUNG	43.880	15	841	YOUNG	1:44.175	1:45.102	0.927
16	18	WILLSHER	1:00.498	18	WILLSHER	44.839	16	18	WILLSHER	1:45.337	1:45.783	0.446
17	53	BANWELL	1:02.358	61	SYMONDS	44.898	17	53	BANWELL	1:47.429	1:47.771	0.342
18	61	SYMONDS	1:03.654	53	BANWELL	45.071	18	61	SYMONDS	1:48.552	1:48.552	0.000
19	148	MURPHY	1:06.171	148	MURPHY	48.177	19	148	MURPHY	1:54.348	1:54.348	0.000
20	526	ARMANI	1:07.690	526	ARMANI	48.845	20	526	ARMANI	1:56.535	1:58.538	2.003
21	96	BELIOSSI	1:11.235	96	BELIOSSI	50.641	21	96	BELIOSSI	2:01.876	2:02.532	0.656

Weather / Track : Bright / Dry

Results can be found at www.tsl-timing.com

Cadwell Park
Circuit Length = 2.1800 miles
Start: 12:51 Flag 13:06 End: 13:07

Printed - 13:09 Sunday, 04 August 2019

BMCRC - MRO Championships 2019 - Rnd 7 @ Cadwell Park

L&W Contractors BMCRC Rookie 1000 & Rookie 600

RACE 19 - GRID (9 Laps)



CONTRACTORS LTD

ROW 9	25	96	Giovanni BELIOSSI	2:02.532	26	624	Matthew FEDRICK	1					
ROW 8		22	61	Adam SYMONDS	1:48.552	23	148	Ben MURPHY	1:54.348	24	526	Michael ARMANI	1:58.538
ROW 7	19	606	Jake ANDERTON	1:43.302	20	323	Benjamin MORRIS	1:43.610	21	53	Tim BANWELL	1:47.771	
ROW 6		16	288	Toby REYNOLDS	1:40.115	17	198	Thomas MORRIS	1:41.276	18	44	James ROBINSON	1:41.571
ROW 5	13	16	Tom VAUGHAN	1:39.093	14	12	Cedric BLOCH	1:39.248	15	221	Matt VENN	1:39.423	
ROW 4		10				11				12			
ROW 3	7	841	Shane YOUNG	1:45.102	8	18	Albert WILLISHER	1:45.783	9	91	Michael CHERRETT		
ROW 2		4	128	Kevin CLARKE	1:39.647	5	71	Seb JENKINS	1:39.694	6	611	David CURTIS	1:40.130
ROW 1	1	137	Dave MCKENZIE	1:37.181	2	100	James FEARN	1:38.900	3	421	Daniel TINSLEY	1:39.545	
			Pole										

Cadwell Park
Circuit Length = 2.1800 miles

These results are provisional until the conclusion of any judicial and technical matters.

Clerk Of Course :	Steward :	Timekeeper :
-------------------	-----------	--------------

Results can be found at www.tsl-timing.com

Printed - 13:11 Sunday, 04 August 2019



BMCRC - MRO Championships 2019 - Rnd 7 @ Cadwell Park

L&W Contractors BMCRC Rookie 1000 & Rookie 600

RACE 19 - CLASSIFICATION



CONTRACTORS LTD

POS	NO	CL	PIC NAME	ENTRY	LAPS	TIME	GAP	DIFF	MPH	BEST	ON
1	137	1000	1 Dave MCKENZIE	Yamaha - callmac scaffolding / Beeson plumbing	9	15:00.028			78.47	1:38.692	2
2	71	1000	2 Seb JENKINS	Yamaha - Advertise your business here!	9	15:05.187	5.159	5.159	78.03	1:38.163	9
3	100	1000	3 James FEARN	Honda -	9	15:17.612	17.584	12.425	76.97	1:39.642	9
4	421	1000	4 Daniel TINSLEY	Yamaha -	9	15:18.275	18.247	0.663	76.91	1:39.495	9
5	128	1000	5 Kevin CLARKE	Suzuki -	9	15:25.274	25.246	6.999	76.33	1:40.854	9
6	12	600	1 Cedric BLOCH	Kawasaki - Brigit's Group & SDC Performance	9	15:41.017	40.989	15.743	75.05	1:39.017	9
7	221	600	2 Matt VENN	Kawasaki - Unique People Recruitment	9	15:43.418	43.390	2.401	74.86	1:39.257	6
8	16	600	3 Tom VAUGHAN	Yamaha -	9	15:45.985	45.957	2.567	74.66	1:39.525	9
9	841	1000	6 Shane YOUNG	Yamaha -	9	15:54.109	54.081	8.124	74.02	1:44.198	2
10	288	600	4 Toby REYNOLDS	Honda - SKA Accountants Motorcycle tyres uk how	9	15:54.656	54.628	0.547	73.98	1:39.766	2
11	198	600	5 Thomas MORRIS	Honda -	9	15:56.614	56.586	1.958	73.83	1:41.296	9
12	18	1000	7 Albert WILLSHER	Suzuki - willsher machinery ltd	9	16:12.745	1:12.717	16.131	72.61	1:46.135	4
13	323	600	6 Benjamin MORRIS	Kawasaki -	9	16:26.452	1:26.424	13.707	71.60	1:44.365	4
14	61	600	7 Adam SYMONDS	Yamaha -	8	15:36.968	1 Lap	1 Lap	67.00	1:49.938	8
15	96	600	8 Giovanni BELIOSSI	Honda - ASR Accident Storage Recovery	8	16:17.554	1 Lap	40.586	64.22	1:55.484	8
16	148	600	9 Ben MURPHY	Honda -	8	16:28.118	1 Lap	10.564	63.53	1:57.077	4

FASTEST LAP

71	1000	Seb JENKINS	Yamaha - Advertise your business here!	9	1:38.163	79.94 mph	128.66 kph
12	600	Cedric BLOCH	Kawasaki - Brigit's Group & SDC Performance	9	1:39.017	79.25 mph	127.55 kph

Class 1000 - 92.5% of Race Speed = 72.58 mph

Class 600 - 92.5% of Race Speed = 69.42 mph

Cadwell Park
Circuit Length = 2.1800 miles
Start: 16:53 Flag 17:08 End: 17:10

Weather / Track : Bright / Dry

These results are provisional until the conclusion of any judicial and technical matters.

Clerk Of Course :	Steward :	Timekeeper :
-------------------	-----------	--------------

Results can be found at www.tsl-timing.com

Printed - 17:11 Sunday, 04 August 2019



BMCRC - MRO Championships 2019 - Rnd 7 @ Cadwell Park

L&W Contractors BMCRC Rookie 1000 & Rookie 600

RACE 19 - LAP CHART

LAP 1 @ 16:55:28.954

NO	BEHIND	LAP TIME
137		1:45.038
100	4.944	1:49.982
71	5.613	1:50.651
421	6.635	1:51.673
841	7.205	1:52.243
128	7.232	1:52.270
18	10.667	1:55.705
12	35.077	2:20.115
16	36.283	2:21.321
221	36.786	2:21.824
198	37.662	2:22.700
288	37.775	2:22.813
323	39.439	2:24.477
61	45.651	2:30.689
96	52.867	2:37.905
148	53.773	2:38.811

LAP 2 @ 16:57:07.646

NO	BEHIND	LAP TIME
137		1:38.692
71	7.632	1:40.711
100	8.901	1:42.649
421	9.787	1:41.844
128	10.097	1:41.557
841	12.711	1:44.198
18	18.884	1:46.909
12	36.133	1:39.748
16	38.070	1:40.479
221	38.540	1:40.446
288	38.849	1:39.766
198	40.814	1:41.844
323	46.090	1:45.343
61	1:00.175	1:53.216
148	1:12.844	1:57.763
96	1:13.932	1:59.757

LAP 3 @ 16:58:46.710

NO	BEHIND	LAP TIME
137		1:39.064
71	7.581	1:39.013
100	11.365	1:41.528
421	11.977	1:41.254
128	12.455	1:41.422
841	18.821	1:45.174
18	26.964	1:47.144
12	37.531	1:40.462
16	39.858	1:40.852
221	40.080	1:40.604
288	40.478	1:40.693
198	43.432	1:41.682
323	52.978	1:45.952
61	1:14.290	1:53.179
148	1:31.165	1:57.385
96	1:32.590	1:57.722

LAP 4 @ 17:00:25.768

NO	BEHIND	LAP TIME
137		1:39.058
71	8.521	1:39.998
100	12.976	1:40.669

421	14.019	1:41.100
128	15.000	1:41.603
841	25.233	1:45.470
18	34.041	1:46.135
12	38.551	1:40.078
16	41.881	1:41.081
221	42.244	1:41.222
288	42.646	1:41.226
198	45.674	1:41.300
323	58.285	1:44.365
61	1:27.482	1:52.250

LAP 5 @ 17:02:05.794

NO	BEHIND	LAP TIME
137		1:40.026
71	8.708	1:40.213
148	1 Lap	1:57.077
96	1 Lap	1:57.107
100	13.557	1:40.607
421	14.536	1:40.543
128	16.481	1:41.507
841	29.536	1:44.329
12	39.807	1:41.282
18	41.142	1:47.127
221	41.647	1:39.429
16	43.370	1:41.515
288	43.823	1:41.203
198	47.370	1:41.722
323	1:03.393	1:45.134

LAP 6 @ 17:03:45.172

NO	BEHIND	LAP TIME
137		1:39.378
61	1 Lap	1:52.407
71	8.869	1:39.539
100	15.587	1:41.408
421	16.242	1:41.084
128	20.375	1:43.272
96	1 Lap	1:56.081
148	1 Lap	1:59.734
841	35.489	1:45.331
12	40.342	1:39.913
221	41.526	1:39.257
16	44.320	1:40.328
288	44.924	1:40.479
198	49.766	1:41.774
18	49.885	1:48.121
323	1:09.647	1:45.632

LAP 7 @ 17:05:24.953

NO	BEHIND	LAP TIME
137		1:39.781
71	7.681	1:38.593
61	1 Lap	1:53.499
100	16.772	1:40.966
421	17.227	1:40.766
128	21.975	1:41.381
12	41.525	1:40.964
841	41.979	1:46.271
221	43.000	1:41.255
16	45.326	1:40.787
96	1 Lap	1:57.912
288	46.602	1:41.459

148	1 Lap	1:59.259
198	51.808	1:41.823
18	56.808	1:46.704
323	1:15.224	1:45.358

LAP 8 @ 17:07:04.146

NO	BEHIND	LAP TIME
137		1:39.193
71	6.794	1:38.306
100	17.740	1:40.161
421	18.550	1:40.516
128	24.190	1:41.408
61	1 Lap	1:51.790
12	41.770	1:39.438
221	43.594	1:39.787
16	46.230	1:40.097
841	48.579	1:45.793
288	50.402	1:42.993
198	55.088	1:42.473
96	1 Lap	1:55.586
18	1:04.938	1:47.323
148	1 Lap	1:58.616
323	1:20.468	1:44.437

LAP 9 @ 17:08:43.944

NO	BEHIND	LAP TIME
137		1:39.798
71	5.159	1:38.163
100	17.584	1:39.642
421	18.247	1:39.495
128	25.246	1:40.854
61	1 Lap	1:49.938
12	40.989	1:39.017
221	43.390	1:39.594
16	45.957	1:39.525
841	54.081	1:45.300
288	54.628	1:44.024
198	56.586	1:41.296
18	1:12.717	1:47.577
96	1 Lap	1:55.484
323	1:26.424	1:45.754
148	1 Lap	1:59.473

Weather / Track : Bright / Dry

Results can be found at www.tsl-timing.com

Cadwell Park

Circuit Length = 2.1800 miles

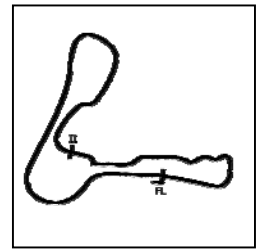
Start: 16:53 Flag 17:08 End: 17:10

Printed - 17:12 Sunday, 04 August 2019

BMCRC - MRO Championships 2019 - Rnd 7 @ Cadwell Park

L&W Contractors BMCRC Rookie 1000 & Rookie 600

RACE 19 - SECTOR ANALYSIS



SECTOR 1 = FL to I1, SECTOR 2 = I1 to FL, DIFF = Difference To Personal Best Lap, P = Crossed Finish Line in Pit Lane, D = Time Disallowed

P1 137 1000 Dave MCKENZIE		Yamaha - callmac scaffolding / Beeson plumbing				
IDEAL LAP TIME : 1:37.934		BEST LAP TIME : 1:38.692		DIFFERENCE : 0.758		
LAP	SECTOR 1	SECTOR 2	LAP TIME	MPH	DIFF	TIME OF DAY
1 -		40.924	1:45.038	74.71	6.346	16:55:28.954
2 -	57.010	41.682	1:38.692 (1)	79.52		16:57:07.646
3 -	57.382	41.682	1:39.064 (3)	79.22	0.372	16:58:46.710
4 -	57.214	41.844	1:39.058 (2)	79.22	0.366	17:00:25.768
5 -	58.378	41.648	1:40.026	78.46	1.334	17:02:05.794
6 -	57.620	41.758	1:39.378	78.97	0.686	17:03:45.172
7 -	58.026	41.755	1:39.781	78.65	1.089	17:05:24.953
8 -	57.416	41.777	1:39.193	79.11	0.501	17:07:04.146
9 -	58.004	41.794	1:39.798	78.63	1.106	17:08:43.944

P2 71 1000 Seb JENKINS		Yamaha - Advertise your business here!				
IDEAL LAP TIME : 1:37.808		BEST LAP TIME : 1:38.163		DIFFERENCE : 0.355		
LAP	SECTOR 1	SECTOR 2	LAP TIME	MPH	DIFF	TIME OF DAY
1 -		44.953	1:50.651	70.92	12.488	16:55:34.567
2 -	58.400	42.311	1:40.711	77.92	2.548	16:57:15.278
3 -	56.624	42.389	1:39.013	79.26	0.850	16:58:54.291
4 -	57.896	42.102	1:39.998	78.48	1.835	17:00:34.289
5 -	57.498	42.715	1:40.213	78.31	2.050	17:02:14.502
6 -	57.611	41.928	1:39.539	78.84	1.376	17:03:54.041
7 -	56.889	41.704	1:38.593 (3)	79.60	0.430	17:05:32.634
8 -	56.835	41.471	1:38.306 (2)	79.83	0.143	17:07:10.940
9 -	56.337	41.826	1:38.163 (1)	79.94		17:08:49.103

P3 100 1000 James FEARN		Honda -				
IDEAL LAP TIME : 1:39.642		BEST LAP TIME : 1:39.642		DIFFERENCE : 0.000		
LAP	SECTOR 1	SECTOR 2	LAP TIME	MPH	DIFF	TIME OF DAY
1 -		44.461	1:49.982	71.35	10.340	16:55:33.898
2 -	59.856	42.793	1:42.649	76.45	3.007	16:57:16.547
3 -	58.752	42.776	1:41.528	77.29	1.886	16:58:58.075
4 -	58.259	42.410	1:40.669	77.95	1.027	17:00:38.744
5 -	57.961	42.646	1:40.607 (3)	78.00	0.965	17:02:19.351
6 -	58.794	42.614	1:41.408	77.39	1.766	17:04:00.759
7 -	58.412	42.554	1:40.966	77.72	1.324	17:05:41.725
8 -	57.993	42.168	1:40.161 (2)	78.35	0.519	17:07:21.886
9 -	57.526	42.116	1:39.642 (1)	78.76		17:09:01.528

P4 421 1000 Daniel TINSLEY		Yamaha -				
IDEAL LAP TIME : 1:39.476		BEST LAP TIME : 1:39.495		DIFFERENCE : 0.019		
LAP	SECTOR 1	SECTOR 2	LAP TIME	MPH	DIFF	TIME OF DAY
1 -		44.519	1:51.673	70.27	12.178	16:55:35.589
2 -	58.798	43.046	1:41.844	77.05	2.349	16:57:17.433
3 -	58.523	42.731	1:41.254	77.50	1.759	16:58:58.687
4 -	58.164	42.936	1:41.100	77.62	1.605	17:00:39.787
5 -	57.733	42.810	1:40.543 (3)	78.05	1.048	17:02:20.330
6 -	58.734	42.350	1:41.084	77.63	1.589	17:04:01.414
7 -	58.033	42.733	1:40.766	77.88	1.271	17:05:42.180
8 -	58.030	42.486	1:40.516 (2)	78.07	1.021	17:07:22.696
9 -	57.752	41.743	1:39.495 (1)	78.87		17:09:02.191

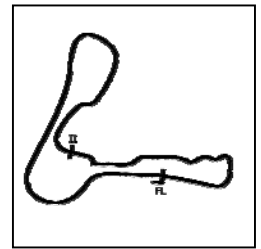
Weather / Track : Bright / Dry

Cadwell Park
Circuit Length = 2.1800 miles
Start: 16:53 Flag 17:08 End: 17:10

BMCRC - MRO Championships 2019 - Rnd 7 @ Cadwell Park

L&W Contractors BMCRC Rookie 1000 & Rookie 600

RACE 19 - SECTOR ANALYSIS



SECTOR 1 = FL to I1, SECTOR 2 = I1 to FL, DIFF = Difference To Personal Best Lap, P = Crossed Finish Line in Pit Lane, D = Time Disallowed

P5 128 1000 Kevin CLARKE			Suzuki -			
IDEAL LAP TIME : 1:40.854		BEST LAP TIME : 1:40.854		DIFFERENCE : 0.000		
LAP	SECTOR 1	SECTOR 2	LAP TIME	MPH	DIFF	TIME OF DAY
1 -		44.608	1:52.270	69.90	11.416	16:55:36.186
2 -	58.528	43.029	1:41.557	77.27	0.703	16:57:17.743
3 -	58.487	42.935	1:41.422	77.38	0.568	16:58:59.165
4 -	58.545	43.058	1:41.603	77.24	0.749	17:00:40.768
5 -	58.662	42.845	1:41.507	77.31	0.653	17:02:22.275
6 -	1:00.148	43.124	1:43.272	75.99	2.418	17:04:05.547
7 -	58.398	42.983	1:41.381 (2)	77.41	0.527	17:05:46.928
8 -	58.747	42.661	1:41.408 (3)	77.39	0.554	17:07:28.336
9 -	58.316	42.538	1:40.854 (1)	77.81		17:09:09.190

P6 12 600 Cedric BLOCH			Kawasaki - Brigit's Group & SDC Performance			
IDEAL LAP TIME : 1:38.992		BEST LAP TIME : 1:39.017		DIFFERENCE : 0.025		
LAP	SECTOR 1	SECTOR 2	LAP TIME	MPH	DIFF	TIME OF DAY
1 -		42.623	2:20.115	56.01	41.098	16:56:04.031
2 -	57.502	42.246	1:39.748 (3)	78.67	0.731	16:57:43.779
3 -	57.817	42.645	1:40.462	78.11	1.445	16:59:24.241
4 -	57.748	42.330	1:40.078	78.41	1.061	17:01:04.319
5 -	57.486	43.796	1:41.282	77.48	2.265	17:02:45.601
6 -	57.754	42.159	1:39.913	78.54	0.896	17:04:25.514
7 -	57.739	43.225	1:40.964	77.73	1.947	17:06:06.478
8 -	57.412	42.026	1:39.438 (2)	78.92	0.421	17:07:45.916
9 -	56.966	42.051	1:39.017 (1)	79.25		17:09:24.933

P7 221 600 Matt VENN			Kawasaki - Unique People Recruitment			
IDEAL LAP TIME : 1:38.889		BEST LAP TIME : 1:39.257		DIFFERENCE : 0.368		
LAP	SECTOR 1	SECTOR 2	LAP TIME	MPH	DIFF	TIME OF DAY
1 -		42.915	2:21.824	55.33	42.567	16:56:05.740
2 -	57.838	42.608	1:40.446	78.13	1.189	16:57:46.186
3 -	58.075	42.529	1:40.604	78.00	1.347	16:59:26.790
4 -	58.614	42.608	1:41.222	77.53	1.965	17:01:08.012
5 -	57.722	41.707	1:39.429 (2)	78.93	0.172	17:02:47.441
6 -	57.761	41.496	1:39.257 (1)	79.06		17:04:26.698
7 -	57.393	43.862	1:41.255	77.50	1.998	17:06:07.953
8 -	57.968	41.819	1:39.787	78.64	0.530	17:07:47.740
9 -	57.661	41.933	1:39.594 (3)	78.80	0.337	17:09:27.334

P8 16 600 Tom VAUGHAN			Yamaha -			
IDEAL LAP TIME : 1:39.355		BEST LAP TIME : 1:39.525		DIFFERENCE : 0.170		
LAP	SECTOR 1	SECTOR 2	LAP TIME	MPH	DIFF	TIME OF DAY
1 -		42.734	2:21.321	55.53	41.796	16:56:05.237
2 -	58.193	42.286	1:40.479	78.10	0.954	16:57:45.716
3 -	58.321	42.531	1:40.852	77.81	1.327	16:59:26.568
4 -	58.720	42.361	1:41.081	77.64	1.556	17:01:07.649
5 -	59.135	42.380	1:41.515	77.30	1.990	17:02:49.164
6 -	58.458	41.870	1:40.328 (3)	78.22	0.803	17:04:29.492
7 -	57.676	43.111	1:40.787	77.86	1.262	17:06:10.279
8 -	58.084	42.013	1:40.097 (2)	78.40	0.572	17:07:50.376
9 -	57.485	42.040	1:39.525 (1)	78.85		17:09:29.901

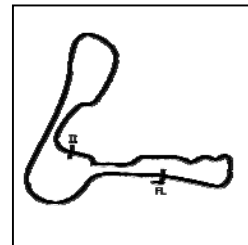
Weather / Track : Bright / Dry

Cadwell Park
Circuit Length = 2.1800 miles
Start: 16:53 Flag 17:08 End: 17:10

BMCRC - MRO Championships 2019 - Rnd 7 @ Cadwell Park

L&W Contractors BMCRC Rookie 1000 & Rookie 600

RACE 19 - SECTOR ANALYSIS



SECTOR 1 = FL to I1, SECTOR 2 = I1 to FL, DIFF = Difference To Personal Best Lap, P = Crossed Finish Line in Pit Lane, D = Time Disallowed

P9 841 1000 Shane YOUNG			Yamaha -			
IDEAL LAP TIME : 1:44.174		BEST LAP TIME : 1:44.198		DIFFERENCE : 0.024		
LAP	SECTOR 1	SECTOR 2	LAP TIME	MPH	DIFF	TIME OF DAY
1 -		44.770	1:52.243	69.92	8.045	16:55:36.159
2 -	59.872	44.326	1:44.198 (1)	75.31		16:57:20.357
3 -	1:00.157	45.017	1:45.174 (3)	74.61	0.976	16:59:05.531
4 -	1:00.913	44.557	1:45.470	74.41	1.272	17:00:51.001
5 -	59.848	44.481	1:44.329 (2)	75.22	0.131	17:02:35.330
6 -	1:00.962	44.369	1:45.331	74.50	1.133	17:04:20.661
7 -	1:00.616	45.655	1:46.271	73.84	2.073	17:06:06.932
8 -	1:00.862	44.931	1:45.793	74.18	1.595	17:07:52.725
9 -	1:00.537	44.763	1:45.300	74.53	1.102	17:09:38.025

P10 288 600 Toby REYNOLDS			Honda - SKA Accountants Motorcycle tyres uk howesyourheati			
IDEAL LAP TIME : 1:39.252		BEST LAP TIME : 1:39.766		DIFFERENCE : 0.514		
LAP	SECTOR 1	SECTOR 2	LAP TIME	MPH	DIFF	TIME OF DAY
1 -		42.972	2:22.813	54.95	43.047	16:56:06.729
2 -	57.184	42.582	1:39.766 (1)	78.66		16:57:46.495
3 -	58.395	42.298	1:40.693 (3)	77.94	0.927	16:59:27.188
4 -	58.539	42.687	1:41.226	77.53	1.460	17:01:08.414
5 -	58.549	42.654	1:41.203	77.54	1.437	17:02:49.617
6 -	58.411	42.068	1:40.479 (2)	78.10	0.713	17:04:30.096
7 -	57.796	43.663	1:41.459	77.35	1.693	17:06:11.555
8 -	1:00.069	42.924	1:42.993	76.20	3.227	17:07:54.548
9 -	59.009	45.015	1:44.024	75.44	4.258	17:09:38.572

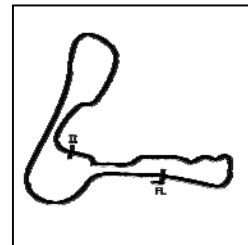
P11 198 600 Thomas MORRIS			Honda -			
IDEAL LAP TIME : 1:40.787		BEST LAP TIME : 1:41.296		DIFFERENCE : 0.509		
LAP	SECTOR 1	SECTOR 2	LAP TIME	MPH	DIFF	TIME OF DAY
1 -		43.063	2:22.700	54.99	41.404	16:56:06.616
2 -	58.717	43.127	1:41.844	77.05	0.548	16:57:48.460
3 -	58.805	42.877	1:41.682 (3)	77.18	0.386	16:59:30.142
4 -	58.279	43.021	1:41.300 (2)	77.47	0.004	17:01:11.442
5 -	58.790	42.932	1:41.722	77.15	0.426	17:02:53.164
6 -	58.426	43.348	1:41.774	77.11	0.478	17:04:34.938
7 -	58.780	43.043	1:41.823	77.07	0.527	17:06:16.761
8 -	59.770	42.703	1:42.473	76.58	1.177	17:07:59.234
9 -	58.788	42.508	1:41.296 (1)	77.47		17:09:40.530

P12 18 1000 Albert WILLSSHER			Suzuki - willsher machinery ltd			
IDEAL LAP TIME : 1:45.394		BEST LAP TIME : 1:46.135		DIFFERENCE : 0.741		
LAP	SECTOR 1	SECTOR 2	LAP TIME	MPH	DIFF	TIME OF DAY
1 -		46.284	1:55.705	67.82	9.570	16:55:39.621
2 -	1:01.445	45.464	1:46.909 (3)	73.40	0.774	16:57:26.530
3 -	1:02.248	44.896	1:47.144	73.24	1.009	16:59:13.674
4 -	1:01.719	44.416	1:46.135 (1)	73.94		17:00:59.809
5 -	1:00.978	46.149	1:47.127	73.25	0.992	17:02:46.936
6 -	1:01.675	46.446	1:48.121	72.58	1.986	17:04:35.057
7 -	1:01.266	45.438	1:46.704 (2)	73.54	0.569	17:06:21.761
8 -	1:01.843	45.480	1:47.323	73.12	1.188	17:08:09.084
9 -	1:01.992	45.585	1:47.577	72.95	1.442	17:09:56.661

BMCRC - MRO Championships 2019 - Rnd 7 @ Cadwell Park

L&W Contractors BMCRC Rookie 1000 & Rookie 600

RACE 19 - SECTOR ANALYSIS



SECTOR 1 = FL to I1, SECTOR 2 = I1 to FL, DIFF = Difference To Personal Best Lap, P = Crossed Finish Line in Pit Lane, D = Time Disallowed

P13 323 600 Benjamin MORRIS			Kawasaki -			
IDEAL LAP TIME : 1:44.218		BEST LAP TIME : 1:44.365		DIFFERENCE : 0.147		
LAP	SECTOR 1	SECTOR 2	LAP TIME	MPH	DIFF	TIME OF DAY
1 -		44.166	2:24.477	54.32	40.112	16:56:08.393
2 -	1:00.620	44.723	1:45.343	74.50	0.978	16:57:53.736
3 -	1:01.269	44.683	1:45.952	74.07	1.587	16:59:39.688
4 -	1:00.052	44.313	1:44.365 (1)	75.19		17:01:24.053
5 -	1:00.439	44.695	1:45.134 (3)	74.64	0.769	17:03:09.187
6 -	1:00.944	44.688	1:45.632	74.29	1.267	17:04:54.819
7 -	1:00.501	44.857	1:45.358	74.48	0.993	17:06:40.177
8 -	1:00.190	44.247	1:44.437 (2)	75.14	0.072	17:08:24.614
9 -	1:00.436	45.318	1:45.754	74.21	1.389	17:10:10.368

P14 61 600 Adam SYMONDS			Yamaha -			
IDEAL LAP TIME : 1:49.938		BEST LAP TIME : 1:49.938		DIFFERENCE : 0.000		
LAP	SECTOR 1	SECTOR 2	LAP TIME	MPH	DIFF	TIME OF DAY
1 -		46.964	2:30.689	52.08	40.751	16:56:14.605
2 -	1:05.751	47.465	1:53.216	69.31	3.278	16:58:07.821
3 -	1:06.201	46.978	1:53.179	69.34	3.241	17:00:01.000
4 -	1:05.663	46.587	1:52.250 (3)	69.91	2.312	17:01:53.250
5 -	1:05.833	46.574	1:52.407	69.81	2.469	17:03:45.657
6 -	1:06.769	46.730	1:53.499	69.14	3.561	17:05:39.156
7 -	1:05.201	46.589	1:51.790 (2)	70.20	1.852	17:07:30.946
8 -	1:04.546	45.392	1:49.938 (1)	71.38		17:09:20.884

P15 96 600 Giovanni BELIOSSI			Honda - ASR Accident Storage Recovery			
IDEAL LAP TIME : 1:55.308		BEST LAP TIME : 1:55.484		DIFFERENCE : 0.176		
LAP	SECTOR 1	SECTOR 2	LAP TIME	MPH	DIFF	TIME OF DAY
1 -		50.284	2:37.905	49.70	42.421	16:56:21.821
2 -	1:09.221	50.536	1:59.757	65.53	4.273	16:58:21.578
3 -	1:08.535	49.187	1:57.722	66.66	2.238	17:00:19.300
4 -	1:08.092	49.015	1:57.107	67.01	1.623	17:02:16.407
5 -	1:07.013	49.068	1:56.081 (3)	67.60	0.597	17:04:12.488
6 -	1:07.603	50.309	1:57.912	66.55	2.428	17:06:10.400
7 -	1:07.064	48.522	1:55.586 (2)	67.89	0.102	17:08:05.986
8 -	1:07.189	48.295	1:55.484 (1)	67.95		17:10:01.470

P16 148 600 Ben MURPHY			Honda -			
IDEAL LAP TIME : 1:57.026		BEST LAP TIME : 1:57.077		DIFFERENCE : 0.051		
LAP	SECTOR 1	SECTOR 2	LAP TIME	MPH	DIFF	TIME OF DAY
1 -		50.804	2:38.811	49.41	41.734	16:56:22.727
2 -	1:08.586	49.177	1:57.763 (3)	66.64	0.686	16:58:20.490
3 -	1:07.926	49.459	1:57.385 (2)	66.85	0.308	17:00:17.875
4 -	1:07.849	49.228	1:57.077 (1)	67.03		17:02:14.952
5 -	1:09.381	50.353	1:59.734	65.54	2.657	17:04:14.686
6 -	1:08.989	50.270	1:59.259	65.80	2.182	17:06:13.945
7 -	1:08.571	50.045	1:58.616	66.16	1.539	17:08:12.561
8 -	1:09.278	50.195	1:59.473	65.68	2.396	17:10:12.034

BMCRC - MRO Championships 2019 - Rnd 7 @ Cadwell Park

L&W Contractors BMCRC Rookie 1000 & Rookie 600

RACE 19 - BEST SECTORS

SECTOR 1			SECTOR 2			IDEAL / BEST COMPARISON						
POS	NO	NAME	TIME	NO	NAME	TIME	POS	NO	NAME	IDEAL	BEST	DIFF
									PERFECT LAP	1:37.261		
1	71	JENKINS	56.337	137	MCKENZIE	40.924	1	71	JENKINS	1:37.808	1:38.163	0.355
2	12	BLOCH	56.966	71	JENKINS	41.471	2	137	MCKENZIE	1:37.934	1:38.692	0.758
3	137	MCKENZIE	57.010	221	VENN	41.496	3	221	VENN	1:38.889	1:39.257	0.368
4	288	REYNOLDS	57.184	421	TINSLEY	41.743	4	12	BLOCH	1:38.992	1:39.017	0.025
5	221	VENN	57.393	16	VAUGHAN	41.870	5	288	REYNOLDS	1:39.252	1:39.766	0.514
6	16	VAUGHAN	57.485	12	BLOCH	42.026	6	16	VAUGHAN	1:39.355	1:39.525	0.170
7	100	FEARN	57.526	288	REYNOLDS	42.068	7	421	TINSLEY	1:39.476	1:39.495	0.019
8	421	TINSLEY	57.733	100	FEARN	42.116	8	100	FEARN	1:39.642	1:39.642	0.000
9	198	MORRIS	58.279	198	MORRIS	42.508	9	198	MORRIS	1:40.787	1:41.296	0.509
10	128	CLARKE	58.316	128	CLARKE	42.538	10	128	CLARKE	1:40.854	1:40.854	0.000
11	841	YOUNG	59.848	323	MORRIS	44.166	11	841	YOUNG	1:44.174	1:44.198	0.024
12	323	MORRIS	1:00.052	841	YOUNG	44.326	12	323	MORRIS	1:44.218	1:44.365	0.147
13	18	WILLSHER	1:00.978	18	WILLSHER	44.416	13	18	WILLSHER	1:45.394	1:46.135	0.741
14	61	SYMONDS	1:04.546	61	SYMONDS	45.392	14	61	SYMONDS	1:49.938	1:49.938	0.000
15	96	BELIOSSI	1:07.013	96	BELIOSSI	48.295	15	96	BELIOSSI	1:55.308	1:55.484	0.176
16	148	MURPHY	1:07.849	148	MURPHY	49.177	16	148	MURPHY	1:57.026	1:57.077	0.051

Weather / Track : Bright / Dry

Results can be found at www.tsl-timing.com

Cadwell Park
Circuit Length = 2.1800 miles
Start: 16:53 Flag 17:08 End: 17:10

Printed - 17:12 Sunday, 04 August 2019

BMCRC-MRO Championships 2019



BMCRC THUNDERBIKE EXTREME & ULTRA

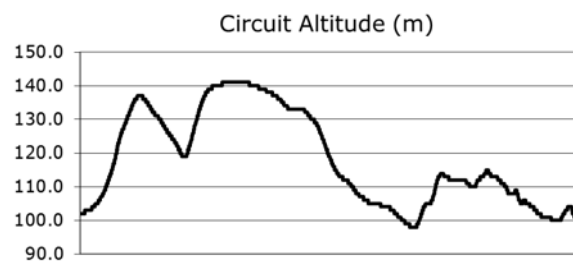
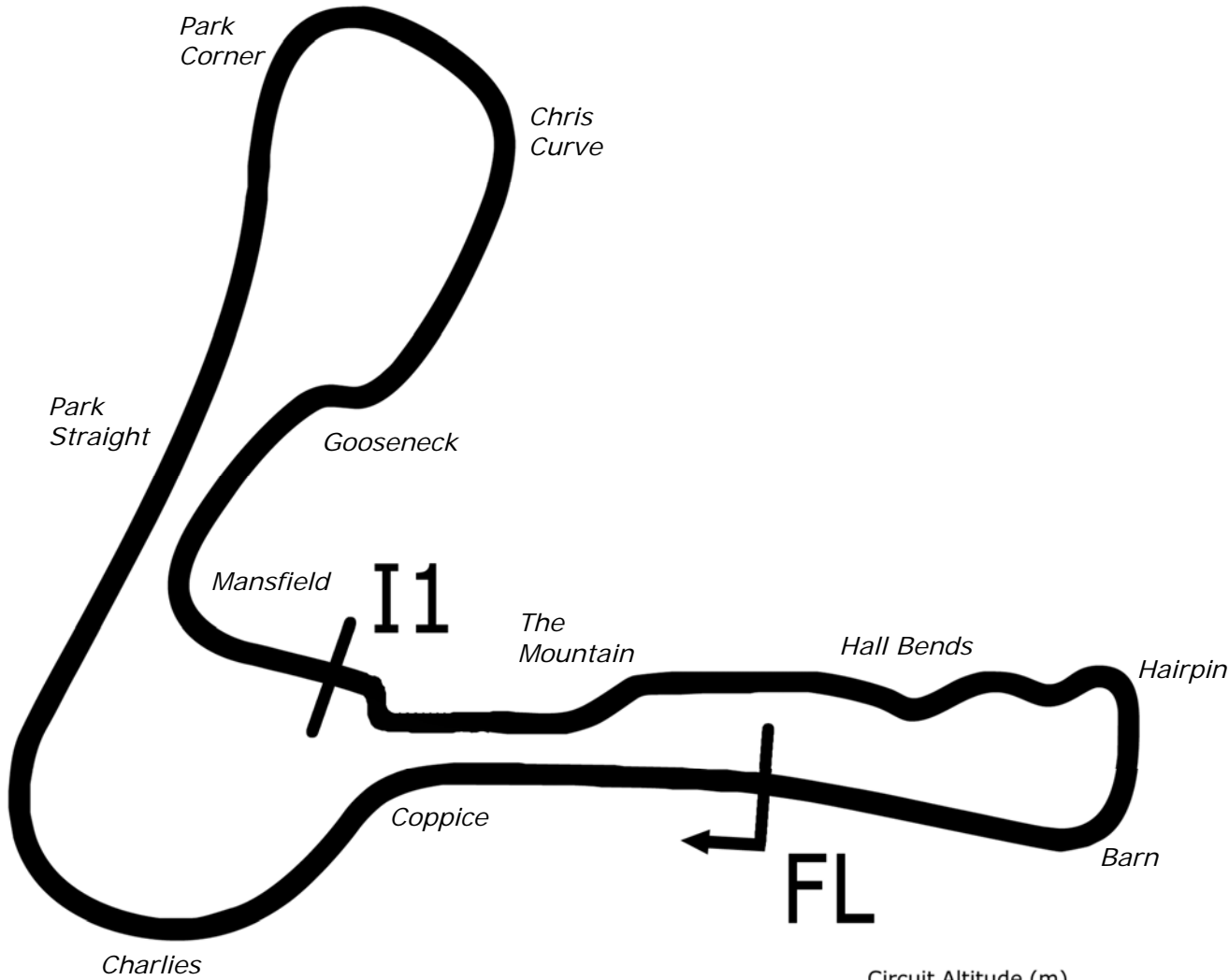
Cadwell Park Circuit

3rd / 4th August 2019



Results Provided by Timing Solutions Ltd
www.tsl-timing.com

Cadwell Park



Length	2.1800 miles	3508.4 m	
FL		53.31024 N	0.05940 W
I1	2330m	53.30708 N	0.06270 W
Pit Entry	3472m	53.31103 N	0.05889 W
Pit Exit	0m after FL	53.31030 N	0.05940 W
Pit Entry-Pit Exit 92m, 5.5s @60kph, 4.1s @80kph			

All results available at www.tsl-timing.com

BMCRC - MRO Championships 2019 - Rnd 7 @ Cadwell Park

BMCRC Thunderbike Extreme & Ultra

QUALIFYING - CLASSIFICATION

POS	NO	CL	PIC NAME	ENTRY	TIME	ON	LAPS	GAP	DIFF	MPH
1	11	UL	1 Josh HARVEY	Yamaha - NR Racing	1:35.806	3	7			81.91
2	1	UL	2 Barry CHAMBERLAIN	Suzuki - Airsys.co.uk	1:36.383	2	8	0.577	0.577	81.42
3	143	UL	3 Steve PALMER	Yamaha - 4C8/Mk1 Transit racing	1:36.663	2	7	0.857	0.280	81.18
4	15	EX	1 Stacey KILLWORTH	Honda - BK/Everns	1:38.148	5	5	2.342	1.485	79.96
5	54	EX	2 Andrew SAUNDERS	Suzuki - SDC PERFORMANCE	1:38.482	4	4	2.676	0.334	79.69
6	76	UL	4 Jason BYARD	Suzuki - May Construction	1:39.083	2	4	3.277	0.601	79.20
7	16	UL	5 Matthew WREN	Suzuki - TBR performance	1:39.711	7	8	3.905	0.628	78.70
8	40	UL	6 Aiden PATMORE	Yamaha - TBR Performance/NW Roofing	1:40.337	7	7	4.531	0.626	78.21
9	78	UL	7 Jamie THOMAS	Suzuki - Team RubyRacing	1:40.423	8	8	4.617	0.086	78.15
10	59	UL	8 Dave HEWSON	Kawasaki -	1:40.657	6	8	4.851	0.234	77.96
11	258	UL	9 Ande FRIEND	Kawasaki - Flying colours Motorcycle Training	1:41.324	6	7	5.518	0.667	77.45
12	90	EX	3 Edward WATSON	Suzuki - Motorsportdays.com TEA Time Racing	1:42.555	6	7	6.749	1.231	76.52
13	20	EX	4 Marc CRESSWELL	Honda - Fishbowl Racing	1:44.942	7	7	9.136	2.387	74.78
14	228	EX	5 Clive EMERSON	Honda -	1:45.599	6	7	9.793	0.657	74.31
15	55	EX	6 Nick HODGINS	Suzuki - Sam Saunders Racing	1:48.591	5	7	12.785	2.992	72.27
16	254	EX	7 Rick WINDAS	Ducati - Army Medical Services	1:48.681	4	7	12.875	0.090	72.21
17	22	EX	8 Matthew MAY	Honda - Tliehurst Glass Racing	1:50.005	3	7	14.199	1.324	71.34

Weather / Track : Bright / Dry

These results are provisional until the conclusion of any judicial and technical matters.

Cadwell Park

Circuit Length = 2.1800 miles

Start: 10:25 Flag 10:38 End: 10:40

Clerk Of Course :

Steward :

Timekeeper :

Results can be found at www.tsl-timing.com

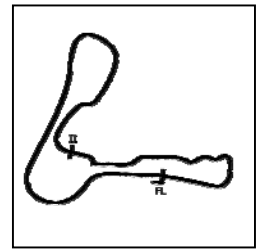
Printed - 10:41 Saturday, 03 August 2019



BMCRC - MRO Championships 2019 - Rnd 7 @ Cadwell Park

BMCRC Thunderbike Extreme & Ultra

QUALIFYING - SECTOR ANALYSIS



SECTOR 1 = FL to I1, SECTOR 2 = I1 to FL, DIFF = Difference To Personal Best Lap, P = Crossed Finish Line in Pit Lane, D = Time Disallowed

P1		11 UL		Josh HARVEY		Yamaha - NR Racing	
IDEAL LAP TIME : 1:35.472		BEST LAP TIME : 1:35.806		DIFFERENCE : 0.334			
LAP	SECTOR 1	SECTOR 2	LAP TIME	MPH	DIFF	TIME OF DAY	
1 -	57.827	40.967	1:38.794	79.43	2.988	10:27:19.356	
2 -	55.804	40.546	1:36.350 (2)	81.45	0.544	10:28:55.706	
3 -	55.709	40.097	1:35.806 (1)	81.91		10:30:31.512	
4 -	58.602	IN PIT	3:04.994 P	42.42	1:29.188	10:33:36.506	
5 -	OUTLAP	42.557	1:46.824	73.46	11.018	10:35:23.330	
6 -	56.714	40.849	1:37.563 (3)	80.44	1.757	10:37:00.893	
7 -	55.375	44.168	1:39.543	78.84	3.737	10:38:40.436	

P2		1 UL		Barry CHAMBERLAIN		Suzuki - Airsys.co.uk	
IDEAL LAP TIME : 1:36.383		BEST LAP TIME : 1:36.383		DIFFERENCE : 0.000			
LAP	SECTOR 1	SECTOR 2	LAP TIME	MPH	DIFF	TIME OF DAY	
1 -	58.228	42.435	1:40.663	77.96	4.280	10:27:21.725	
2 -	55.644	40.739	1:36.383 (1)	81.42		10:28:58.108	
3 -	55.844	41.151	1:36.995 (2)	80.91	0.612	10:30:35.103	
4 -	56.440	41.779	1:38.219	79.90	1.836	10:32:13.322	
5 -	56.165	41.081	1:37.246 (3)	80.70	0.863	10:33:50.568	
6 -	56.767	41.106	1:37.873	80.18	1.490	10:35:28.441	
7 -	1:16.953	46.776	2:03.729	63.42	27.346	10:37:32.170	
8 -	56.010	42.016	1:38.026	80.06	1.643	10:39:10.196	

P3		143 UL		Steve PALMER		Yamaha - 4C8/Mk1 Transit racing	
IDEAL LAP TIME : 1:36.204		BEST LAP TIME : 1:36.663		DIFFERENCE : 0.459			
LAP	SECTOR 1	SECTOR 2	LAP TIME	MPH	DIFF	TIME OF DAY	
1 -	57.933	42.317	1:40.250	78.28	3.587	10:27:21.164	
2 -	55.747	40.916	1:36.663 (1)	81.18		10:28:57.827	
3 -	55.288	41.468	1:36.756 (2)	81.11	0.093	10:30:34.583	
4 -	56.301	43.828	1:40.129	78.37	3.466	10:32:14.712	
5 -	57.666	43.825	1:41.491	77.32	4.828	10:33:56.203	
6 -	55.981	42.786	1:38.767 (3)	79.46	2.104	10:35:34.970	
7 -	1:02.321	44.262	1:46.583	73.63	9.920	10:37:21.553	

P4		15 EX		Stacey KILLWORTH		Honda - BK/Everns	
IDEAL LAP TIME : 1:38.148		BEST LAP TIME : 1:38.148		DIFFERENCE : 0.000			
LAP	SECTOR 1	SECTOR 2	LAP TIME	MPH	DIFF	TIME OF DAY	
1 -	1:00.604	43.891	1:44.495	75.10	6.347	10:27:35.905	
2 -	56.973	42.008	1:38.981 (3)	79.28	0.833	10:29:14.886	
3 -	57.324	41.834	1:39.158	79.14	1.010	10:30:54.044	
4 -	56.885	41.884	1:38.769 (2)	79.45	0.621	10:32:32.813	
5 -	56.643	41.505	1:38.148 (1)	79.96		10:34:10.961	

P5		54 EX		Andrew SAUNDERS		Suzuki - SDC PERFORMANCE	
IDEAL LAP TIME : 1:38.482		BEST LAP TIME : 1:38.482		DIFFERENCE : 0.000			
LAP	SECTOR 1	SECTOR 2	LAP TIME	MPH	DIFF	TIME OF DAY	
1 -	59.042	42.915	1:41.957	76.97	3.475	10:27:23.898	
2 -	57.804	42.272	1:40.076 (3)	78.42	1.594	10:29:03.974	
3 -	57.310	42.752	1:40.062 (2)	78.43	1.580	10:30:44.036	
4 -	56.762	41.720	1:38.482 (1)	79.69		10:32:22.518	

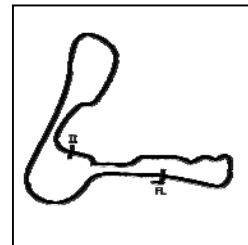
Weather / Track : Bright / Dry

Cadwell Park
Circuit Length = 2.1800 miles
Start: 10:25 Flag 10:38 End: 10:40

BMCRC - MRO Championships 2019 - Rnd 7 @ Cadwell Park

BMCRC Thunderbike Extreme & Ultra

QUALIFYING - SECTOR ANALYSIS



SECTOR 1 = FL to I1, SECTOR 2 = I1 to FL, DIFF = Difference To Personal Best Lap, P = Crossed Finish Line in Pit Lane, D = Time Disallowed

P6 76 UL		Jason BYARD		Suzuki - May Construction			
IDEAL LAP TIME : 1:39.083		BEST LAP TIME : 1:39.083		DIFFERENCE : 0.000			
LAP	SECTOR 1	SECTOR 2	LAP TIME	MPH	DIFF	TIME OF DAY	
1 -	58.833	41.878	1:40.711	77.92	1.628	10:27:23.875	
2 -	57.385	41.698	1:39.083 (1)	79.20		10:29:02.958	
3 -	57.618	42.227	1:39.845 (3)	78.60	0.762	10:30:42.803	
4 -	57.542	41.860	1:39.402 (2)	78.95	0.319	10:32:22.205	

P7 16 UL		Matthew WREN		Suzuki - TBR performance			
IDEAL LAP TIME : 1:39.045		BEST LAP TIME : 1:39.711		DIFFERENCE : 0.666			
LAP	SECTOR 1	SECTOR 2	LAP TIME	MPH	DIFF	TIME OF DAY	
1 -	1:00.740	43.349	1:44.089	75.39	4.378	10:27:26.161	
2 -	58.460	43.474	1:41.934	76.99	2.223	10:29:08.095	
3 -	57.977	42.845	1:40.822	77.84	1.111	10:30:48.917	
4 -	57.726	42.899	1:40.625	77.99	0.914	10:32:29.542	
5 -	58.217	42.866	1:41.083	77.63	1.372	10:34:10.625	
6 -	57.467	42.377	1:39.844 (2)	78.60	0.133	10:35:50.469	
7 -	56.804	42.907	1:39.711 (1)	78.70		10:37:30.180	
8 -	57.704	42.241	1:39.945 (3)	78.52	0.234	10:39:10.125	

P8 40 UL		Aiden PATMORE		Yamaha - TBR Performance/NW Roofing			
IDEAL LAP TIME : 1:40.337		BEST LAP TIME : 1:40.337		DIFFERENCE : 0.000			
LAP	SECTOR 1	SECTOR 2	LAP TIME	MPH	DIFF	TIME OF DAY	
1 -	1:07.760	52.770	2:00.530	65.11	20.193	10:27:56.485	
2 -	1:04.890	49.882	1:54.772	68.37	14.435	10:29:51.257	
3 -	59.882	44.834	1:44.716	74.94	4.379	10:31:35.973	
4 -	1:01.117	43.318	1:44.435	75.14	4.098	10:33:20.408	
5 -	58.608	43.761	1:42.369 (3)	76.66	2.032	10:35:02.777	
6 -	58.505	42.536	1:41.041 (2)	77.67	0.704	10:36:43.818	
7 -	58.425	41.912	1:40.337 (1)	78.21		10:38:24.155	

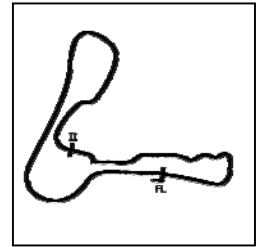
P9 78 UL		Jamie THOMAS		Suzuki - Team RubyRacing			
IDEAL LAP TIME : 1:40.423		BEST LAP TIME : 1:40.423		DIFFERENCE : 0.000			
LAP	SECTOR 1	SECTOR 2	LAP TIME	MPH	DIFF	TIME OF DAY	
1 -	1:02.955	44.848	1:47.803	72.80	7.380	10:27:30.777	
2 -	1:00.477	43.336	1:43.813	75.59	3.390	10:29:14.590	
3 -	59.753	43.723	1:43.476	75.84	3.053	10:30:58.066	
4 -	59.174	42.458	1:41.632	77.22	1.209	10:32:39.698	
5 -	58.629	42.836	1:41.465	77.34	1.042	10:34:21.163	
6 -	58.433	42.651	1:41.084 (3)	77.63	0.661	10:36:02.247	
7 -	58.106	42.421	1:40.527 (2)	78.06	0.104	10:37:42.774	
8 -	58.075	42.348	1:40.423 (1)	78.15		10:39:23.197	

P10 59 UL		Dave HEWSON		Kawasaki -			
IDEAL LAP TIME : 1:40.635		BEST LAP TIME : 1:40.657		DIFFERENCE : 0.022			
LAP	SECTOR 1	SECTOR 2	LAP TIME	MPH	DIFF	TIME OF DAY	
1 -	1:06.115	46.173	1:52.288	69.89	11.631	10:27:42.468	
2 -	1:00.584	44.308	1:44.892	74.82	4.235	10:29:27.360	
3 -	1:00.626	43.158	1:43.784	75.61	3.127	10:31:11.144	
4 -	58.813	43.195	1:42.008	76.93	1.351	10:32:53.152	
5 -	58.538	42.357	1:40.895	77.78	0.238	10:34:34.047	
6 -	58.307	42.350	1:40.657 (1)	77.96		10:36:14.704	
7 -	58.380	42.381	1:40.761 (2)	77.88	0.104	10:37:55.465	
8 -	58.285	42.526	1:40.811 (3)	77.84	0.154	10:39:36.276	

BMCRC - MRO Championships 2019 - Rnd 7 @ Cadwell Park

BMCRC Thunderbike Extreme & Ultra

QUALIFYING - SECTOR ANALYSIS



SECTOR 1 = FL to I1, SECTOR 2 = I1 to FL, DIFF = Difference To Personal Best Lap, P = Crossed Finish Line in Pit Lane, D = Time Disallowed

P11 258 UL		Ande FRIEND		Kawasaki - Flying colours Motorcycle Training			
IDEAL LAP TIME : 1:41.324		BEST LAP TIME : 1:41.324		DIFFERENCE : 0.000			
LAP	SECTOR 1	SECTOR 2	LAP TIME	MPH	DIFF	TIME OF DAY	
1 -	1:07.884	48.218	1:56.102	67.59	14.778	10:27:52.237	
2 -	1:00.504	44.035	1:44.539	75.07	3.215	10:29:36.776	
3 -	58.727	43.346	1:42.073 (3)	76.88	0.749	10:31:18.849	
4 -	1:00.324	43.562	1:43.886	75.54	2.562	10:33:02.735	
5 -	59.095	43.091	1:42.186	76.80	0.862	10:34:44.921	
6 -	58.643	42.681	1:41.324 (1)	77.45		10:36:26.245	
7 -	58.754	42.925	1:41.679 (2)	77.18	0.355	10:38:07.924	

P12 90 EX		Edward WATSON		Suzuki - Motorsportdays.com TEA Time Racing			
IDEAL LAP TIME : 1:42.555		BEST LAP TIME : 1:42.555		DIFFERENCE : 0.000			
LAP	SECTOR 1	SECTOR 2	LAP TIME	MPH	DIFF	TIME OF DAY	
1 -	1:06.315	49.025	1:55.340	68.04	12.785	10:28:00.694	
2 -	1:00.269	44.551	1:44.820	74.87	2.265	10:29:45.514	
3 -	1:00.259	43.848	1:44.107 (2)	75.38	1.552	10:31:29.621	
4 -	1:02.236	44.522	1:46.758	73.51	4.203	10:33:16.379	
5 -	1:00.491	44.060	1:44.551 (3)	75.06	1.996	10:35:06.930	
6 -	59.027	43.528	1:42.555 (1)	76.52		10:36:43.485	
7 -	1:01.552	44.349	1:45.901	74.10	3.346	10:38:29.386	

P13 20 EX		Marc CRESSWELL		Honda - Fishbowl Racing			
IDEAL LAP TIME : 1:44.942		BEST LAP TIME : 1:44.942		DIFFERENCE : 0.000			
LAP	SECTOR 1	SECTOR 2	LAP TIME	MPH	DIFF	TIME OF DAY	
1 -	1:07.694	49.330	1:57.024	67.06	12.082	10:27:54.527	
2 -	1:03.538	46.892	1:50.430	71.06	5.488	10:29:44.957	
3 -	1:02.337	45.253	1:47.590	72.94	2.648	10:31:32.547	
4 -	1:02.494	45.162	1:47.656	72.89	2.714	10:33:20.203	
5 -	1:01.427	45.217	1:46.644 (3)	73.59	1.702	10:35:06.847	
6 -	1:01.514	44.972	1:46.486 (2)	73.70	1.544	10:36:53.333	
7 -	1:00.890	44.052	1:44.942 (1)	74.78		10:38:38.275	

P14 228 EX		Clive EMERSON		Honda -			
IDEAL LAP TIME : 1:45.599		BEST LAP TIME : 1:45.599		DIFFERENCE : 0.000			
LAP	SECTOR 1	SECTOR 2	LAP TIME	MPH	DIFF	TIME OF DAY	
1 -	1:07.851	49.485	1:57.336	66.88	11.737	10:27:54.062	
2 -	1:03.116	45.329	1:48.445	72.36	2.846	10:29:42.507	
3 -	1:01.741	44.788	1:46.529 (3)	73.67	0.930	10:31:29.036	
4 -	1:02.420	44.840	1:47.260	73.16	1.661	10:33:16.296	
5 -	1:01.950	44.746	1:46.696	73.55	1.097	10:35:02.992	
6 -	1:00.956	44.643	1:45.599 (1)	74.31		10:36:48.591	
7 -	1:01.199	44.969	1:46.168 (2)	73.92	0.569	10:38:34.759	

P15 55 EX		Nick HODGINS		Suzuki - Sam Saunders Racing			
IDEAL LAP TIME : 1:48.318		BEST LAP TIME : 1:48.591		DIFFERENCE : 0.273			
LAP	SECTOR 1	SECTOR 2	LAP TIME	MPH	DIFF	TIME OF DAY	
1 -	1:05.268	47.119	1:52.387	69.83	3.796	10:27:38.080	
2 -	1:02.316	46.369	1:48.685 (2)	72.20	0.094	10:29:26.765	
3 -	1:02.945	46.094	1:49.039	71.97	0.448	10:31:15.804	
4 -	1:02.992	46.002	1:48.994	72.00	0.403	10:33:04.798	
5 -	1:02.380	46.211	1:48.591 (1)	72.27		10:34:53.389	
6 -	1:02.524	46.189	1:48.713 (3)	72.19	0.122	10:36:42.102	
7 -	1:02.793	46.800	1:49.593	71.61	1.002	10:38:31.695	

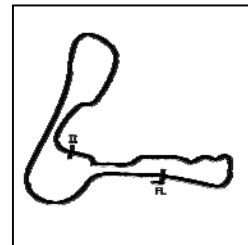
Weather / Track : Bright / Dry

Cadwell Park
Circuit Length = 2.1800 miles
Start: 10:25 Flag 10:38 End: 10:40

BMCRC - MRO Championships 2019 - Rnd 7 @ Cadwell Park

BMCRC Thunderbike Extreme & Ultra

QUALIFYING - SECTOR ANALYSIS



SECTOR 1 = FL to I1, SECTOR 2 = I1 to FL, DIFF = Difference To Personal Best Lap, P = Crossed Finish Line in Pit Lane, D = Time Disallowed

P16 254 EX		Rick WINDAS		Ducati - Army Medical Services		
IDEAL LAP TIME : 1:48.142		BEST LAP TIME : 1:48.681		DIFFERENCE : 0.539		
LAP	SECTOR 1	SECTOR 2	LAP TIME	MPH	DIFF	TIME OF DAY
1 -	1:05.828	46.701	1:52.529	69.74	3.848	10:27:38.518
2 -	1:03.402	45.451	1:48.853	72.09	0.172	10:29:27.371
3 -	1:02.691	46.406	1:49.097	71.93	0.416	10:31:16.468
4 -	1:03.012	45.669	1:48.681 (1)	72.21		10:33:05.149
5 -	1:02.862	45.863	1:48.725 (2)	72.18	0.044	10:34:53.874
6 -	1:02.742	46.030	1:48.772 (3)	72.15	0.091	10:36:42.646
7 -	1:02.937	46.487	1:49.424	71.72	0.743	10:38:32.070

P17 22 EX		Matthew MAY		Honda - Tliehurst Glass Racing		
IDEAL LAP TIME : 1:50.005		BEST LAP TIME : 1:50.005		DIFFERENCE : 0.000		
LAP	SECTOR 1	SECTOR 2	LAP TIME	MPH	DIFF	TIME OF DAY
1 -	1:06.754	49.191	1:55.945	67.68	5.940	10:27:53.318
2 -	1:04.576	47.442	1:52.018 (3)	70.06	2.013	10:29:45.336
3 -	1:03.717	46.288	1:50.005 (1)	71.34		10:31:35.341
4 -	1:03.991	46.743	1:50.734 (2)	70.87	0.729	10:33:26.075
5 -	1:05.372	46.827	1:52.199	69.94	2.194	10:35:18.274
6 -	1:05.274	46.896	1:52.170	69.96	2.165	10:37:10.444
7 -	1:05.312	47.166	1:52.478	69.77	2.473	10:39:02.922

BMCRC - MRO Championships 2019 - Rnd 7 @ Cadwell Park

BMCRC Thunderbike Extreme & Ultra

QUALIFYING - BEST SECTORS

SECTOR 1			SECTOR 2			IDEAL / BEST COMPARISON						
POS	NO	NAME	TIME	NO	NAME	TIME	POS	NO	NAME	IDEAL	BEST	DIFF
									PERFECT LAP	1:35.385		
1	143	PALMER	55.288	11	HARVEY	40.097	1	11	HARVEY	1:35.472	1:35.806	0.334
2	11	HARVEY	55.375	1	CHAMBERLAIN	40.739	2	143	PALMER	1:36.204	1:36.663	0.459
3	1	CHAMBERLAIN	55.644	143	PALMER	40.916	3	1	CHAMBERLAIN	1:36.383	1:36.383	0.000
4	15	KILLWORTH	56.643	15	KILLWORTH	41.505	4	15	KILLWORTH	1:38.148	1:38.148	0.000
5	54	SAUNDERS	56.762	76	BYARD	41.698	5	54	SAUNDERS	1:38.482	1:38.482	0.000
6	16	WREN	56.804	54	SAUNDERS	41.720	6	16	WREN	1:39.045	1:39.711	0.666
7	76	BYARD	57.385	40	PATMORE	41.912	7	76	BYARD	1:39.083	1:39.083	0.000
8	78	THOMAS	58.075	16	WREN	42.241	8	40	PATMORE	1:40.337	1:40.337	0.000
9	59	HEWSON	58.285	78	THOMAS	42.348	9	78	THOMAS	1:40.423	1:40.423	0.000
10	40	PATMORE	58.425	59	HEWSON	42.350	10	59	HEWSON	1:40.635	1:40.657	0.022
11	258	FRIEND	58.643	258	FRIEND	42.681	11	258	FRIEND	1:41.324	1:41.324	0.000
12	90	WATSON	59.027	90	WATSON	43.528	12	90	WATSON	1:42.555	1:42.555	0.000
13	20	CRESSWELL	1:00.890	20	CRESSWELL	44.052	13	20	CRESSWELL	1:44.942	1:44.942	0.000
14	228	EMERSON	1:00.956	228	EMERSON	44.643	14	228	EMERSON	1:45.599	1:45.599	0.000
15	55	HODGINS	1:02.316	254	WINDAS	45.451	15	254	WINDAS	1:48.142	1:48.681	0.539
16	254	WINDAS	1:02.691	55	HODGINS	46.002	16	55	HODGINS	1:48.318	1:48.591	0.273
17	22	MAY	1:03.717	22	MAY	46.288	17	22	MAY	1:50.005	1:50.005	0.000

Weather / Track : Bright / Dry

Results can be found at www.tsl-timing.com

Cadwell Park
Circuit Length = 2.1800 miles
Start: 10:25 Flag 10:38 End: 10:40

Printed - 10:42 Saturday, 03 August 2019

BMCRC - MRO Championships 2019 - Rnd 7 @ Cadwell Park

BMCRC Thunderbike Extreme & Ultra

RACE 6 - GRID (7 Laps)

ROW 6	16	254	Rick WINDAS	1:48.681	17	22	Matthew MAY	1:50.005	1			
ROW 5	13	20	Marc CRESSWELL	1:44.942	14	228	Clive EMERSON	1:45.599	15	55	Nick HODGINS	1:48.591
ROW 4	10	59	Dave HEWSON	1:40.657	11	258	Ande FRIEND	1:41.324	12	90	Edward WATSON	1:42.555
ROW 3	7	16	Matthew WREN	1:39.711	8	40	Aiden PATMORE	1:40.337	9	78	Jamie THOMAS	1:40.423
ROW 2	4	15	Stacey KILLWORTH	1:38.148	5	54	Andrew SAUNDERS	1:38.482	6	76	Jason BYARD	1:39.083
ROW 1	1	11	Josh HARVEY	1:35.806	2	1	Barry CHAMBERLAIN	1:36.383	3	143	Steve PALMER	1:36.663
			Pole									

Cadwell Park
Circuit Length = 2.1800 miles

These results are provisional until the conclusion of any judicial and technical matters.

Clerk Of Course :	Steward :	Timekeeper :
-------------------	-----------	--------------

Results can be found at www.tsl-timing.com

Printed - 10:43 Saturday, 03 August 2019



BMCRC - MRO Championships 2019 - Rnd 7 @ Cadwell Park



BMCRC Thunderbike Extreme & Ultra

RACE 6 - CLASSIFICATION

POS	NO	CL	PIC NAME	ENTRY	LAPS	TIME	GAP	DIFF	MPH	BEST	ON
1	11	UL	1 Josh HARVEY	Yamaha - NR Racing	7	11:16.205			81.24	1:35.484	7
2	1	UL	2 Barry CHAMBERLAIN	Suzuki - Airsys.co.uk	7	11:16.483	0.278	0.278	81.20	1:35.391	7
3	76	UL	3 Jason BYARD	Suzuki - May Construction	7	11:34.483	18.278	18.000	79.10	1:37.580	2
4	143	UL	4 Steve PALMER	Yamaha - 4C8/Mk1 Transit racing	7	11:39.366	23.161	4.883	78.55	1:35.561	3
5	40	UL	5 Aiden PATMORE	Yamaha - TBR Performance/NW Roofing	7	11:42.612	26.407	3.246	78.18	1:37.040	7
6	15	EX	1 Stacey KILLWORTH	Honda - BK/Everns	7	11:44.965	28.760	2.353	77.92	1:38.116	7
7	78	UL	6 Jamie THOMAS	Suzuki - Team RubyRacing	7	11:49.258	33.053	4.293	77.45	1:39.626	3
8	54	EX	2 Andrew SAUNDERS	Suzuki - SDC PERFORMANCE	7	11:55.116	38.911	5.858	76.82	1:38.691	2
9	59	UL	7 Dave HEWSON	Kawasaki -	7	11:59.050	42.845	3.934	76.40	1:41.007	6
10	258	UL	8 Ande FRIEND	Kawasaki - Flying colours Motorcycle Training	7	11:59.536	43.331	0.486	76.34	1:39.784	6
11	90	EX	3 Edward WATSON	Suzuki - Motorsportdays.com TEA Time Racing	7	12:19.668	1:03.463	20.132	74.27	1:43.372	5
12	20	EX	4 Marc CRESSWELL	Honda - Fishbowl Racing	7	12:26.503	1:10.298	6.835	73.59	1:44.876	6
13	228	EX	5 Clive EMERSON	Honda -	7	12:26.692	1:10.487	0.189	73.57	1:44.360	6
14	55	EX	6 Nick HODGINS	Suzuki - Sam Saunders Racing	7	12:43.309	1:27.104	16.617	71.97	1:46.795	5
15	254	EX	7 Rick WINDAS	Ducati - Army Medical Services	7	12:54.935	1:38.730	11.626	70.89	1:48.086	7

NOT CLASSIFIED

DNF	22	EX	Matthew MAY	Honda - Tliehurst Glass Racing	6	11:06.569	1 Lap	1 Lap	70.64	1:48.955	6
DNF	16	UL	Matthew WREN	Suzuki - TBR performance	0						

FASTEST LAP

1	UL	Barry CHAMBERLAIN	Suzuki - Airsys.co.uk	7	1:35.391	82.27 mph	132.40 kph
15	EX	Stacey KILLWORTH	Honda - BK/Everns	7	1:38.116	79.98 mph	128.72 kph

Class UL - 92.5% of Race Speed = 75.14 mph

Class EX - 92.5% of Race Speed = 72.07 mph

Cadwell Park
Circuit Length = 2.1800 miles
Start: 14:32 Flag 14:43 End: 14:45

Weather / Track : Bright / Dry

These results are provisional until the conclusion of any judicial and technical matters.

Clerk Of Course :	Steward :	Timekeeper :
-------------------	-----------	--------------

Results can be found at www.tsl-timing.com

Printed - 14:46 Saturday, 03 August 2019



BMCRC - MRO Championships 2019 - Rnd 7 @ Cadwell Park

BMCRC Thunderbike Extreme & Ultra

RACE 6 - LAP CHART

LAP 1 @ 14:33:45.071

NO	BEHIND	LAP TIME
11		1:41.681
1	0.400	1:42.081
143	1.190	1:42.871
76	2.464	1:44.145
54	5.587	1:47.268
40	5.948	1:47.629
258	7.212	1:48.893
15	7.436	1:49.117
78	7.906	1:49.587
59	8.995	1:50.676
20	10.807	1:52.488
228	12.195	1:53.876
90	12.802	1:54.483
55	15.501	1:57.182
22	16.308	1:57.989
254	16.504	1:58.185

LAP 2 @ 14:35:21.019

NO	BEHIND	LAP TIME
11		1:35.948
1	0.729	1:36.277
143	2.484	1:37.242
76	4.096	1:37.580
40	7.583	1:37.583
54	8.330	1:38.691
258	11.056	1:39.792
78	11.858	1:39.900
15	11.937	1:40.449
59	14.659	1:41.612
20	20.640	1:45.781
228	22.055	1:45.808
90	22.282	1:45.428
55	27.670	1:48.117
22	30.331	1:49.971
254	30.588	1:50.032

LAP 3 @ 14:36:56.643

NO	BEHIND	LAP TIME
11		1:35.624
1	0.515	1:35.410
143	2.421	1:35.561
76	7.117	1:38.645
54	11.953	1:39.247
258	15.542	1:40.110
78	15.860	1:39.626
15	16.420	1:40.107
40	18.069	1:46.110
59	20.527	1:41.492
20	31.129	1:46.113
90	31.284	1:44.626
228	32.431	1:46.000
55	40.246	1:48.200
22	44.434	1:49.727
254	44.473	1:49.509

LAP 4 @ 14:38:32.486

NO	BEHIND	LAP TIME
11		1:35.843
1	0.473	1:35.801
143	2.268	1:35.690

76	10.489	1:39.215	258	43.331	1:40.147
258	20.092	1:40.393	90	1:03.463	1:44.097
78	20.136	1:40.119	20	1:10.298	1:45.641
40	20.387	1:38.161	228	1:10.487	1:44.381
15	20.428	1:39.851	55	1:27.104	1:47.755
54	22.940	1:46.830	254	1:38.730	1:48.086
59	26.220	1:41.536			
90	39.002	1:43.561			
20	41.152	1:45.866			
228	43.201	1:46.613			
55	51.865	1:47.462			
22	58.313	1:49.722			
254	58.563	1:49.933			

LAP 5 @ 14:40:08.366

NO	BEHIND	LAP TIME
11		1:35.880
1	0.714	1:36.121
143	2.252	1:35.864
76	13.412	1:38.803
40	22.450	1:37.943
15	23.503	1:38.955
78	24.191	1:39.935
54	26.949	1:39.889
59	32.052	1:41.712
258	34.629	1:50.417
90	46.494	1:43.372
20	51.010	1:45.738
228	52.975	1:45.654
55	1:02.780	1:46.795
254	1:12.217	1:49.534
22	1:12.638	1:50.205

LAP 6 @ 14:41:44.111

NO	BEHIND	LAP TIME
11		1:35.745
1	0.371	1:35.402
143	13.596	1:47.089
76	15.920	1:38.253
40	24.851	1:38.146
15	26.128	1:38.370
78	28.164	1:39.718
54	32.851	1:41.647
59	37.314	1:41.007
258	38.668	1:39.784
90	54.850	1:44.101
20	1:00.141	1:44.876
228	1:01.590	1:44.360
55	1:14.833	1:47.798
22	1:25.848	1:48.955
254	1:26.128	1:49.656

LAP 7 @ 14:43:19.595

NO	BEHIND	LAP TIME
11		1:35.484
1	0.278	1:35.391
76	18.278	1:37.842
143	23.161	1:45.049
40	26.407	1:37.040
15	28.760	1:38.116
78	33.053	1:40.373
54	38.911	1:41.544
59	42.845	1:41.015

Weather / Track : Bright / Dry

Results can be found at www.tsl-timing.com

Cadwell Park

Circuit Length = 2.1800 miles

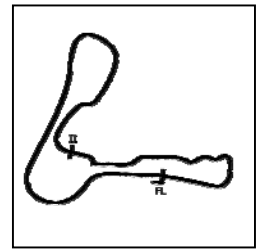
Start: 14:32 Flag 14:43 End: 14:45

Printed - 14:46 Saturday, 03 August 2019

BMCRC - MRO Championships 2019 - Rnd 7 @ Cadwell Park

BMCRC Thunderbike Extreme & Ultra

RACE 6 - SECTOR ANALYSIS



SECTOR 1 = FL to I1, SECTOR 2 = I1 to FL, DIFF = Difference To Personal Best Lap, P = Crossed Finish Line in Pit Lane, D = Time Disallowed

P1 11 UL		Josh HARVEY		Yamaha - NR Racing		
IDEAL LAP TIME : 1:35.395		BEST LAP TIME : 1:35.484		DIFFERENCE : 0.089		
LAP	SECTOR 1	SECTOR 2	LAP TIME	MPH	DIFF	TIME OF DAY
1 -		40.964	1:41.681	77.18	6.197	14:33:45.071
2 -	55.544	40.404	1:35.948	81.79	0.464	14:35:21.019
3 -	55.234	40.390	1:35.624 (2)	82.07	0.140	14:36:56.643
4 -	55.289	40.554	1:35.843	81.88	0.359	14:38:32.486
5 -	55.345	40.535	1:35.880	81.85	0.396	14:40:08.366
6 -	55.221	40.524	1:35.745 (3)	81.96	0.261	14:41:44.111
7 -	55.005	40.479	1:35.484 (1)	82.19		14:43:19.595

P2 1 UL		Barry CHAMBERLAIN		Suzuki - Airsys.co.uk		
IDEAL LAP TIME : 1:35.269		BEST LAP TIME : 1:35.391		DIFFERENCE : 0.122		
LAP	SECTOR 1	SECTOR 2	LAP TIME	MPH	DIFF	TIME OF DAY
1 -		41.040	1:42.081	76.88	6.690	14:33:45.471
2 -	55.393	40.884	1:36.277	81.51	0.886	14:35:21.748
3 -	54.906	40.504	1:35.410 (3)	82.25	0.019	14:36:57.158
4 -	55.045	40.756	1:35.801	81.92	0.410	14:38:32.959
5 -	55.187	40.934	1:36.121	81.64	0.730	14:40:09.080
6 -	54.765	40.637	1:35.402 (2)	82.26	0.011	14:41:44.482
7 -	54.843	40.548	1:35.391 (1)	82.27		14:43:19.873

P3 76 UL		Jason BYARD		Suzuki - May Construction		
IDEAL LAP TIME : 1:37.280		BEST LAP TIME : 1:37.580		DIFFERENCE : 0.300		
LAP	SECTOR 1	SECTOR 2	LAP TIME	MPH	DIFF	TIME OF DAY
1 -		41.060	1:44.145	75.35	6.565	14:33:47.535
2 -	56.578	41.002	1:37.580 (1)	80.42		14:35:25.115
3 -	56.815	41.830	1:38.645	79.55	1.065	14:37:03.760
4 -	57.296	41.919	1:39.215	79.10	1.635	14:38:42.975
5 -	57.187	41.616	1:38.803	79.43	1.223	14:40:21.778
6 -	57.231	41.022	1:38.253 (3)	79.87	0.673	14:42:00.031
7 -	56.278	41.564	1:37.842 (2)	80.21	0.262	14:43:37.873

P4 143 UL		Steve PALMER		Yamaha - 4C8/Mk1 Transit racing		
IDEAL LAP TIME : 1:35.263		BEST LAP TIME : 1:35.561		DIFFERENCE : 0.298		
LAP	SECTOR 1	SECTOR 2	LAP TIME	MPH	DIFF	TIME OF DAY
1 -		41.353	1:42.871	76.28	7.310	14:33:46.261
2 -	55.255	41.987	1:37.242	80.70	1.681	14:35:23.503
3 -	54.996	40.565	1:35.561 (1)	82.12		14:36:59.064
4 -	54.698	40.992	1:35.690 (2)	82.01	0.129	14:38:34.754
5 -	54.870	40.994	1:35.864 (3)	81.86	0.303	14:40:10.618
6 -	1:01.655	45.434	1:47.089	73.28	11.528	14:41:57.707
7 -	59.946	45.103	1:45.049	74.70	9.488	14:43:42.756

P5 40 UL		Aiden PATMORE		Yamaha - TBR Performance/NW Roofing		
IDEAL LAP TIME : 1:37.040		BEST LAP TIME : 1:37.040		DIFFERENCE : 0.000		
LAP	SECTOR 1	SECTOR 2	LAP TIME	MPH	DIFF	TIME OF DAY
1 -		43.563	1:47.629	72.91	10.589	14:33:51.019
2 -	56.229	41.354	1:37.583 (2)	80.42	0.543	14:35:28.602
3 -	1:04.573	41.537	1:46.110	73.96	9.070	14:37:14.712
4 -	56.697	41.464	1:38.161	79.95	1.121	14:38:52.873
5 -	56.854	41.089	1:37.943 (3)	80.12	0.903	14:40:30.816
6 -	56.335	41.811	1:38.146	79.96	1.106	14:42:08.962
7 -	56.143	40.897	1:37.040 (1)	80.87		14:43:46.002

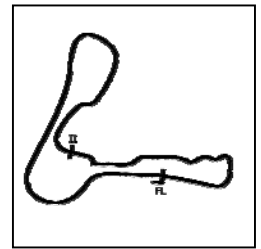
Weather / Track : Bright / Dry

Cadwell Park
Circuit Length = 2.1800 miles
Start: 14:32 Flag 14:43 End: 14:45

BMCRC - MRO Championships 2019 - Rnd 7 @ Cadwell Park

BMCRC Thunderbike Extreme & Ultra

RACE 6 - SECTOR ANALYSIS



SECTOR 1 = FL to I1, SECTOR 2 = I1 to FL, DIFF = Difference To Personal Best Lap, P = Crossed Finish Line in Pit Lane, D = Time Disallowed

P6 15 EX		Stacey KILLWORTH		Honda - BK/Everns		
IDEAL LAP TIME : 1:38.065		BEST LAP TIME : 1:38.116		DIFFERENCE : 0.051		
LAP	SECTOR 1	SECTOR 2	LAP TIME	MPH	DIFF	TIME OF DAY
1 -		44.146	1:49.117	71.92	11.001	14:33:52.507
2 -	57.107	43.342	1:40.449	78.12	2.333	14:35:32.956
3 -	57.463	42.644	1:40.107	78.39	1.991	14:37:13.063
4 -	57.607	42.244	1:39.851	78.59	1.735	14:38:52.914
5 -	57.189	41.766	1:38.955 (3)	79.30	0.839	14:40:31.869
6 -	56.753	41.617	1:38.370 (2)	79.78	0.254	14:42:10.239
7 -	56.448	41.668	1:38.116 (1)	79.98		14:43:48.355

P7 78 UL		Jamie THOMAS		Suzuki - Team RubyRacing		
IDEAL LAP TIME : 1:39.171		BEST LAP TIME : 1:39.626		DIFFERENCE : 0.455		
LAP	SECTOR 1	SECTOR 2	LAP TIME	MPH	DIFF	TIME OF DAY
1 -		43.605	1:49.587	71.61	9.961	14:33:52.977
2 -	57.699	42.201	1:39.900 (3)	78.55	0.274	14:35:32.877
3 -	57.329	42.297	1:39.626 (1)	78.77		14:37:12.503
4 -	57.953	42.166	1:40.119	78.38	0.493	14:38:52.622
5 -	58.093	41.842	1:39.935	78.53	0.309	14:40:32.557
6 -	57.650	42.068	1:39.718 (2)	78.70	0.092	14:42:12.275
7 -	57.671	42.702	1:40.373	78.18	0.747	14:43:52.648

P8 54 EX		Andrew SAUNDERS		Suzuki - SDC PERFORMANCE		
IDEAL LAP TIME : 1:38.579		BEST LAP TIME : 1:38.691		DIFFERENCE : 0.112		
LAP	SECTOR 1	SECTOR 2	LAP TIME	MPH	DIFF	TIME OF DAY
1 -		43.798	1:47.268	73.16	8.577	14:33:50.658
2 -	56.904	41.787	1:38.691 (1)	79.52		14:35:29.349
3 -	57.572	41.675	1:39.247 (2)	79.07	0.556	14:37:08.596
4 -	1:04.383	42.447	1:46.830	73.46	8.139	14:38:55.426
5 -	57.809	42.080	1:39.889 (3)	78.56	1.198	14:40:35.315
6 -	58.474	43.173	1:41.647	77.20	2.956	14:42:16.962
7 -	58.329	43.215	1:41.544	77.28	2.853	14:43:58.506

P9 59 UL		Dave HEWSON		Kawasaki -		
IDEAL LAP TIME : 1:40.981		BEST LAP TIME : 1:41.007		DIFFERENCE : 0.026		
LAP	SECTOR 1	SECTOR 2	LAP TIME	MPH	DIFF	TIME OF DAY
1 -		43.937	1:50.676	70.90	9.669	14:33:54.066
2 -	58.741	42.871	1:41.612	77.23	0.605	14:35:35.678
3 -	58.691	42.801	1:41.492 (3)	77.32	0.485	14:37:17.170
4 -	58.745	42.791	1:41.536	77.29	0.529	14:38:58.706
5 -	58.850	42.862	1:41.712	77.15	0.705	14:40:40.418
6 -	58.500	42.507	1:41.007 (1)	77.69		14:42:21.425
7 -	58.474	42.541	1:41.015 (2)	77.69	0.008	14:44:02.440

P10 258 UL		Ande FRIEND		Kawasaki - Flying colours Motorcycle Training		
IDEAL LAP TIME : 1:39.695		BEST LAP TIME : 1:39.784		DIFFERENCE : 0.089		
LAP	SECTOR 1	SECTOR 2	LAP TIME	MPH	DIFF	TIME OF DAY
1 -		44.254	1:48.893	72.07	9.109	14:33:52.283
2 -	57.187	42.605	1:39.792 (2)	78.64	0.008	14:35:32.075
3 -	57.596	42.514	1:40.110 (3)	78.39	0.326	14:37:12.185
4 -	57.775	42.618	1:40.393	78.17	0.609	14:38:52.578
5 -	1:07.799	42.618	1:50.417	71.07	10.633	14:40:42.995
6 -	57.271	42.513	1:39.784 (1)	78.65		14:42:22.779
7 -	57.639	42.508	1:40.147	78.36	0.363	14:44:02.926

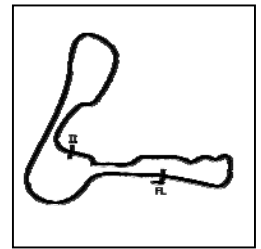
Weather / Track : Bright / Dry

Cadwell Park
Circuit Length = 2.1800 miles
Start: 14:32 Flag 14:43 End: 14:45

BMCRC - MRO Championships 2019 - Rnd 7 @ Cadwell Park

BMCRC Thunderbike Extreme & Ultra

RACE 6 - SECTOR ANALYSIS



SECTOR 1 = FL to I1, SECTOR 2 = I1 to FL, DIFF = Difference To Personal Best Lap, P = Crossed Finish Line in Pit Lane, D = Time Disallowed

P11 90 EX Edward WATSON		Suzuki - Motorsportdays.com TEA Time Racing				
IDEAL LAP TIME : 1:43.091		BEST LAP TIME : 1:43.372		DIFFERENCE : 0.281		
LAP	SECTOR 1	SECTOR 2	LAP TIME	MPH	DIFF	TIME OF DAY
1 -		45.767	1:54.483	68.55	11.111	14:33:57.873
2 -	1:01.225	44.203	1:45.428	74.44	2.056	14:35:43.301
3 -	1:00.204	44.422	1:44.626	75.01	1.254	14:37:27.927
4 -	59.389	44.172	1:43.561 (2)	75.78	0.189	14:39:11.488
5 -	59.670	43.702	1:43.372 (1)	75.92		14:40:54.860
6 -	1:00.138	43.963	1:44.101	75.38	0.729	14:42:38.961
7 -	59.535	44.562	1:44.097 (3)	75.39	0.725	14:44:23.058

P12 20 EX Marc CRESSWELL		Honda - Fishbowl Racing				
IDEAL LAP TIME : 1:44.792		BEST LAP TIME : 1:44.876		DIFFERENCE : 0.084		
LAP	SECTOR 1	SECTOR 2	LAP TIME	MPH	DIFF	TIME OF DAY
1 -		45.083	1:52.488	69.76	7.612	14:33:55.878
2 -	1:01.012	44.769	1:45.781	74.19	0.905	14:35:41.659
3 -	1:01.299	44.814	1:46.113	73.95	1.237	14:37:27.772
4 -	1:01.417	44.449	1:45.866	74.13	0.990	14:39:13.638
5 -	1:00.805	44.933	1:45.738 (3)	74.22	0.862	14:40:59.376
6 -	1:00.889	43.987	1:44.876 (1)	74.83		14:42:44.252
7 -	1:01.021	44.620	1:45.641 (2)	74.28	0.765	14:44:29.893

P13 228 EX Clive EMERSON		Honda -				
IDEAL LAP TIME : 1:44.230		BEST LAP TIME : 1:44.360		DIFFERENCE : 0.130		
LAP	SECTOR 1	SECTOR 2	LAP TIME	MPH	DIFF	TIME OF DAY
1 -		45.708	1:53.876	68.91	9.516	14:33:57.266
2 -	1:01.369	44.439	1:45.808	74.17	1.448	14:35:43.074
3 -	1:01.473	44.527	1:46.000	74.03	1.640	14:37:29.074
4 -	1:01.923	44.690	1:46.613	73.61	2.253	14:39:15.687
5 -	1:01.210	44.444	1:45.654 (3)	74.28	1.294	14:41:01.341
6 -	1:00.335	44.025	1:44.360 (1)	75.20		14:42:45.701
7 -	1:00.486	43.895	1:44.381 (2)	75.18	0.021	14:44:30.082

P14 55 EX Nick HODGINS		Suzuki - Sam Saunders Racing				
IDEAL LAP TIME : 1:46.795		BEST LAP TIME : 1:46.795		DIFFERENCE : 0.000		
LAP	SECTOR 1	SECTOR 2	LAP TIME	MPH	DIFF	TIME OF DAY
1 -		46.661	1:57.182	66.97	10.387	14:34:00.572
2 -	1:02.542	45.575	1:48.117	72.58	1.322	14:35:48.689
3 -	1:02.651	45.549	1:48.200	72.53	1.405	14:37:36.889
4 -	1:02.075	45.387	1:47.462 (2)	73.03	0.667	14:39:24.351
5 -	1:01.576	45.219	1:46.795 (1)	73.48		14:41:11.146
6 -	1:02.384	45.414	1:47.798	72.80	1.003	14:42:58.944
7 -	1:02.256	45.499	1:47.755 (3)	72.83	0.960	14:44:46.699

P15 254 EX Rick WINDAS		Ducati - Army Medical Services				
IDEAL LAP TIME : 1:48.086		BEST LAP TIME : 1:48.086		DIFFERENCE : 0.000		
LAP	SECTOR 1	SECTOR 2	LAP TIME	MPH	DIFF	TIME OF DAY
1 -		46.869	1:58.185	66.40	10.099	14:34:01.575
2 -	1:03.317	46.715	1:50.032	71.32	1.946	14:35:51.607
3 -	1:03.451	46.058	1:49.509 (2)	71.66	1.423	14:37:41.116
4 -	1:03.646	46.287	1:49.933	71.38	1.847	14:39:31.049
5 -	1:03.512	46.022	1:49.534 (3)	71.64	1.448	14:41:20.583
6 -	1:03.757	45.899	1:49.656	71.56	1.570	14:43:10.239
7 -	1:02.642	45.444	1:48.086 (1)	72.60		14:44:58.325

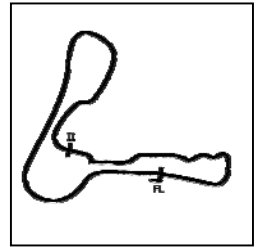
Weather / Track : Bright / Dry

Cadwell Park
Circuit Length = 2.1800 miles
Start: 14:32 Flag 14:43 End: 14:45

BMCRC - MRO Championships 2019 - Rnd 7 @ Cadwell Park

BMCRC Thunderbike Extreme & Ultra

RACE 6 - SECTOR ANALYSIS



SECTOR 1 = FL to I1, SECTOR 2 = I1 to FL, DIFF = Difference To Personal Best Lap, P = Crossed Finish Line in Pit Lane, D = Time Disallowed

P16 22 EX		Matthew MAY		Honda - Tliehurst Glass Racing			
IDEAL LAP TIME : 1:48.955		BEST LAP TIME : 1:48.955		DIFFERENCE : 0.000			
LAP	SECTOR 1	SECTOR 2	LAP TIME	MPH	DIFF	TIME OF DAY	
1 -		47.091	1:57.989	66.51	9.034	14:34:01.379	
2 -	1:03.704	46.267	1:49.971	71.36	1.016	14:35:51.350	
3 -	1:03.391	46.336	1:49.727 (3)	71.52	0.772	14:37:41.077	
4 -	1:03.457	46.265	1:49.722 (2)	71.52	0.767	14:39:30.799	
5 -	1:04.135	46.070	1:50.205	71.21	1.250	14:41:21.004	
6 -	1:02.931	46.024	1:48.955 (1)	72.03		14:43:09.959	

BMCRC - MRO Championships 2019 - Rnd 7 @ Cadwell Park

BMCRC Thunderbike Extreme & Ultra

RACE 6 - BEST SECTORS

SECTOR 1			SECTOR 2			IDEAL / BEST COMPARISON						
POS	NO	NAME	TIME	NO	NAME	TIME	POS	NO	NAME	IDEAL	BEST	DIFF
1	143	PALMER	54.698	11	HARVEY	40.390	1	143	PALMER	1:35.263	1:35.561	0.298
2	1	CHAMBERLAIN	54.765	1	CHAMBERLAIN	40.504	2	1	CHAMBERLAIN	1:35.269	1:35.391	0.122
3	11	HARVEY	55.005	143	PALMER	40.565	3	11	HARVEY	1:35.395	1:35.484	0.089
4	40	PATMORE	56.143	40	PATMORE	40.897	4	40	PATMORE	1:37.040	1:37.040	0.000
5	76	BYARD	56.278	76	BYARD	41.002	5	76	BYARD	1:37.280	1:37.580	0.300
6	15	KILLWORTH	56.448	15	KILLWORTH	41.617	6	15	KILLWORTH	1:38.065	1:38.116	0.051
7	54	SAUNDERS	56.904	54	SAUNDERS	41.675	7	54	SAUNDERS	1:38.579	1:38.691	0.112
8	258	FRIEND	57.187	78	THOMAS	41.842	8	78	THOMAS	1:39.171	1:39.626	0.455
9	78	THOMAS	57.329	59	HEWSON	42.507	9	258	FRIEND	1:39.695	1:39.784	0.089
10	59	HEWSON	58.474	258	FRIEND	42.508	10	59	HEWSON	1:40.981	1:41.007	0.026
11	90	WATSON	59.389	90	WATSON	43.702	11	90	WATSON	1:43.091	1:43.372	0.281
12	228	EMERSON	1:00.335	228	EMERSON	43.895	12	228	EMERSON	1:44.230	1:44.360	0.130
13	20	CRESSWELL	1:00.805	20	CRESSWELL	43.987	13	20	CRESSWELL	1:44.792	1:44.876	0.084
14	55	HODGINS	1:01.576	55	HODGINS	45.219	14	55	HODGINS	1:46.795	1:46.795	0.000
15	254	WINDAS	1:02.642	254	WINDAS	45.444	15	254	WINDAS	1:48.086	1:48.086	0.000
16	22	MAY	1:02.931	22	MAY	46.024	16	22	MAY	1:48.955	1:48.955	0.000
17												

PERFECT LAP 1:35.088

Weather / Track : Bright / Dry

Results can be found at www.tsl-timing.com

Cadwell Park
Circuit Length = 2.1800 miles
Start: 14:32 Flag 14:43 End: 14:45

Printed - 14:46 Saturday, 03 August 2019

BMCRC - MRO Championships 2019 - Rnd 7 @ Cadwell Park

BMCRC Thunderbike Extreme & Ultra

RACE 16 - GRID (7 Laps)

ROW 6	16	22	1:48.955	Matthew MAY	17	16	Matthew WREN	1				
ROW 5	13	20	1:44.876	Marc CRESSWELL	14	55	1:46.795	Nick HODGINS	15	254	1:48.086	Rick WINDAS
ROW 4	10	59	1:41.007	Dave HEWSON	11	90	1:43.372	Edward WATSON	12	228	1:44.360	Clive EMERSON
ROW 3	7	54	1:38.691	Andrew SAUNDERS	8	78	1:39.626	Jamie THOMAS	9	258	1:39.784	Ande FRIEND
ROW 2	4	40	1:37.040	Aiden PATMORE	5	76	1:37.580	Jason BYARD	6	15	1:38.116	Stacey KILLWORTH
ROW 1	1	1	1:35.391	Barry CHAMBERLAIN	2	11	1:35.484	Josh HARVEY	3	143	1:35.561	Steve PALMER
			Pole									

Cadwell Park
Circuit Length = 2.1800 miles

These results are provisional until the conclusion of any judicial and technical matters.

Clerk Of Course :	Steward :	Timekeeper :
-------------------	-----------	--------------

Results can be found at www.tsl-timing.com

Printed - 14:47 Saturday, 03 August 2019



BMCRC - MRO Championships 2019 - Rnd 7 @ Cadwell Park



BMCRC Thunderbike Extreme & Ultra

RACE 16 - CLASSIFICATION

POS	NO	CL	PIC NAME	ENTRY	LAPS	TIME	GAP	DIFF	MPH	BEST	ON
1	11	UL	1 Josh HARVEY	Yamaha - NR Racing	5	8:01.343			81.52	1:34.682	3
2	1	UL	2 Barry CHAMBERLAIN	Suzuki - Airsys.co.uk	5	8:03.925	2.582	2.582	81.08	1:35.104	3
3	40	UL	3 Aiden PATMORE	Yamaha - TBR Performance/NW Roofing	5	8:18.717	17.374	14.792	78.68	1:38.057	2
4	258	UL	4 Ande FRIEND	Kawasaki - Flying colours Motorcycle Training	5	8:21.862	20.519	3.145	78.18	1:38.666	5
5	76	UL	5 Jason BYARD	Suzuki - May Construction	5	8:22.013	20.670	0.151	78.16	1:38.644	5
6	15	EX	1 Stacey KILLWORTH	Honda - BK/Everns	5	8:22.488	21.145	0.475	78.09	1:38.721	5
7	143	UL	6 Steve PALMER	Yamaha - 4C8/Mk1 Transit racing	5	8:23.346	22.003	0.858	77.95	1:37.087	4
8	54	EX	2 Andrew SAUNDERS	Suzuki - SDC PERFORMANCE	5	8:23.651	22.308	0.305	77.91	1:39.129	3
9	16	UL	7 Matthew WREN	Suzuki - TBR performance	5	8:30.661	29.318	7.010	76.84	1:39.178	3
10	59	UL	8 Dave HEWSON	Kawasaki -	5	8:34.510	33.167	3.849	76.26	1:40.554	5
11	90	EX	3 Edward WATSON	Suzuki - Motorsportdays.com TEA Time Racing	5	8:41.365	40.022	6.855	75.26	1:42.507	3
12	20	EX	4 Marc CRESSWELL	Honda - Fishbowl Racing	5	8:52.336	50.993	10.971	73.71	1:44.911	2
13	228	EX	5 Clive EMERSON	Honda -	5	8:56.244	54.901	3.908	73.17	1:44.949	2
14	55	EX	6 Nick HODGINS	Suzuki - Sam Saunders Racing	5	9:05.422	1:04.079	9.178	71.94	1:46.893	5
15	254	EX	7 Rick WINDAS	Ducati - Army Medical Services	5	9:12.816	1:11.473	7.394	70.98	1:48.063	2
16	22	EX	8 Matthew MAY	Honda - Tliehurst Glass Racing	5	9:26.223	1:24.880	13.407	69.30	1:49.934	2

NOT CLASSIFIED

DNF	78	UL	Jamie THOMAS	Suzuki - Team RubyRacing	0						
-----	----	----	--------------	--------------------------	---	--	--	--	--	--	--

FASTEST LAP

11	UL	Josh HARVEY	Yamaha - NR Racing	3	1:34.682	82.88 mph	133.39 kph
15	EX	Stacey KILLWORTH	Honda - BK/Everns	5	1:38.721	79.49 mph	127.93 kph

Class UL - 92.5% of Race Speed = 75.40 mph

Class EX - 92.5% of Race Speed = 72.23 mph

Cadwell Park
Circuit Length = 2.1800 miles
Start: 17:59 Flag 18:07 End: 18:09

Weather / Track : Bright / Dry

These results are provisional until the conclusion of any judicial and technical matters.

Clerk Of Course :	Steward :	Timekeeper :
-------------------	-----------	--------------

Results can be found at www.tsl-timing.com

Printed - 18:09 Saturday, 03 August 2019



BMCRC - MRO Championships 2019 - Rnd 7 @ Cadwell Park

BMCRC Thunderbike Extreme & Ultra

RACE 16 - LAP CHART

LAP 1 @ 18:01:31.091

NO	BEHIND	LAP TIME
11		1:41.310
1	0.493	1:41.803
40	2.382	1:43.692
258	3.533	1:44.843
76	3.788	1:45.098
143	4.092	1:45.402
54	4.645	1:45.955
15	5.038	1:46.348
90	8.092	1:49.402
16	8.336	1:49.646
59	9.516	1:50.826
228	10.820	1:52.130
20	11.082	1:52.392
55	14.664	1:55.974
22	15.505	1:56.815
254	15.528	1:56.838

LAP 2 @ 18:03:06.559

NO	BEHIND	LAP TIME
11		1:35.468
1	0.479	1:35.454
40	4.971	1:38.057
258	7.906	1:39.841
76	8.122	1:39.802
54	8.402	1:39.225
15	8.877	1:39.307
143	13.282	1:44.658
16	14.831	1:41.963
59	15.639	1:41.591
90	15.664	1:43.040
228	20.301	1:44.949
20	20.525	1:44.911
55	27.348	1:48.152
254	28.123	1:48.063
22	29.971	1:49.934

LAP 3 @ 18:04:41.241

NO	BEHIND	LAP TIME
11		1:34.682
1	0.901	1:35.104
40	8.946	1:38.657
258	12.331	1:39.107
76	12.670	1:39.230
54	12.849	1:39.129
15	13.349	1:39.154
143	15.950	1:37.350
16	19.327	1:39.178
59	21.914	1:40.957
90	23.489	1:42.507
20	30.786	1:44.943
228	32.213	1:46.594
55	40.083	1:47.417
254	41.891	1:48.450
22	46.894	1:51.605

LAP 4 @ 18:06:16.060

NO	BEHIND	LAP TIME
11		1:34.819
1	1.783	1:35.701
40	13.276	1:39.149

258	16.917	1:39.405
76	17.090	1:39.239
15	17.488	1:38.958
54	17.924	1:39.894
143	18.218	1:37.087
16	24.623	1:40.115
59	27.677	1:40.582
90	31.899	1:43.229
20	40.975	1:45.008
228	43.060	1:45.666
55	52.250	1:46.986
254	55.915	1:48.843
22	1:05.617	1:53.542

LAP 5 @ 18:07:51.124

NO	BEHIND	LAP TIME
11		1:35.064
1	2.582	1:35.863
40	17.374	1:39.162
258	20.519	1:38.666
76	20.670	1:38.644
15	21.145	1:38.721
143	22.003	1:38.849
54	22.308	1:39.448
16	29.318	1:39.759
59	33.167	1:40.554
90	40.022	1:43.187
20	50.993	1:45.082
228	54.901	1:46.905
55	1:04.079	1:46.893
254	1:11.473	1:50.622
22	1:24.880	1:54.327

Weather / Track : Bright / Dry

Results can be found at www.tsl-timing.com

Cadwell Park

Circuit Length = 2.1800 miles

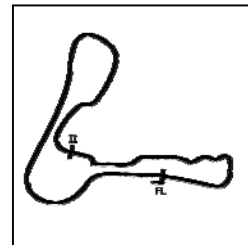
Start: 17:59 Flag 18:07 End: 18:09

Printed - 18:10 Saturday, 03 August 2019

BMCRC - MRO Championships 2019 - Rnd 7 @ Cadwell Park

BMCRC Thunderbike Extreme & Ultra

RACE 16 - SECTOR ANALYSIS



SECTOR 1 = FL to I1, SECTOR 2 = I1 to FL, DIFF = Difference To Personal Best Lap, P = Crossed Finish Line in Pit Lane, D = Time Disallowed

P1 11 UL		Josh HARVEY		Yamaha - NR Racing		
IDEAL LAP TIME : 1:34.664		BEST LAP TIME : 1:34.682		DIFFERENCE : 0.018		
LAP	SECTOR 1	SECTOR 2	LAP TIME	MPH	DIFF	TIME OF DAY
1 -		40.592	1:41.310	77.46	6.628	18:01:31.091
2 -	55.042	40.426	1:35.468	82.20	0.786	18:03:06.559
3 -	54.743	39.939	1:34.682 (1)	82.88		18:04:41.241
4 -	54.725	40.094	1:34.819 (2)	82.76	0.137	18:06:16.060
5 -	54.838	40.226	1:35.064 (3)	82.55	0.382	18:07:51.124

P2 1 UL		Barry CHAMBERLAIN		Suzuki - Airsys.co.uk		
IDEAL LAP TIME : 1:35.104		BEST LAP TIME : 1:35.104		DIFFERENCE : 0.000		
LAP	SECTOR 1	SECTOR 2	LAP TIME	MPH	DIFF	TIME OF DAY
1 -		40.897	1:41.803	77.09	6.699	18:01:31.584
2 -	54.844	40.610	1:35.454 (2)	82.21	0.350	18:03:07.038
3 -	54.621	40.483	1:35.104 (1)	82.52		18:04:42.142
4 -	54.825	40.876	1:35.701 (3)	82.00	0.597	18:06:17.843
5 -	55.260	40.603	1:35.863	81.86	0.759	18:07:53.706

P3 40 UL		Aiden PATMORE		Yamaha - TBR Performance/NW Roofing		
IDEAL LAP TIME : 1:37.806		BEST LAP TIME : 1:38.057		DIFFERENCE : 0.251		
LAP	SECTOR 1	SECTOR 2	LAP TIME	MPH	DIFF	TIME OF DAY
1 -		41.410	1:43.692	75.68	5.635	18:01:33.473
2 -	56.396	41.661	1:38.057 (1)	80.03		18:03:11.530
3 -	56.965	41.692	1:38.657 (2)	79.54	0.600	18:04:50.187
4 -	57.298	41.851	1:39.149 (3)	79.15	1.092	18:06:29.336
5 -	57.063	42.099	1:39.162	79.14	1.105	18:08:08.498

P4 258 UL		Ade FRIEND		Kawasaki - Flying colours Motorcycle Training		
IDEAL LAP TIME : 1:38.666		BEST LAP TIME : 1:38.666		DIFFERENCE : 0.000		
LAP	SECTOR 1	SECTOR 2	LAP TIME	MPH	DIFF	TIME OF DAY
1 -		42.199	1:44.843	74.85	6.177	18:01:34.624
2 -	57.384	42.457	1:39.841	78.60	1.175	18:03:14.465
3 -	57.301	41.806	1:39.107 (2)	79.18	0.441	18:04:53.572
4 -	57.146	42.259	1:39.405 (3)	78.95	0.739	18:06:32.977
5 -	56.994	41.672	1:38.666 (1)	79.54		18:08:11.643

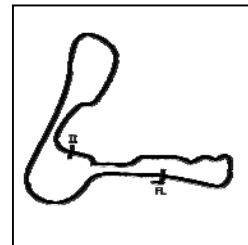
P5 76 UL		Jason BYARD		Suzuki - May Construction		
IDEAL LAP TIME : 1:38.644		BEST LAP TIME : 1:38.644		DIFFERENCE : 0.000		
LAP	SECTOR 1	SECTOR 2	LAP TIME	MPH	DIFF	TIME OF DAY
1 -		42.107	1:45.098	74.67	6.454	18:01:34.879
2 -	57.596	42.206	1:39.802	78.63	1.158	18:03:14.681
3 -	57.398	41.832	1:39.230 (2)	79.08	0.586	18:04:53.911
4 -	57.313	41.926	1:39.239 (3)	79.08	0.595	18:06:33.150
5 -	57.179	41.465	1:38.644 (1)	79.55		18:08:11.794

P6 15 EX		Stacey KILLWORTH		Honda - BK/Everns		
IDEAL LAP TIME : 1:38.594		BEST LAP TIME : 1:38.721		DIFFERENCE : 0.127		
LAP	SECTOR 1	SECTOR 2	LAP TIME	MPH	DIFF	TIME OF DAY
1 -		42.243	1:46.348	73.79	7.627	18:01:36.129
2 -	57.110	42.197	1:39.307	79.02	0.586	18:03:15.436
3 -	57.255	41.899	1:39.154 (3)	79.15	0.433	18:04:54.590
4 -	56.813	42.145	1:38.958 (2)	79.30	0.237	18:06:33.548
5 -	56.940	41.781	1:38.721 (1)	79.49		18:08:12.269

BMCRC - MRO Championships 2019 - Rnd 7 @ Cadwell Park

BMCRC Thunderbike Extreme & Ultra

RACE 16 - SECTOR ANALYSIS



SECTOR 1 = FL to I1, SECTOR 2 = I1 to FL, DIFF = Difference To Personal Best Lap, P = Crossed Finish Line in Pit Lane, D = Time Disallowed

P7 143 UL		Steve PALMER		Yamaha - 4C8/Mk1 Transit racing		
IDEAL LAP TIME : 1:36.681		BEST LAP TIME : 1:37.087		DIFFERENCE : 0.406		
LAP	SECTOR 1	SECTOR 2	LAP TIME	MPH	DIFF	TIME OF DAY
1 -		42.130	1:45.402	74.45	8.315	18:01:35.183
2 -	1:02.662	41.996	1:44.658	74.98	7.571	18:03:19.841
3 -	56.010	41.340	1:37.350 (2)	80.61	0.263	18:04:57.191
4 -	55.341	41.746	1:37.087 (1)	80.83		18:06:34.278
5 -	56.388	42.461	1:38.849 (3)	79.39	1.762	18:08:13.127

P8 54 EX		Andrew SAUNDERS		Suzuki - SDC PERFORMANCE		
IDEAL LAP TIME : 1:38.643		BEST LAP TIME : 1:39.129		DIFFERENCE : 0.486		
LAP	SECTOR 1	SECTOR 2	LAP TIME	MPH	DIFF	TIME OF DAY
1 -		42.148	1:45.955	74.06	6.826	18:01:35.736
2 -	57.179	42.046	1:39.225 (2)	79.09	0.096	18:03:14.961
3 -	57.499	41.630	1:39.129 (1)	79.17		18:04:54.090
4 -	57.651	42.243	1:39.894	78.56	0.765	18:06:33.984
5 -	57.013	42.435	1:39.448 (3)	78.91	0.319	18:08:13.432

P9 16 UL		Matthew WREN		Suzuki - TBR performance		
IDEAL LAP TIME : 1:38.992		BEST LAP TIME : 1:39.178		DIFFERENCE : 0.186		
LAP	SECTOR 1	SECTOR 2	LAP TIME	MPH	DIFF	TIME OF DAY
1 -		43.098	1:49.646	71.57	10.468	18:01:39.427
2 -	58.810	43.153	1:41.963	76.96	2.785	18:03:21.390
3 -	56.838	42.340	1:39.178 (1)	79.13		18:05:00.568
4 -	57.704	42.411	1:40.115 (3)	78.39	0.937	18:06:40.683
5 -	57.605	42.154	1:39.759 (2)	78.67	0.581	18:08:20.442

P10 59 UL		Dave HEWSON		Kawasaki -		
IDEAL LAP TIME : 1:40.398		BEST LAP TIME : 1:40.554		DIFFERENCE : 0.156		
LAP	SECTOR 1	SECTOR 2	LAP TIME	MPH	DIFF	TIME OF DAY
1 -		43.616	1:50.826	70.81	10.272	18:01:40.607
2 -	58.923	42.668	1:41.591	77.25	1.037	18:03:22.198
3 -	58.377	42.580	1:40.957 (3)	77.73	0.403	18:05:03.155
4 -	58.042	42.540	1:40.582 (2)	78.02	0.028	18:06:43.737
5 -	58.198	42.356	1:40.554 (1)	78.04		18:08:24.291

P11 90 EX		Edward WATSON		Suzuki - Motorsportdays.com TEA Time Racing		
IDEAL LAP TIME : 1:42.195		BEST LAP TIME : 1:42.507		DIFFERENCE : 0.312		
LAP	SECTOR 1	SECTOR 2	LAP TIME	MPH	DIFF	TIME OF DAY
1 -		43.317	1:49.402	71.73	6.895	18:01:39.183
2 -	59.296	43.744	1:43.040 (2)	76.16	0.533	18:03:22.223
3 -	58.878	43.629	1:42.507 (1)	76.56		18:05:04.730
4 -	59.261	43.968	1:43.229	76.02	0.722	18:06:47.959
5 -	58.879	44.308	1:43.187 (3)	76.05	0.680	18:08:31.146

P12 20 EX		Marc CRESSWELL		Honda - Fishbowl Racing		
IDEAL LAP TIME : 1:44.689		BEST LAP TIME : 1:44.911		DIFFERENCE : 0.222		
LAP	SECTOR 1	SECTOR 2	LAP TIME	MPH	DIFF	TIME OF DAY
1 -		44.923	1:52.392	69.82	7.481	18:01:42.173
2 -	1:00.479	44.432	1:44.911 (1)	74.80		18:03:27.084
3 -	1:00.531	44.412	1:44.943 (2)	74.78	0.032	18:05:12.027
4 -	1:00.798	44.210	1:45.008 (3)	74.73	0.097	18:06:57.035
5 -	1:00.480	44.602	1:45.082	74.68	0.171	18:08:42.117

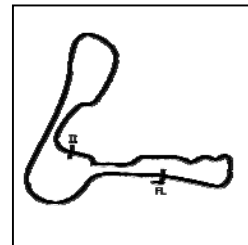
Weather / Track : Bright / Dry

Cadwell Park
Circuit Length = 2.1800 miles
Start: 17:59 Flag 18:07 End: 18:09

BMCRC - MRO Championships 2019 - Rnd 7 @ Cadwell Park

BMCRC Thunderbike Extreme & Ultra

RACE 16 - SECTOR ANALYSIS



SECTOR 1 = FL to I1, SECTOR 2 = I1 to FL, DIFF = Difference To Personal Best Lap, P = Crossed Finish Line in Pit Lane, D = Time Disallowed

P13 228 EX		Clive EMERSON		Honda -		
IDEAL LAP TIME : 1:44.933		BEST LAP TIME : 1:44.949		DIFFERENCE : 0.016		
LAP	SECTOR 1	SECTOR 2	LAP TIME	MPH	DIFF	TIME OF DAY
1 -		45.645	1:52.130	69.99	7.181	18:01:41.911
2 -	1:00.571	44.378	1:44.949 (1)	74.77		18:03:26.860
3 -	1:01.544	45.050	1:46.594 (3)	73.62	1.645	18:05:13.454
4 -	1:01.304	44.362	1:45.666 (2)	74.27	0.717	18:06:59.120
5 -	1:01.492	45.413	1:46.905	73.41	1.956	18:08:46.025

P14 55 EX		Nick HODGINS		Suzuki - Sam Saunders Racing		
IDEAL LAP TIME : 1:46.797		BEST LAP TIME : 1:46.893		DIFFERENCE : 0.096		
LAP	SECTOR 1	SECTOR 2	LAP TIME	MPH	DIFF	TIME OF DAY
1 -		45.766	1:55.974	67.67	9.081	18:01:45.755
2 -	1:02.636	45.516	1:48.152	72.56	1.259	18:03:33.907
3 -	1:02.211	45.206	1:47.417 (3)	73.06	0.524	18:05:21.324
4 -	1:01.838	45.148	1:46.986 (2)	73.35	0.093	18:07:08.310
5 -	1:01.649	45.244	1:46.893 (1)	73.41		18:08:55.203

P15 254 EX		Rick WINDAS		Ducati - Army Medical Services		
IDEAL LAP TIME : 1:47.765		BEST LAP TIME : 1:48.063		DIFFERENCE : 0.298		
LAP	SECTOR 1	SECTOR 2	LAP TIME	MPH	DIFF	TIME OF DAY
1 -		45.879	1:56.838	67.17	8.775	18:01:46.619
2 -	1:02.961	45.102	1:48.063 (1)	72.62		18:03:34.682
3 -	1:02.663	45.787	1:48.450 (2)	72.36	0.387	18:05:23.132
4 -	1:02.839	46.004	1:48.843 (3)	72.10	0.780	18:07:11.975
5 -	1:04.291	46.331	1:50.622	70.94	2.559	18:09:02.597

P16 22 EX		Matthew MAY		Honda - Tliehurst Glass Racing		
IDEAL LAP TIME : 1:49.862		BEST LAP TIME : 1:49.934		DIFFERENCE : 0.072		
LAP	SECTOR 1	SECTOR 2	LAP TIME	MPH	DIFF	TIME OF DAY
1 -		46.092	1:56.815	67.18	6.881	18:01:46.596
2 -	1:03.770	46.164	1:49.934 (1)	71.38		18:03:36.530
3 -	1:04.954	46.651	1:51.605 (2)	70.32	1.671	18:05:28.135
4 -	1:05.789	47.753	1:53.542 (3)	69.12	3.608	18:07:21.677
5 -	1:07.300	47.027	1:54.327	68.64	4.393	18:09:16.004

BMCRC - MRO Championships 2019 - Rnd 7 @ Cadwell Park

BMCRC Thunderbike Extreme & Ultra

RACE 16 - BEST SECTORS

SECTOR 1			SECTOR 2			IDEAL / BEST COMPARISON						
POS	NO	NAME	TIME	NO	NAME	TIME	POS	NO	NAME	IDEAL	BEST	DIFF
									PERFECT LAP	1:34.560		
1	1	CHAMBERLAIN	54.621	11	HARVEY	39.939	1	11	HARVEY	1:34.664	1:34.682	0.018
2	11	HARVEY	54.725	1	CHAMBERLAIN	40.483	2	1	CHAMBERLAIN	1:35.104	1:35.104	0.000
3	143	PALMER	55.341	143	PALMER	41.340	3	143	PALMER	1:36.681	1:37.087	0.406
4	40	PATMORE	56.396	40	PATMORE	41.410	4	40	PATMORE	1:37.806	1:38.057	0.251
5	15	KILLWORTH	56.813	76	BYARD	41.465	5	15	KILLWORTH	1:38.594	1:38.721	0.127
6	16	WREN	56.838	54	SAUNDERS	41.630	6	54	SAUNDERS	1:38.643	1:39.129	0.486
7	258	FRIEND	56.994	258	FRIEND	41.672	7	76	BYARD	1:38.644	1:38.644	0.000
8	54	SAUNDERS	57.013	15	KILLWORTH	41.781	8	258	FRIEND	1:38.666	1:38.666	0.000
9	76	BYARD	57.179	16	WREN	42.154	9	16	WREN	1:38.992	1:39.178	0.186
10	59	HEWSON	58.042	59	HEWSON	42.356	10	59	HEWSON	1:40.398	1:40.554	0.156
11	90	WATSON	58.878	90	WATSON	43.317	11	90	WATSON	1:42.195	1:42.507	0.312
12	20	CRESSWELL	1:00.479	20	CRESSWELL	44.210	12	20	CRESSWELL	1:44.689	1:44.911	0.222
13	228	EMERSON	1:00.571	228	EMERSON	44.362	13	228	EMERSON	1:44.933	1:44.949	0.016
14	55	HODGINS	1:01.649	254	WINDAS	45.102	14	55	HODGINS	1:46.797	1:46.893	0.096
15	254	WINDAS	1:02.663	55	HODGINS	45.148	15	254	WINDAS	1:47.765	1:48.063	0.298
16	22	MAY	1:03.770	22	MAY	46.092	16	22	MAY	1:49.862	1:49.934	0.072
17												

Weather / Track : Bright / Dry

Results can be found at www.tsl-timing.com

Cadwell Park
Circuit Length = 2.1800 miles
Start: 17:59 Flag 18:07 End: 18:09

Printed - 18:10 Saturday, 03 August 2019

BMCRC - MRO Championships 2019 - Rnd 7 @ Cadwell Park

BMCRC Thunderbike Extreme & Ultra

RACE 6 - GRID (9 Laps)

ROW 6	16	22	1:49.934	Matthew MAY	17	78	Jamie THOMAS	1			
ROW 5	13	228	1:44.949	Clive EMERSON	14	55	Nick HODGINS	15	254	1:48.063	Rick WINDAS
ROW 4	10	59	1:40.554	Dave HEWSON	11	90	Edward WATSON	12	20	1:44.911	Marc CRESSWELL
ROW 3	7	15	1:38.721	Stacey KILLWORTH	8	54	Andrew SAUNDERS	9	16	1:39.178	Matthew WREN
ROW 2	4	40	1:38.057	Aiden PATMORE	5	76	Jason BYARD	6	258	1:38.666	Ande FRIEND
ROW 1	1	11	1:34.682	Josh HARVEY	2	1	Barry CHAMBERLAIN	3	143	1:37.087	Steve PALMER
			Pole								

Cadwell Park
Circuit Length = 2.1800 miles

These results are provisional until the conclusion of any judicial and technical matters.

Clerk Of Course :	Steward :	Timekeeper :

Results can be found at www.tsl-timing.com

Printed - 18:12 Saturday, 03 August 2019



BMCRC - MRO Championships 2019 - Rnd 7 @ Cadwell Park

BMCRC Thunderbike Extreme & Ultra

RACE 6 - CLASSIFICATION

POS	NO	CL	PIC NAME	ENTRY	LAPS	TIME	GAP	DIFF	MPH	BEST	ON
1	11	UL	1 Josh HARVEY	Yamaha - NR Racing	9	14:27.317			81.43	1:34.845	4
2	40	UL	2 Aiden PATMORE	Yamaha - TBR Performance/NW Roofing	9	14:30.793	3.476	3.476	81.11	1:35.546	3
3	1	UL	3 Barry CHAMBERLAIN	Suzuki - Airsys.co.uk	9	14:31.724	4.407	0.931	81.02	1:35.519	3
4	76	UL	4 Jason BYARD	Suzuki - May Construction	9	14:46.201	18.884	14.477	79.70	1:37.043	4
5	143	UL	5 Steve PALMER	Yamaha - 4C8/Mk1 Transit racing	9	14:50.870	23.553	4.669	79.28	1:36.761	2
6	15	EX	1 Stacey KILLWORTH	Honda - BK/Everns	9	14:50.977	23.660	0.107	79.27	1:37.494	2
7	54	EX	2 Andrew SAUNDERS	Suzuki - SDC PERFORMANCE	9	14:51.344	24.027	0.367	79.24	1:37.054	3
8	16	UL	6 Matthew WREN	Suzuki - TBR performance	9	14:55.281	27.964	3.937	78.89	1:37.660	6
9	258	UL	7 Ande FRIEND	Kawasaki - Flying colours Motorcycle Training	9	15:01.799	34.482	6.518	78.32	1:38.076	9
10	90	EX	3 Edward WATSON	Suzuki - Motorsportdays.com TEA Time Racing	9	15:37.673	1:10.356	35.874	75.32	1:42.162	3
11	20	EX	4 Marc CRESSWELL	Honda - Fishbowl Racing	9	15:54.322	1:27.005	16.649	74.01	1:44.506	4
12	228	EX	5 Clive EMERSON	Honda -	9	16:00.177	1:32.860	5.855	73.56	1:45.083	8
13	55	EX	6 Nick HODGINS	Suzuki - Sam Saunders Racing	9	16:03.396	1:36.079	3.219	73.31	1:45.009	7
14	85	EX	7 Andrew KITE	Ducati - Red Rebel Racing	9	16:04.220	1:36.903	0.824	73.25	1:44.947	8
15	254	EX	8 Rick WINDAS	Ducati - Army Medical Services	9	16:04.450	1:37.133	0.230	73.23	1:45.093	7

NOT CLASSIFIED

DNF	22	EX	Matthew MAY	Honda - Tliehurst Glass Racing	3	5:47.078	6 Laps	6 Laps	67.83	1:52.899	3
-----	----	----	-------------	--------------------------------	---	----------	--------	--------	-------	----------	---

FASTEST LAP

11	UL	Josh HARVEY	Yamaha - NR Racing	4	1:34.845	82.74 mph	133.16 kph
54	EX	Andrew SAUNDERS	Suzuki - SDC PERFORMANCE	3	1:37.054	80.86 mph	130.13 kph

Class UL - 92.5% of Race Speed = 75.32 mph

Class EX - 92.5% of Race Speed = 73.32 mph

Cadwell Park
Circuit Length = 2.1800 miles
Start: 11:22 Flag 11:37 End: 11:39

Weather / Track : Bright / Dry

These results are provisional until the conclusion of any judicial and technical matters.

Clerk Of Course :	Steward :	Timekeeper :
-------------------	-----------	--------------

Results can be found at www.tsl-timing.com

Printed - 11:39 Sunday, 04 August 2019



BMCRC - MRO Championships 2019 - Rnd 7 @ Cadwell Park

BMCRC Thunderbike Extreme & Ultra

RACE 6 - LAP CHART

LAP 1 @ 11:24:38.319

NO	BEHIND	LAP TIME
11		1:42.270
40	1.000	1:43.270
1	1.249	1:43.519
143	2.389	1:44.659
76	2.615	1:44.885
54	3.542	1:45.812
15	4.184	1:46.454
16	5.020	1:47.290
258	6.970	1:49.240
90	9.405	1:51.675
20	10.402	1:52.672
228	12.013	1:54.283
254	12.955	1:55.225
55	13.523	1:55.793
85	14.195	1:56.465
22	18.951	2:01.221

LAP 2 @ 11:26:13.785

NO	BEHIND	LAP TIME
11		1:35.466
40	1.621	1:36.087
1	1.888	1:36.105
143	3.684	1:36.761
76	4.620	1:37.471
54	5.216	1:37.140
15	6.212	1:37.494
16	7.767	1:38.213
258	10.894	1:39.390
90	17.051	1:43.112
20	19.713	1:44.777
228	22.325	1:45.778
254	24.767	1:47.278
55	25.286	1:47.229
85	25.970	1:47.241
22	36.443	1:52.958

LAP 3 @ 11:27:48.928

NO	BEHIND	LAP TIME
11		1:35.143
40	2.024	1:35.546
1	2.264	1:35.519
143	5.912	1:37.371
76	6.721	1:37.244
54	7.127	1:37.054
15	8.667	1:37.598
16	10.598	1:37.974
258	15.005	1:39.254
90	24.070	1:42.162
20	29.458	1:44.888
228	34.147	1:46.965
55	35.996	1:45.853
254	36.891	1:47.267
85	37.402	1:46.575
22	54.199	1:52.899

LAP 4 @ 11:29:23.773

NO	BEHIND	LAP TIME
11		1:34.845
1	3.035	1:35.616
40	3.058	1:35.879

76	8.919	1:37.043
143	8.927	1:37.860
54	9.458	1:37.176
15	11.579	1:37.757
16	13.679	1:37.926
258	20.440	1:40.280
90	31.938	1:42.713
20	39.119	1:44.506
228	45.375	1:46.073
55	46.994	1:45.843
254	47.772	1:45.726
85	48.358	1:45.801

LAP 5 @ 11:30:59.464

NO	BEHIND	LAP TIME
11		1:35.691
40	3.336	1:35.969
1	3.569	1:36.225
76	10.624	1:37.396
143	11.849	1:38.613
54	13.622	1:39.855
15	13.704	1:37.816
16	16.194	1:38.206
258	23.768	1:39.019
90	39.006	1:42.759
20	48.496	1:45.068
228	55.803	1:46.119
55	57.595	1:46.292
254	58.104	1:46.023
85	58.570	1:45.903

LAP 6 @ 11:32:35.141

NO	BEHIND	LAP TIME
11		1:35.677
40	3.653	1:35.994
1	3.950	1:36.058
76	12.332	1:37.385
143	13.871	1:37.699
54	16.794	1:38.849
15	16.929	1:38.902
16	18.177	1:37.660
258	27.052	1:38.961
90	46.859	1:43.530
20	58.535	1:45.716
228	1:05.774	1:45.648
55	1:07.788	1:45.870
254	1:08.222	1:45.795
85	1:08.851	1:45.958

LAP 7 @ 11:34:10.990

NO	BEHIND	LAP TIME
11		1:35.849
40	3.507	1:35.703
1	4.013	1:35.912
76	14.599	1:38.116
143	19.950	1:41.928
15	20.081	1:39.001
54	20.598	1:39.653
16	21.815	1:39.487
258	30.118	1:38.915
90	55.579	1:44.569
20	1:09.037	1:46.351
228	1:15.067	1:45.142

55	1:16.948	1:45.009
254	1:17.466	1:45.093
85	1:18.791	1:45.789

LAP 8 @ 11:35:47.326

NO	BEHIND	LAP TIME
11		1:36.336
1	3.410	1:35.733
40	3.810	1:36.639
76	16.906	1:38.643
143	22.044	1:38.430
15	22.156	1:38.411
54	22.787	1:38.525
16	24.485	1:39.006
258	32.446	1:38.664
90	1:02.896	1:43.653
20	1:17.534	1:44.833
228	1:23.814	1:45.083
254	1:26.631	1:45.501
55	1:26.679	1:46.067
85	1:27.402	1:44.947

LAP 9 @ 11:37:23.366

NO	BEHIND	LAP TIME
11		1:36.040
40	3.476	1:35.706
1	4.407	1:37.037
76	18.884	1:38.018
143	23.553	1:37.549
15	23.660	1:37.544
54	24.027	1:37.280
16	27.964	1:39.519
258	34.482	1:38.076
90	1:10.356	1:43.500
20	1:27.005	1:45.511
228	1:32.860	1:45.086
55	1:36.079	1:45.440
85	1:36.903	1:45.541
254	1:37.133	1:46.542

Weather / Track : Bright / Dry

Results can be found at www.tsl-timing.com

Cadwell Park

Circuit Length = 2.1800 miles

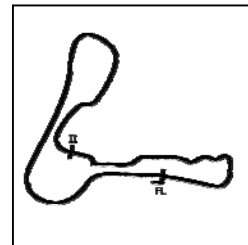
Start: 11:22 Flag 11:37 End: 11:39

Printed - 11:40 Sunday, 04 August 2019

BMCRC - MRO Championships 2019 - Rnd 7 @ Cadwell Park

BMCRC Thunderbike Extreme & Ultra

RACE 6 - SECTOR ANALYSIS



SECTOR 1 = FL to I1, SECTOR 2 = I1 to FL, DIFF = Difference To Personal Best Lap, P = Crossed Finish Line in Pit Lane, D = Time Disallowed

P1 11 UL		Josh HARVEY		Yamaha - NR Racing			
IDEAL LAP TIME : 1:34.845		BEST LAP TIME : 1:34.845		DIFFERENCE : 0.000			
LAP	SECTOR 1	SECTOR 2	LAP TIME	MPH	DIFF	TIME OF DAY	
1 -		40.436	1:42.270	76.73	7.425	11:24:38.319	
2 -	55.115	40.351	1:35.466 (3)	82.20	0.621	11:26:13.785	
3 -	55.092	40.051	1:35.143 (2)	82.48	0.298	11:27:48.928	
4 -	54.878	39.967	1:34.845 (1)	82.74		11:29:23.773	
5 -	55.440	40.251	1:35.691	82.01	0.846	11:30:59.464	
6 -	55.347	40.330	1:35.677	82.02	0.832	11:32:35.141	
7 -	55.238	40.611	1:35.849	81.87	1.004	11:34:10.990	
8 -	55.822	40.514	1:36.336	81.46	1.491	11:35:47.326	
9 -	55.296	40.744	1:36.040	81.71	1.195	11:37:23.366	

P2 40 UL		Aiden PATMORE		Yamaha - TBR Performance/NW Roofing			
IDEAL LAP TIME : 1:35.488		BEST LAP TIME : 1:35.546		DIFFERENCE : 0.058			
LAP	SECTOR 1	SECTOR 2	LAP TIME	MPH	DIFF	TIME OF DAY	
1 -		40.904	1:43.270	75.99	7.724	11:24:39.319	
2 -	55.363	40.724	1:36.087	81.67	0.541	11:26:15.406	
3 -	55.123	40.423	1:35.546 (1)	82.13		11:27:50.952	
4 -	55.189	40.690	1:35.879	81.85	0.333	11:29:26.831	
5 -	55.272	40.697	1:35.969	81.77	0.423	11:31:02.800	
6 -	55.317	40.677	1:35.994	81.75	0.448	11:32:38.794	
7 -	55.338	40.365	1:35.703 (2)	82.00	0.157	11:34:14.497	
8 -	55.813	40.826	1:36.639	81.21	1.093	11:35:51.136	
9 -	55.227	40.479	1:35.706 (3)	82.00	0.160	11:37:26.842	

P3 1 UL		Barry CHAMBERLAIN		Suzuki - Airsys.co.uk			
IDEAL LAP TIME : 1:35.076		BEST LAP TIME : 1:35.519		DIFFERENCE : 0.443			
LAP	SECTOR 1	SECTOR 2	LAP TIME	MPH	DIFF	TIME OF DAY	
1 -		40.967	1:43.519	75.81	8.000	11:24:39.568	
2 -	55.262	40.843	1:36.105	81.66	0.586	11:26:15.673	
3 -	54.974	40.545	1:35.519 (1)	82.16		11:27:51.192	
4 -	55.140	40.476	1:35.616 (2)	82.07	0.097	11:29:26.808	
5 -	55.566	40.659	1:36.225	81.55	0.706	11:31:03.033	
6 -	55.475	40.583	1:36.058	81.70	0.539	11:32:39.091	
7 -	55.282	40.630	1:35.912	81.82	0.393	11:34:15.003	
8 -	54.657	41.076	1:35.733 (3)	81.97	0.214	11:35:50.736	
9 -	56.618	40.419	1:37.037	80.87	1.518	11:37:27.773	

P4 76 UL		Jason BYARD		Suzuki - May Construction			
IDEAL LAP TIME : 1:36.980		BEST LAP TIME : 1:37.043		DIFFERENCE : 0.063			
LAP	SECTOR 1	SECTOR 2	LAP TIME	MPH	DIFF	TIME OF DAY	
1 -		41.599	1:44.885	74.82	7.842	11:24:40.934	
2 -	56.433	41.038	1:37.471	80.51	0.428	11:26:18.405	
3 -	56.245	40.999	1:37.244 (2)	80.70	0.201	11:27:55.649	
4 -	56.308	40.735	1:37.043 (1)	80.87		11:29:32.692	
5 -	56.532	40.864	1:37.396	80.57	0.353	11:31:10.088	
6 -	56.291	41.094	1:37.385 (3)	80.58	0.342	11:32:47.473	
7 -	56.946	41.170	1:38.116	79.98	1.073	11:34:25.589	
8 -	56.943	41.700	1:38.643	79.56	1.600	11:36:04.232	
9 -	56.501	41.517	1:38.018	80.06	0.975	11:37:42.250	

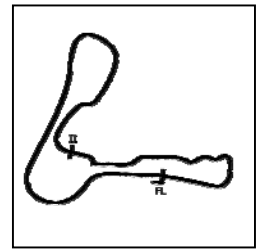
Weather / Track : Bright / Dry

Cadwell Park
Circuit Length = 2.1800 miles
Start: 11:22 Flag 11:37 End: 11:39

BMCRC - MRO Championships 2019 - Rnd 7 @ Cadwell Park

BMCRC Thunderbike Extreme & Ultra

RACE 6 - SECTOR ANALYSIS



SECTOR 1 = FL to I1, SECTOR 2 = I1 to FL, DIFF = Difference To Personal Best Lap, P = Crossed Finish Line in Pit Lane, D = Time Disallowed

P5 143 UL Steve PALMER		Yamaha - 4C8/Mk1 Transit racing				
IDEAL LAP TIME : 1:36.717		BEST LAP TIME : 1:36.761		DIFFERENCE : 0.044		
LAP	SECTOR 1	SECTOR 2	LAP TIME	MPH	DIFF	TIME OF DAY
1 -		41.756	1:44.659	74.98	7.898	11:24:40.708
2 -	55.235	41.526	1:36.761 (1)	81.10		11:26:17.469
3 -	55.461	41.910	1:37.371 (2)	80.59	0.610	11:27:54.840
4 -	56.029	41.831	1:37.860	80.19	1.099	11:29:32.700
5 -	57.131	41.482	1:38.613	79.58	1.852	11:31:11.313
6 -	56.050	41.649	1:37.699	80.32	0.938	11:32:49.012
7 -	59.662	42.266	1:41.928	76.99	5.167	11:34:30.940
8 -	56.632	41.798	1:38.430	79.73	1.669	11:36:09.370
9 -	55.967	41.582	1:37.549 (3)	80.45	0.788	11:37:46.919

P6 15 EX Stacey KILLWORTH		Honda - BK/Everts				
IDEAL LAP TIME : 1:37.450		BEST LAP TIME : 1:37.494		DIFFERENCE : 0.044		
LAP	SECTOR 1	SECTOR 2	LAP TIME	MPH	DIFF	TIME OF DAY
1 -		42.252	1:46.454	73.72	8.960	11:24:42.503
2 -	56.096	41.398	1:37.494 (1)	80.49		11:26:19.997
3 -	56.175	41.423	1:37.598 (3)	80.41	0.104	11:27:57.595
4 -	56.376	41.381	1:37.757	80.28	0.263	11:29:35.352
5 -	56.275	41.541	1:37.816	80.23	0.322	11:31:13.168
6 -	57.105	41.797	1:38.902	79.35	1.408	11:32:52.070
7 -	57.154	41.847	1:39.001	79.27	1.507	11:34:31.071
8 -	56.828	41.583	1:38.411	79.74	0.917	11:36:09.482
9 -	56.190	41.354	1:37.544 (2)	80.45	0.050	11:37:47.026

P7 54 EX Andrew SAUNDERS		Suzuki - SDC PERFORMANCE				
IDEAL LAP TIME : 1:36.784		BEST LAP TIME : 1:37.054		DIFFERENCE : 0.270		
LAP	SECTOR 1	SECTOR 2	LAP TIME	MPH	DIFF	TIME OF DAY
1 -		41.845	1:45.812	74.16	8.758	11:24:41.861
2 -	56.129	41.011	1:37.140 (2)	80.79	0.086	11:26:19.001
3 -	55.949	41.105	1:37.054 (1)	80.86		11:27:56.055
4 -	56.341	40.835	1:37.176 (3)	80.76	0.122	11:29:33.231
5 -	57.134	42.721	1:39.855	78.59	2.801	11:31:13.086
6 -	56.996	41.853	1:38.849	79.39	1.795	11:32:51.935
7 -	57.090	42.563	1:39.653	78.75	2.599	11:34:31.588
8 -	56.850	41.675	1:38.525	79.65	1.471	11:36:10.113
9 -	56.238	41.042	1:37.280	80.67	0.226	11:37:47.393

P8 16 UL Matthew WREN		Suzuki - TBR performance				
IDEAL LAP TIME : 1:37.509		BEST LAP TIME : 1:37.660		DIFFERENCE : 0.151		
LAP	SECTOR 1	SECTOR 2	LAP TIME	MPH	DIFF	TIME OF DAY
1 -		42.254	1:47.290	73.14	9.630	11:24:43.339
2 -	56.652	41.561	1:38.213	79.90	0.553	11:26:21.552
3 -	56.294	41.680	1:37.974 (3)	80.10	0.314	11:27:59.526
4 -	56.058	41.868	1:37.926 (2)	80.14	0.266	11:29:37.452
5 -	56.243	41.963	1:38.206	79.91	0.546	11:31:15.658
6 -	55.948	41.712	1:37.660 (1)	80.36		11:32:53.318
7 -	56.766	42.721	1:39.487	78.88	1.827	11:34:32.805
8 -	56.453	42.553	1:39.006	79.26	1.346	11:36:11.811
9 -	56.594	42.925	1:39.519	78.85	1.859	11:37:51.330

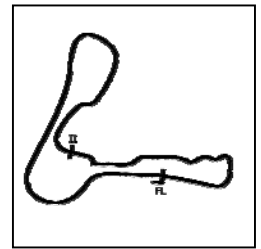
Weather / Track : Bright / Dry

Cadwell Park
Circuit Length = 2.1800 miles
Start: 11:22 Flag 11:37 End: 11:39

BMCRC - MRO Championships 2019 - Rnd 7 @ Cadwell Park

BMCRC Thunderbike Extreme & Ultra

RACE 6 - SECTOR ANALYSIS



SECTOR 1 = FL to I1, SECTOR 2 = I1 to FL, DIFF = Difference To Personal Best Lap, P = Crossed Finish Line in Pit Lane, D = Time Disallowed

P9 258 UL		Ande FRIEND		Kawasaki - Flying colours Motorcycle Training		
IDEAL LAP TIME : 1:38.076		BEST LAP TIME : 1:38.076		DIFFERENCE : 0.000		
LAP	SECTOR 1	SECTOR 2	LAP TIME	MPH	DIFF	TIME OF DAY
1 -		42.447	1:49.240	71.84	11.164	11:24:45.289
2 -	56.976	42.414	1:39.390	78.96	1.314	11:26:24.679
3 -	56.959	42.295	1:39.254	79.07	1.178	11:28:03.933
4 -	58.046	42.234	1:40.280	78.26	2.204	11:29:44.213
5 -	57.050	41.969	1:39.019	79.25	0.943	11:31:23.232
6 -	56.804	42.157	1:38.961	79.30	0.885	11:33:02.193
7 -	56.849	42.066	1:38.915 (3)	79.34	0.839	11:34:41.108
8 -	56.730	41.934	1:38.664 (2)	79.54	0.588	11:36:19.772
9 -	56.658	41.418	1:38.076 (1)	80.02		11:37:57.848

P10 90 EX		Edward WATSON		Suzuki - Motorsportdays.com TEA Time Racing		
IDEAL LAP TIME : 1:41.967		BEST LAP TIME : 1:42.162		DIFFERENCE : 0.195		
LAP	SECTOR 1	SECTOR 2	LAP TIME	MPH	DIFF	TIME OF DAY
1 -		44.600	1:51.675	70.27	9.513	11:24:47.724
2 -	58.980	44.132	1:43.112	76.11	0.950	11:26:30.836
3 -	58.234	43.928	1:42.162 (1)	76.81		11:28:12.998
4 -	58.980	43.733	1:42.713 (2)	76.40	0.551	11:29:55.711
5 -	58.763	43.996	1:42.759 (3)	76.37	0.597	11:31:38.470
6 -	59.310	44.220	1:43.530	75.80	1.368	11:33:22.000
7 -	59.388	45.181	1:44.569	75.05	2.407	11:35:06.569
8 -	59.350	44.303	1:43.653	75.71	1.491	11:36:50.222
9 -	58.833	44.667	1:43.500	75.82	1.338	11:38:33.722

P11 20 EX		Marc CRESSWELL		Honda - Fishbowl Racing		
IDEAL LAP TIME : 1:44.295		BEST LAP TIME : 1:44.506		DIFFERENCE : 0.211		
LAP	SECTOR 1	SECTOR 2	LAP TIME	MPH	DIFF	TIME OF DAY
1 -		44.826	1:52.672	69.65	8.166	11:24:48.721
2 -	1:00.358	44.419	1:44.777 (2)	74.90	0.271	11:26:33.498
3 -	1:00.390	44.498	1:44.888	74.82	0.382	11:28:18.386
4 -	1:00.569	43.937	1:44.506 (1)	75.09		11:30:02.892
5 -	1:00.884	44.184	1:45.068	74.69	0.562	11:31:47.960
6 -	1:01.165	44.551	1:45.716	74.23	1.210	11:33:33.676
7 -	1:01.151	45.200	1:46.351	73.79	1.845	11:35:20.027
8 -	1:00.774	44.059	1:44.833 (3)	74.86	0.327	11:37:04.860
9 -	1:00.864	44.647	1:45.511	74.38	1.005	11:38:50.371

P12 228 EX		Clive EMERSON		Honda -		
IDEAL LAP TIME : 1:44.909		BEST LAP TIME : 1:45.083		DIFFERENCE : 0.174		
LAP	SECTOR 1	SECTOR 2	LAP TIME	MPH	DIFF	TIME OF DAY
1 -		45.361	1:54.283	68.67	9.200	11:24:50.332
2 -	1:01.243	44.535	1:45.778	74.19	0.695	11:26:36.110
3 -	1:01.662	45.303	1:46.965	73.37	1.882	11:28:23.075
4 -	1:01.396	44.677	1:46.073	73.98	0.990	11:30:09.148
5 -	1:01.636	44.483	1:46.119	73.95	1.036	11:31:55.267
6 -	1:01.046	44.602	1:45.648	74.28	0.565	11:33:40.915
7 -	1:00.714	44.428	1:45.142 (3)	74.64	0.059	11:35:26.057
8 -	1:00.888	44.195	1:45.083 (1)	74.68		11:37:11.140
9 -	1:00.883	44.203	1:45.086 (2)	74.68	0.003	11:38:56.226

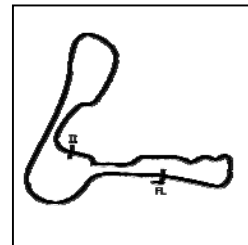
Weather / Track : Bright / Dry

Cadwell Park
Circuit Length = 2.1800 miles
Start: 11:22 Flag 11:37 End: 11:39

BMCRC - MRO Championships 2019 - Rnd 7 @ Cadwell Park

BMCRC Thunderbike Extreme & Ultra

RACE 6 - SECTOR ANALYSIS



SECTOR 1 = FL to I1, SECTOR 2 = I1 to FL, DIFF = Difference To Personal Best Lap, P = Crossed Finish Line in Pit Lane, D = Time Disallowed

P13 55 EX		Nick HODGINS		Suzuki - Sam Saunders Racing		
IDEAL LAP TIME : 1:44.898		BEST LAP TIME : 1:45.009		DIFFERENCE : 0.111		
LAP	SECTOR 1	SECTOR 2	LAP TIME	MPH	DIFF	TIME OF DAY
1 -		45.529	1:55.793	67.77	10.784	11:24:51.842
2 -	1:02.117	45.112	1:47.229	73.18	2.220	11:26:39.071
3 -	1:01.184	44.669	1:45.853	74.14	0.844	11:28:24.924
4 -	1:01.329	44.514	1:45.843 (3)	74.14	0.834	11:30:10.767
5 -	1:01.155	45.137	1:46.292	73.83	1.283	11:31:57.059
6 -	1:01.098	44.772	1:45.870	74.12	0.861	11:33:42.929
7 -	1:00.384	44.625	1:45.009 (1)	74.73		11:35:27.938
8 -	1:00.932	45.135	1:46.067	73.99	1.058	11:37:14.005
9 -	1:00.790	44.650	1:45.440 (2)	74.43	0.431	11:38:59.445

P14 85 EX		Andrew KITE		Ducati - Red Rebel Racing		
IDEAL LAP TIME : 1:44.563		BEST LAP TIME : 1:44.947		DIFFERENCE : 0.384		
LAP	SECTOR 1	SECTOR 2	LAP TIME	MPH	DIFF	TIME OF DAY
1 -		45.866	1:56.465	67.38	11.518	11:24:52.514
2 -	1:01.624	45.617	1:47.241	73.18	2.294	11:26:39.755
3 -	1:01.374	45.201	1:46.575	73.63	1.628	11:28:26.330
4 -	1:00.949	44.852	1:45.801	74.17	0.854	11:30:12.131
5 -	1:00.543	45.360	1:45.903	74.10	0.956	11:31:58.034
6 -	1:00.898	45.060	1:45.958	74.06	1.011	11:33:43.992
7 -	1:00.099	45.690	1:45.789 (3)	74.18	0.842	11:35:29.781
8 -	59.711	45.236	1:44.947 (1)	74.78		11:37:14.728
9 -	1:00.273	45.268	1:45.541 (2)	74.36	0.594	11:39:00.269

P15 254 EX		Rick WINDAS		Ducati - Army Medical Services		
IDEAL LAP TIME : 1:45.013		BEST LAP TIME : 1:45.093		DIFFERENCE : 0.080		
LAP	SECTOR 1	SECTOR 2	LAP TIME	MPH	DIFF	TIME OF DAY
1 -		45.581	1:55.225	68.11	10.132	11:24:51.274
2 -	1:02.193	45.085	1:47.278	73.15	2.185	11:26:38.552
3 -	1:02.279	44.988	1:47.267	73.16	2.174	11:28:25.819
4 -	1:01.139	44.587	1:45.726 (3)	74.23	0.633	11:30:11.545
5 -	1:00.916	45.107	1:46.023	74.02	0.930	11:31:57.568
6 -	1:00.931	44.864	1:45.795	74.18	0.702	11:33:43.363
7 -	1:00.426	44.667	1:45.093 (1)	74.67		11:35:28.456
8 -	1:00.600	44.901	1:45.501 (2)	74.38	0.408	11:37:13.957
9 -	1:01.712	44.830	1:46.542	73.66	1.449	11:39:00.499

P16 22 EX		Matthew MAY		Honda - Tliehurst Glass Racing		
IDEAL LAP TIME : 1:52.857		BEST LAP TIME : 1:52.899		DIFFERENCE : 0.042		
LAP	SECTOR 1	SECTOR 2	LAP TIME	MPH	DIFF	TIME OF DAY
1 -		48.261	2:01.221	64.74	8.322	11:24:57.270
2 -	1:05.527	47.431	1:52.958 (2)	69.47	0.059	11:26:50.228
3 -	1:05.426	47.473	1:52.899 (1)	69.51		11:28:43.127

BMCRC - MRO Championships 2019 - Rnd 7 @ Cadwell Park

BMCRC Thunderbike Extreme & Ultra

RACE 6 - BEST SECTORS

SECTOR 1			SECTOR 2			IDEAL / BEST COMPARISON						
POS	NO	NAME	TIME	NO	NAME	TIME	POS	NO	NAME	IDEAL	BEST	DIFF
1	1	CHAMBERLAIN	54.657	11	HARVEY	39.967	1	11	HARVEY	1:34.845	1:34.845	0.000
2	11	HARVEY	54.878	40	PATMORE	40.365	2	1	CHAMBERLAIN	1:35.076	1:35.519	0.443
3	40	PATMORE	55.123	1	CHAMBERLAIN	40.419	3	40	PATMORE	1:35.488	1:35.546	0.058
4	143	PALMER	55.235	76	BYARD	40.735	4	143	PALMER	1:36.717	1:36.761	0.044
5	16	WREN	55.948	54	SAUNDERS	40.835	5	54	SAUNDERS	1:36.784	1:37.054	0.270
6	54	SAUNDERS	55.949	15	KILLWORTH	41.354	6	76	BYARD	1:36.980	1:37.043	0.063
7	15	KILLWORTH	56.096	258	FRIEND	41.418	7	15	KILLWORTH	1:37.450	1:37.494	0.044
8	76	BYARD	56.245	143	PALMER	41.482	8	16	WREN	1:37.509	1:37.660	0.151
9	258	FRIEND	56.658	16	WREN	41.561	9	258	FRIEND	1:38.076	1:38.076	0.000
10	90	WATSON	58.234	90	WATSON	43.733	10	90	WATSON	1:41.967	1:42.162	0.195
11	85	KITE	59.711	20	CRESSWELL	43.937	11	20	CRESSWELL	1:44.295	1:44.506	0.211
12	20	CRESSWELL	1:00.358	228	EMERSON	44.195	12	85	KITE	1:44.563	1:44.947	0.384
13	55	HODGINS	1:00.384	55	HODGINS	44.514	13	55	HODGINS	1:44.898	1:45.009	0.111
14	254	WINDAS	1:00.426	254	WINDAS	44.587	14	228	EMERSON	1:44.909	1:45.083	0.174
15	228	EMERSON	1:00.714	85	KITE	44.852	15	254	WINDAS	1:45.013	1:45.093	0.080
16	22	MAY	1:05.426	22	MAY	47.431	16	22	MAY	1:52.857	1:52.899	0.042

Weather / Track : Bright / Dry

Results can be found at www.tsl-timing.com

Cadwell Park
Circuit Length = 2.1800 miles
Start: 11:22 Flag 11:37 End: 11:39

Printed - 11:40 Sunday, 04 August 2019

BMCRC - MRO Championships 2019 - Rnd 7 @ Cadwell Park

BMCRC Thunderbike Extreme & Ultra

RACE 16 - GRID (9 Laps)

ROW 6	16	22	Matthew MAY	1:52.899	17	59	Dave HEWSON	18	78	Jamie THOMAS		
ROW 5	13	55	Nick HODGINS	1:45.009	14	228	Clive EMERSON	1:45.083	15	254	Rick WINDAS	1:45.093
ROW 4	10	90	Edward WATSON	1:42.162	11	20	Marc CRESSWELL	1:44.506	12	85	Andrew KITE	1:44.947
ROW 3	7	15	Stacey KILLWORTH	1:37.494	8	16	Matthew WREN	1:37.660	9	258	Ande FRIEND	1:38.076
ROW 2	4	143	Steve PALMER	1:36.761	5	76	Jason BYARD	1:37.043	6	54	Andrew SAUNDERS	1:37.054
ROW 1	1	11	Josh HARVEY	1:34.845	2	1	Barry CHAMBERLAIN	1:35.519	3	40	Aiden PATMORE	1:35.546
			Pole									

Cadwell Park
Circuit Length = 2.1800 miles

These results are provisional until the conclusion of any judicial and technical matters.

Clerk Of Course :	Steward :	Timekeeper :
-------------------	-----------	--------------

Results can be found at www.tsl-timing.com

Printed - 11:41 Sunday, 04 August 2019



BMCRC - MRO Championships 2019 - Rnd 7 @ Cadwell Park

BMCRC Thunderbike Extreme & Ultra

RACE 16 - CLASSIFICATION

POS	NO	CL	PIC NAME	ENTRY	LAPS	TIME	GAP	DIFF	MPH	BEST	ON
1	11	UL	1 Josh HARVEY	Yamaha - NR Racing	9	14:25.733			81.58	1:34.580	5
2	1	UL	2 Barry CHAMBERLAIN	Suzuki - Airsys.co.uk	9	14:25.983	0.250	0.250	81.56	1:34.846	9
3	40	UL	3 Aiden PATMORE	Yamaha - TBR Performance/NW Roofing	9	14:26.632	0.899	0.649	81.50	1:34.630	6
4	143	UL	4 Steve PALMER	Yamaha - 4C8/Mk1 Transit racing	9	14:45.400	19.667	18.768	79.77	1:35.817	5
5	258	UL	5 Ande FRIEND	Kawasaki - Flying colours Motorcycle Training	9	14:52.079	26.346	6.679	79.17	1:37.924	5
6	54	EX	1 Andrew SAUNDERS	Suzuki - SDC PERFORMANCE	9	15:00.979	35.246	8.900	78.39	1:37.794	3
7	228	EX	2 Clive EMERSON	Honda -	9	15:33.717	1:07.984	32.738	75.64	1:42.585	6
8	55	EX	3 Nick HODGINS	Suzuki - Sam Saunders Racing	9	15:51.743	1:26.010	18.026	74.21	1:44.138	9
9	22	EX	4 Matthew MAY	Honda - Tliehurst Glass Racing	9	16:00.426	1:34.693	8.683	73.54	1:44.437	4
10	20*	EX	5 Marc CRESSWELL	Honda - Fishbowl Racing	9	16:01.656	1:35.923	1.230	73.44	1:43.707	8

NOT CLASSIFIED

DNF	254	EX	Rick WINDAS	Ducati - Army Medical Services	6	10:53.765	3 Laps	3 Laps	72.02	1:46.285	3
DNF	16	UL	Matthew WREN	Suzuki - TBR performance	5	8:19.237	4 Laps	1 Lap	78.60	1:37.451	4

FASTEST LAP

11	UL	Josh HARVEY	Yamaha - NR Racing	5	1:34.580	82.97 mph	133.54 kph
54	EX	Andrew SAUNDERS	Suzuki - SDC PERFORMANCE	3	1:37.794	80.25 mph	129.15 kph

No. 20 – 10 second penalty, overtaking under yellow flags

Class UL - 92.5% of Race Speed = 75.46 mph

Class EX - 92.5% of Race Speed = 72.51 mph

Cadwell Park
Circuit Length = 2.1800 miles
Start: 15:45 Flag 16:00 End: 16:01

Weather / Track : Bright / Dry

These results are provisional until the conclusion of any judicial and technical matters.

Clerk Of Course :	Steward :	Timekeeper :
-------------------	-----------	--------------

Results can be found at www.tsl-timing.com

Printed - 16:02 Sunday, 04 August 2019



BMCRC - MRO Championships 2019 - Rnd 7 @ Cadwell Park

BMCRC Thunderbike Extreme & Ultra

RACE 16 - LAP CHART

LAP 1 @ 15:47:33.358		
NO	BEHIND	LAP TIME

40		1:41.428
1	0.465	1:41.893
11	1.027	1:42.455
143	1.966	1:43.394
16	4.178	1:45.606
258	4.372	1:45.800
54	4.736	1:46.164
228	8.793	1:50.221
20	11.309	1:52.737
55	12.707	1:54.135
22	13.383	1:54.811
254	13.445	1:54.873

LAP 5 @ 15:53:56.476		
NO	BEHIND	LAP TIME

1		1:35.760
11	0.182	1:34.580
40	1.138	1:35.806
143	4.387	1:35.817
258	13.749	1:37.924
54	14.188	1:38.038
16	14.691	1:38.286
228	37.859	1:43.020
55	49.136	1:44.829
22	49.272	1:45.031
20	49.658	1:45.622
254	59.878	1:48.628

258	26.346	1:38.463
54	35.246	1:46.957
228	1:07.984	1:42.806
20	1:25.923	1:44.932
55	1:26.010	1:44.138
22	1:34.693	1:47.938

LAP 2 @ 15:49:09.690		
NO	BEHIND	LAP TIME

1		1:35.867
40	0.152	1:36.484
11	0.280	1:35.585
143	2.559	1:36.925
258	6.618	1:38.578
54	6.935	1:38.531
16	7.385	1:39.539
228	15.410	1:42.949
20	19.084	1:44.107
55	21.358	1:44.983
22	21.913	1:44.862
254	23.780	1:46.667

LAP 6 @ 15:55:31.893		
NO	BEHIND	LAP TIME

1		1:35.417
11	0.081	1:35.316
40	0.351	1:34.630
143	7.615	1:38.645
258	16.421	1:38.089
54	16.655	1:37.884
228	45.027	1:42.585
55	58.186	1:44.467
20	58.754	1:44.513
22	1:00.201	1:46.346
254	1:13.802	1:49.341

LAP 3 @ 15:50:45.241		
NO	BEHIND	LAP TIME

1		1:35.551
40	0.784	1:36.183
11	1.065	1:36.336
143	3.248	1:36.240
258	9.042	1:37.975
54	9.178	1:37.794
16	10.189	1:38.355
228	22.952	1:43.093
20	28.409	1:44.876
55	30.491	1:44.684
22	31.039	1:44.677
254	34.514	1:46.285

LAP 7 @ 15:57:07.226		
NO	BEHIND	LAP TIME

11		1:35.252
1	0.635	1:35.968
40	1.056	1:36.038
143	10.361	1:38.079
258	19.865	1:38.777
54	20.121	1:38.799
228	52.936	1:43.242
20	1:07.721	1:44.300
55	1:07.885	1:45.032
22	1:11.416	1:46.548

LAP 4 @ 15:52:20.716		
NO	BEHIND	LAP TIME

1		1:35.475
40	1.092	1:35.783
11	1.362	1:35.772
143	4.330	1:36.557
258	11.585	1:38.018
54	11.910	1:38.207
16	12.165	1:37.451
228	30.599	1:43.122
20	39.796	1:46.862
22	40.001	1:44.437
55	40.067	1:45.051
254	47.010	1:47.971

LAP 8 @ 15:58:42.550		
NO	BEHIND	LAP TIME

11		1:35.324
1	0.517	1:35.206
40	1.011	1:35.279
143	14.222	1:39.185
258	22.996	1:38.455
54	23.402	1:38.605
228	1:00.291	1:42.679
20	1:16.104	1:43.707
55	1:16.985	1:44.424
22	1:21.868	1:45.776

LAP 9 @ 16:00:17.663		
NO	BEHIND	LAP TIME

11		1:35.113
1	0.250	1:34.846
40	0.899	1:35.001
143	19.667	1:40.558

Weather / Track : Bright / Dry

Results can be found at www.tsl-timing.com

Cadwell Park

Circuit Length = 2.1800 miles

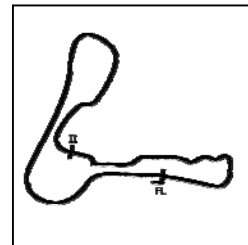
Start: 15:45 Flag 16:00 End: 16:01

Printed - 16:03 Sunday, 04 August 2019

BMCRC - MRO Championships 2019 - Rnd 7 @ Cadwell Park

BMCRC Thunderbike Extreme & Ultra

RACE 16 - SECTOR ANALYSIS



SECTOR 1 = FL to I1, SECTOR 2 = I1 to FL, DIFF = Difference To Personal Best Lap, P = Crossed Finish Line in Pit Lane, D = Time Disallowed

P1 11 UL		Josh HARVEY		Yamaha - NR Racing		
IDEAL LAP TIME : 1:34.562		BEST LAP TIME : 1:34.580		DIFFERENCE : 0.018		
LAP	SECTOR 1	SECTOR 2	LAP TIME	MPH	DIFF	TIME OF DAY
1 -		40.594	1:42.455	76.60	7.875	15:47:34.385
2 -	54.931	40.654	1:35.585	82.10	1.005	15:49:09.970
3 -	55.767	40.569	1:36.336	81.46	1.756	15:50:46.306
4 -	55.331	40.441	1:35.772	81.94	1.192	15:52:22.078
5 -	54.867	39.713	1:34.580 (1)	82.97		15:53:56.658
6 -	55.088	40.228	1:35.316	82.33	0.736	15:55:31.974
7 -	55.074	40.178	1:35.252 (3)	82.39	0.672	15:57:07.226
8 -	55.241	40.083	1:35.324	82.33	0.744	15:58:42.550
9 -	54.849	40.264	1:35.113 (2)	82.51	0.533	16:00:17.663

P2 1 UL		Barry CHAMBERLAIN		Suzuki - Airsys.co.uk		
IDEAL LAP TIME : 1:34.846		BEST LAP TIME : 1:34.846		DIFFERENCE : 0.000		
LAP	SECTOR 1	SECTOR 2	LAP TIME	MPH	DIFF	TIME OF DAY
1 -		40.556	1:41.893	77.02	7.047	15:47:33.823
2 -	55.084	40.783	1:35.867	81.86	1.021	15:49:09.690
3 -	54.943	40.608	1:35.551	82.13	0.705	15:50:45.241
4 -	54.799	40.676	1:35.475	82.20	0.629	15:52:20.716
5 -	55.131	40.629	1:35.760	81.95	0.914	15:53:56.476
6 -	55.003	40.414	1:35.417 (3)	82.25	0.571	15:55:31.893
7 -	55.391	40.577	1:35.968	81.77	1.122	15:57:07.861
8 -	54.904	40.302	1:35.206 (2)	82.43	0.360	15:58:43.067
9 -	54.587	40.259	1:34.846 (1)	82.74		16:00:17.913

P3 40 UL		Aiden PATMORE		Yamaha - TBR Performance/NW Roofing		
IDEAL LAP TIME : 1:34.630		BEST LAP TIME : 1:34.630		DIFFERENCE : 0.000		
LAP	SECTOR 1	SECTOR 2	LAP TIME	MPH	DIFF	TIME OF DAY
1 -		40.293	1:41.428	77.37	6.798	15:47:33.358
2 -	55.779	40.705	1:36.484	81.34	1.854	15:49:09.842
3 -	55.697	40.486	1:36.183	81.59	1.553	15:50:46.025
4 -	55.451	40.332	1:35.783	81.93	1.153	15:52:21.808
5 -	55.616	40.190	1:35.806	81.91	1.176	15:53:57.614
6 -	54.622	40.008	1:34.630 (1)	82.93		15:55:32.244
7 -	55.394	40.644	1:36.038	81.71	1.408	15:57:08.282
8 -	55.153	40.126	1:35.279 (3)	82.36	0.649	15:58:43.561
9 -	54.783	40.218	1:35.001 (2)	82.61	0.371	16:00:18.562

P4 143 UL		Steve PALMER		Yamaha - 4C8/Mk1 Transit racing		
IDEAL LAP TIME : 1:35.817		BEST LAP TIME : 1:35.817		DIFFERENCE : 0.000		
LAP	SECTOR 1	SECTOR 2	LAP TIME	MPH	DIFF	TIME OF DAY
1 -		41.256	1:43.394	75.90	7.577	15:47:35.324
2 -	55.608	41.317	1:36.925	80.97	1.108	15:49:12.249
3 -	55.103	41.137	1:36.240 (2)	81.54	0.423	15:50:48.489
4 -	55.291	41.266	1:36.557 (3)	81.27	0.740	15:52:25.046
5 -	54.992	40.825	1:35.817 (1)	81.90		15:54:00.863
6 -	56.366	42.279	1:38.645	79.55	2.828	15:55:39.508
7 -	56.380	41.699	1:38.079	80.01	2.262	15:57:17.587
8 -	57.182	42.003	1:39.185	79.12	3.368	15:58:56.772
9 -	57.707	42.851	1:40.558	78.04	4.741	16:00:37.330

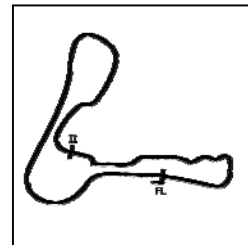
Weather / Track : Bright / Dry

Cadwell Park
Circuit Length = 2.1800 miles
Start: 15:45 Flag 16:00 End: 16:01

BMCRC - MRO Championships 2019 - Rnd 7 @ Cadwell Park

BMCRC Thunderbike Extreme & Ultra

RACE 16 - SECTOR ANALYSIS



SECTOR 1 = FL to I1, SECTOR 2 = I1 to FL, DIFF = Difference To Personal Best Lap, P = Crossed Finish Line in Pit Lane, D = Time Disallowed

P5 258 UL		Ande FRIEND		Kawasaki - Flying colours Motorcycle Training		
IDEAL LAP TIME : 1:37.820		BEST LAP TIME : 1:37.924		DIFFERENCE : 0.104		
LAP	SECTOR 1	SECTOR 2	LAP TIME	MPH	DIFF	TIME OF DAY
1 -		41.866	1:45.800	74.17	7.876	15:47:37.730
2 -	56.947	41.631	1:38.578	79.61	0.654	15:49:16.308
3 -	56.324	41.651	1:37.975 (2)	80.10	0.051	15:50:54.283
4 -	56.514	41.504	1:38.018 (3)	80.06	0.094	15:52:32.301
5 -	56.428	41.496	1:37.924 (1)	80.14		15:54:10.225
6 -	56.538	41.551	1:38.089	80.00	0.165	15:55:48.314
7 -	56.741	42.036	1:38.777	79.45	0.853	15:57:27.091
8 -	56.750	41.705	1:38.455	79.71	0.531	15:59:05.546
9 -	56.887	41.576	1:38.463	79.70	0.539	16:00:44.009

P6 54 EX		Andrew SAUNDERS		Suzuki - SDC PERFORMANCE		
IDEAL LAP TIME : 1:37.638		BEST LAP TIME : 1:37.794		DIFFERENCE : 0.156		
LAP	SECTOR 1	SECTOR 2	LAP TIME	MPH	DIFF	TIME OF DAY
1 -		41.811	1:46.164	73.92	8.370	15:47:38.094
2 -	57.015	41.516	1:38.531	79.65	0.737	15:49:16.625
3 -	56.263	41.531	1:37.794 (1)	80.25		15:50:54.419
4 -	56.689	41.518	1:38.207	79.91	0.413	15:52:32.626
5 -	56.545	41.493	1:38.038 (3)	80.05	0.244	15:54:10.664
6 -	56.509	41.375	1:37.884 (2)	80.17	0.090	15:55:48.548
7 -	56.815	41.984	1:38.799	79.43	1.005	15:57:27.347
8 -	56.904	41.701	1:38.605	79.59	0.811	15:59:05.952
9 -	1:04.811	42.146	1:46.957	73.37	9.163	16:00:52.909

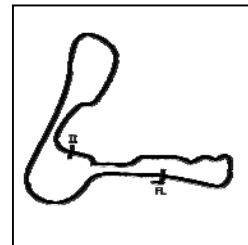
P7 228 EX		Clive EMERSON		Honda -		
IDEAL LAP TIME : 1:42.324		BEST LAP TIME : 1:42.585		DIFFERENCE : 0.261		
LAP	SECTOR 1	SECTOR 2	LAP TIME	MPH	DIFF	TIME OF DAY
1 -		43.374	1:50.221	71.20	7.636	15:47:42.151
2 -	59.702	43.247	1:42.949	76.23	0.364	15:49:25.100
3 -	59.500	43.593	1:43.093	76.12	0.508	15:51:08.193
4 -	59.692	43.430	1:43.122	76.10	0.537	15:52:51.315
5 -	59.884	43.136	1:43.020	76.18	0.435	15:54:34.335
6 -	59.396	43.189	1:42.585 (1)	76.50		15:56:16.920
7 -	1:00.197	43.045	1:43.242	76.01	0.657	15:58:00.162
8 -	59.443	43.236	1:42.679 (2)	76.43	0.094	15:59:42.841
9 -	59.279	43.527	1:42.806 (3)	76.33	0.221	16:01:25.647

P8 55 EX		Nick HODGINS		Suzuki - Sam Saunders Racing		
IDEAL LAP TIME : 1:43.925		BEST LAP TIME : 1:44.138		DIFFERENCE : 0.213		
LAP	SECTOR 1	SECTOR 2	LAP TIME	MPH	DIFF	TIME OF DAY
1 -		44.950	1:54.135	68.76	9.997	15:47:46.065
2 -	1:00.477	44.506	1:44.983	74.75	0.845	15:49:31.048
3 -	1:00.094	44.590	1:44.684	74.96	0.546	15:51:15.732
4 -	59.916	45.135	1:45.051	74.70	0.913	15:53:00.783
5 -	1:00.092	44.737	1:44.829	74.86	0.691	15:54:45.612
6 -	1:00.353	44.114	1:44.467 (3)	75.12	0.329	15:56:30.079
7 -	59.959	45.073	1:45.032	74.72	0.894	15:58:15.111
8 -	1:00.415	44.009	1:44.424 (2)	75.15	0.286	15:59:59.535
9 -	1:00.076	44.062	1:44.138 (1)	75.36		16:01:43.673

BMCRC - MRO Championships 2019 - Rnd 7 @ Cadwell Park

BMCRC Thunderbike Extreme & Ultra

RACE 16 - SECTOR ANALYSIS



SECTOR 1 = FL to I1, SECTOR 2 = I1 to FL, DIFF = Difference To Personal Best Lap, P = Crossed Finish Line in Pit Lane, D = Time Disallowed

P9 22 EX		Matthew MAY		Honda - Tliehurst Glass Racing		
IDEAL LAP TIME : 1:44.382		BEST LAP TIME : 1:44.437		DIFFERENCE : 0.055		
LAP	SECTOR 1	SECTOR 2	LAP TIME	MPH	DIFF	TIME OF DAY
1 -		44.839	1:54.811	68.35	10.374	15:47:46.741
2 -	1:00.444	44.418	1:44.862 (3)	74.84	0.425	15:49:31.603
3 -	1:00.359	44.318	1:44.677 (2)	74.97	0.240	15:51:16.280
4 -	1:00.245	44.192	1:44.437 (1)	75.14		15:53:00.717
5 -	1:00.894	44.137	1:45.031	74.72	0.594	15:54:45.748
6 -	1:01.175	45.171	1:46.346	73.79	1.909	15:56:32.094
7 -	1:01.779	44.769	1:46.548	73.65	2.111	15:58:18.642
8 -	1:01.323	44.453	1:45.776	74.19	1.339	16:00:04.418
9 -	1:02.722	45.216	1:47.938	72.70	3.501	16:01:52.356

P10 20 EX		Marc CRESSWELL		Honda - Fishbowl Racing		
IDEAL LAP TIME : 1:43.707		BEST LAP TIME : 1:43.707		DIFFERENCE : 0.000		
LAP	SECTOR 1	SECTOR 2	LAP TIME	MPH	DIFF	TIME OF DAY
1 -		44.423	1:52.737	69.61	9.030	15:47:44.667
2 -	59.867	44.240	1:44.107 (2)	75.38	0.400	15:49:28.774
3 -	1:00.731	44.145	1:44.876	74.83	1.169	15:51:13.650
4 -	1:00.286	46.576	1:46.862	73.44	3.155	15:53:00.512
5 -	1:01.535	44.087	1:45.622	74.30	1.915	15:54:46.134
6 -	1:00.428	44.085	1:44.513	75.09	0.806	15:56:30.647
7 -	1:00.094	44.206	1:44.300 (3)	75.24	0.593	15:58:14.947
8 -	59.845	43.862	1:43.707 (1)	75.67		15:59:58.654
9 -	1:00.311	44.621	1:44.932	74.79	1.225	16:01:43.586

P11 254 EX		Rick WINDAS		Ducati - Army Medical Services		
IDEAL LAP TIME : 1:45.716		BEST LAP TIME : 1:46.285		DIFFERENCE : 0.569		
LAP	SECTOR 1	SECTOR 2	LAP TIME	MPH	DIFF	TIME OF DAY
1 -		44.486	1:54.873	68.31	8.588	15:47:46.803
2 -	1:01.354	45.313	1:46.667 (2)	73.57	0.382	15:49:33.470
3 -	1:01.230	45.055	1:46.285 (1)	73.83		15:51:19.755
4 -	1:02.543	45.428	1:47.971 (3)	72.68	1.686	15:53:07.726
5 -	1:02.748	45.880	1:48.628	72.24	2.343	15:54:56.354
6 -	1:03.244	46.097	1:49.341	71.77	3.056	15:56:45.695

P12 16 UL		Matthew WREN		Suzuki - TBR performance		
IDEAL LAP TIME : 1:37.451		BEST LAP TIME : 1:37.451		DIFFERENCE : 0.000		
LAP	SECTOR 1	SECTOR 2	LAP TIME	MPH	DIFF	TIME OF DAY
1 -		42.313	1:45.606	74.31	8.155	15:47:37.536
2 -	58.026	41.513	1:39.539	78.84	2.088	15:49:17.075
3 -	56.886	41.469	1:38.355 (3)	79.79	0.904	15:50:55.430
4 -	56.327	41.124	1:37.451 (1)	80.53		15:52:32.881
5 -	56.834	41.452	1:38.286 (2)	79.84	0.835	15:54:11.167

BMCRC - MRO Championships 2019 - Rnd 7 @ Cadwell Park

BMCRC Thunderbike Extreme & Ultra

RACE 16 - BEST SECTORS

SECTOR 1			SECTOR 2			IDEAL / BEST COMPARISON						
POS	NO	NAME	TIME	NO	NAME	TIME	POS	NO	NAME	IDEAL	BEST	DIFF
1	1	CHAMBERLAIN	54.587	11	HARVEY	39.713	1	11	HARVEY	1:34.562	1:34.580	0.018
2	40	PATMORE	54.622	40	PATMORE	40.008	2	40	PATMORE	1:34.630	1:34.630	0.000
3	11	HARVEY	54.849	1	CHAMBERLAIN	40.259	3	1	CHAMBERLAIN	1:34.846	1:34.846	0.000
4	143	PALMER	54.992	143	PALMER	40.825	4	143	PALMER	1:35.817	1:35.817	0.000
5	54	SAUNDERS	56.263	16	WREN	41.124	5	16	WREN	1:37.451	1:37.451	0.000
6	258	FRIEND	56.324	54	SAUNDERS	41.375	6	54	SAUNDERS	1:37.638	1:37.794	0.156
7	16	WREN	56.327	258	FRIEND	41.496	7	258	FRIEND	1:37.820	1:37.924	0.104
8	228	EMERSON	59.279	228	EMERSON	43.045	8	228	EMERSON	1:42.324	1:42.585	0.261
9	20	CRESSWELL	59.845	20	CRESSWELL	43.862	9	20	CRESSWELL	1:43.707	1:43.707	0.000
10	55	HODGINS	59.916	55	HODGINS	44.009	10	55	HODGINS	1:43.925	1:44.138	0.213
11	22	MAY	1:00.245	22	MAY	44.137	11	22	MAY	1:44.382	1:44.437	0.055
12	254	WINDAS	1:01.230	254	WINDAS	44.486	12	254	WINDAS	1:45.716	1:46.285	0.569

PERFECT LAP 1:34.300

Weather / Track : Bright / Dry

Results can be found at www.tsl-timing.com

Cadwell Park
Circuit Length = 2.1800 miles
Start: 15:45 Flag 16:00 End: 16:01

Printed - 16:02 Sunday, 04 August 2019

BMCRC-MRO Championships 2019



BMCRC THUNDERBIKE SPORT

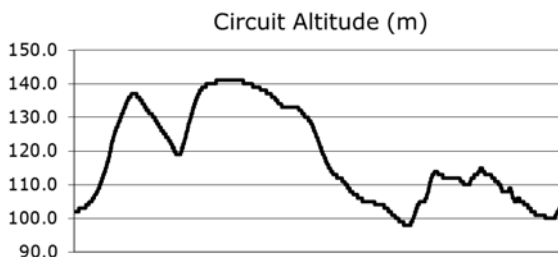
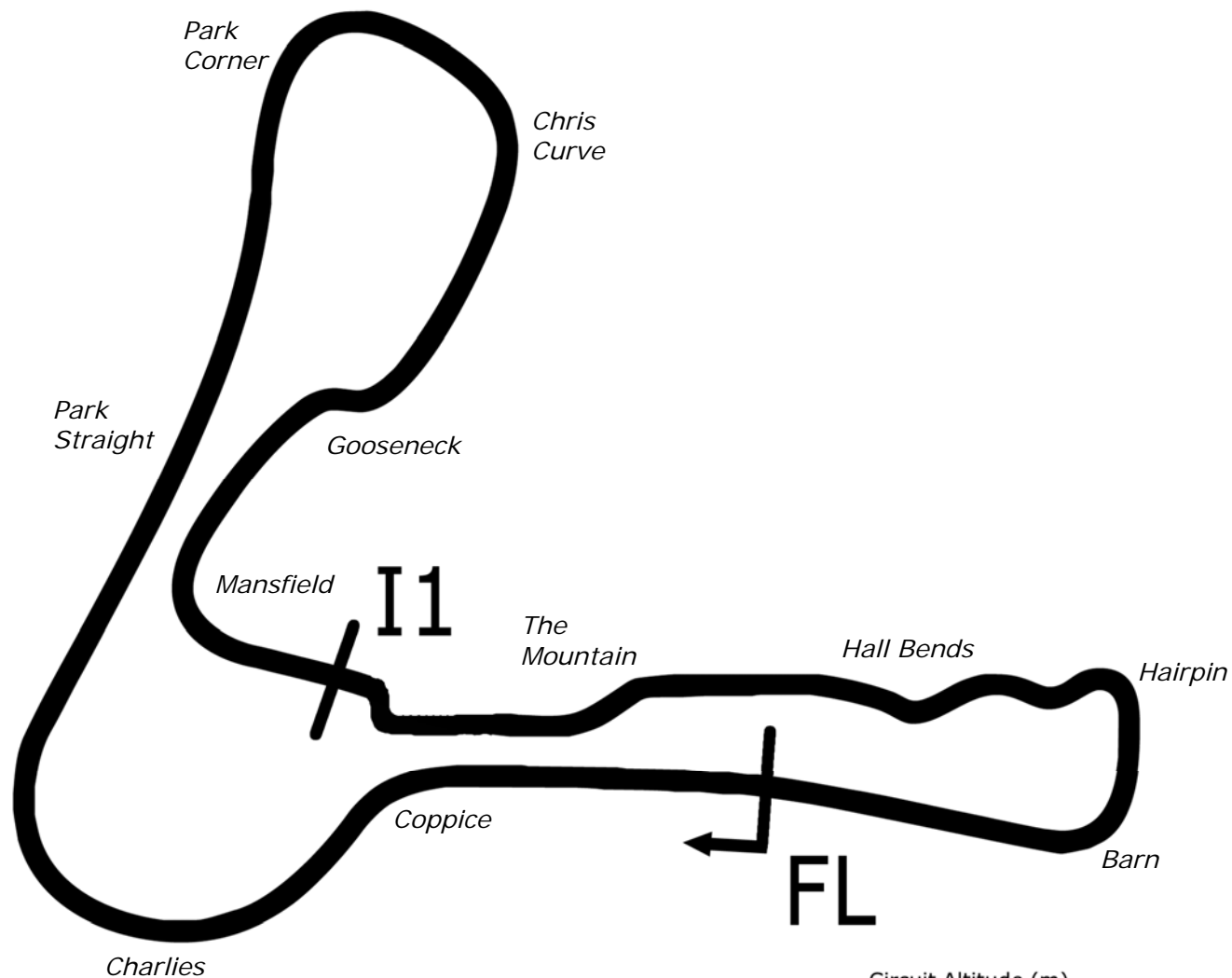
Cadwell Park Circuit

3rd / 4th August 2019



Results Provided by Timing Solutions Ltd
www.tsl-timing.com

Cadwell Park



Length	2.1800 miles	3508.4 m
FL		53.31024 N 0.05940 W
I1	2330m	53.30708 N 0.06270 W
Pit Entry	3472m	53.31103 N 0.05889 W
Pit Exit	0m after FL	53.31030 N 0.05940 W
Pit Entry-Pit Exit 92m, 5.5s @60kph, 4.1s @80kph		

BMCRC - MRO Championships 2019 - Rnd 7 @ Cadwell Park



BMCRC Thunderbike Sport

QUALIFYING - CLASSIFICATION

POS	NO	CL	PIC NAME	ENTRY	TIME	ON	LAPS	GAP	DIFF	MPH
1	74	B	1 Daniel SINGLETON	Honda - Bambino Developments Racing	1:37.593	3	5			80.41
2	47	C	1 Thomas WATSON	Yamaha - Motorsportdays.com TEA Time Racing	1:38.408	7	7	0.815	0.815	79.75
3	961	B	2 Jack SIM	Yamaha - Platform Lift Engineers Ltd	1:39.272	3	8	1.679	0.864	79.05
4	148	C	2 Richie WELSH	Kawasaki - EDEN'S EXPERIENCES/PETER FLEMING	1:42.130	3	7	4.537	2.858	76.84
5	93	B	3 Jack WALLIS	Yamaha - Watling Tyres RimTec	1:42.293	8	8	4.700	0.163	76.72
6	17	A	1 Tommy DOWNES (R)	Suzuki - Ray Gnarley/ MoreMoto	1:42.625	3	3	5.032	0.332	76.47
7	54	C	3 Adam JAMISON	Yamaha - AJ Racing	1:42.728	3	3	5.135	0.103	76.39
8	208	B	4 Adam NELSON	Ducati - Desmowerx	1:43.109	6	7	5.516	0.381	76.11
9	48	C	4 Shaun WALLIS	Yamaha - Watling Tyres	1:43.183	7	7	5.590	0.074	76.05
10	44	A	2 James ROBINSON (R)	Honda - CurrentElec	1:43.388	7	7	5.795	0.205	75.90
11	84	B	5 Ricardo BRANCO	Yamaha - IMP Racing	1:43.675	4	5	6.082	0.287	75.69
12	331	C	5 Illiam QUAYLE	Suzuki -	1:43.953	5	7	6.360	0.278	75.49
13	81	B	6 Malvern MAY	Honda -	1:44.098	5	5	6.505	0.145	75.39
14	104	A	3 Alex ROBINSON (R)	Honda - Boa	1:45.264	7	7	7.671	1.166	74.55
15	624	A	4 Matthew FEDRICK (R)	Yamaha - Matthew Fedrick farriers ltd	1:45.279	6	7	7.686	0.015	74.54
16	9	A	5 Jack BEDNAREK (R)	Yamaha -	1:45.770	6	7	8.177	0.491	74.19
17	13	C	6 Wil GREEN	Suzuki - Faith Fueled Racing	1:45.857	3	7	8.264	0.087	74.13
18	56	B	7 Jason SOILLEUX	Ducati -	1:46.405	3	6	8.812	0.548	73.75
19	171	C	7 Colin CLUNE	Suzuki -	1:46.525	3	7	8.932	0.120	73.67
20	85	B	8 Andrew KITE	Ducati - Red Rebel Racing	1:46.595	7	7	9.002	0.070	73.62
21	191	C	8 James SEATH	Kawasaki - Ovenden Earthmoving	1:46.672	7	7	9.079	0.077	73.57
22	45	B	9 Tom STEVENS	Susuki -	1:46.923	6	7	9.330	0.251	73.39
23	90	C	9 Edward WATSON	Yamaha - Motorsportdays.com TEA Time Racing	1:47.236	7	7	9.643	0.313	73.18
24	185	B	10 James ROBINSON	Kawasaki - claire palastanga ceramics	1:48.338	6	6	10.745	1.102	72.44
25	0	C	10 Luke STANLEY	Yamaha - Urban Race Tribe	1:49.302	7	7	11.709	0.964	71.80
26	46	B	11 Jeff MORRIS	Suzuki -	1:49.449	5	5	11.856	0.147	71.70
27	606	A	6 Jake ANDERTON (R)	Honda - CurrentElec Limited	1:49.530	3	7	11.937	0.081	71.65
28	42	A	7 Christopher JOHNSON (R)	Kawasaki -	1:49.544	2	7	11.951	0.014	71.64
29	101	A	8 Glen TRIPP (R)	Honda - yaki too racing	1:51.128	6	7	13.535	1.584	70.62
30	159	C	11 Benn RIDGWELL	Suzuki - Ridgely Racing	1:51.346	2	4	13.753	0.218	70.48
31	66	B	12 Mark SMITH	Yamaha - MHP EXHAUST'S	1:51.589	6	7	13.996	0.243	70.33
32	40	A	9 Simon WILKINSON (R)	Suzuki - S P Wilkinson Engineering Ltd	1:51.982	4	7	14.389	0.393	70.08
33	33	A	10 Peter PARAPANOS (R)	Honda -	1:52.025	7	7	14.432	0.043	70.05
34	53	A	11 Tim BANWELL (R)	Yamaha -	1:52.209	7	7	14.616	0.184	69.94
35	22	C	12 Matthew MAY	Honda - Tliehurst Glass Racing	1:53.412	4	7	15.819	1.203	69.19
36	43	B	12 Colin HALL	NINJA 300 - simply saab	1:53.412	5	6	15.819	0.000	69.19
37	77	A	12 Joe WHITE (R)	Kawasaki - Just In Graphics / MZ Contracts	1:53.801	5	7	16.208	0.389	68.96
38	143	C	13 Robert DAVIE	Suzuki -	1:54.578	5	6	16.985	0.777	68.49
39	126	B	14 Damien LECHAUVE	Suzuki -	1:54.796	2	5	17.203	0.218	68.36
40	50	C	14 Adam RIDGWELL	Suzuki - Ridgely Racing	1:56.035	2	7	18.442	1.239	67.63
41	122	B	15 Paul WILSON	NINJA 300 -	1:57.804	3	3	20.211	1.769	66.61
42	526	C	15 Michael ARMANI	Honda -	2:03.141	4	4	25.548	5.337	63.73
43	70	A	13 Vanessa GILLAM (R)	Suzuki - No More Straps	2:04.350	4	6	26.757	1.209	63.11
44	20	A	14 Steve MALE (R)	Suzuki - ATB Racing	2:13.047	6	6	35.454	8.697	58.98
16	A		Geoff LANSDELL	Suzuki - EPG Domestic						
82	B		Matt HINNELLS	Honda - Bears repairs/Jamie Vale Carpentry						
88	C		David COURT	Kawasaki -						

Cadwell Park
Circuit Length = 2.1800 miles
Start: 09:52 Flag 10:05 End: 10:07

Weather / Track : Bright / Dry

These results are provisional until the conclusion of any judicial and technical matters.

Clerk Of Course :	Steward :	Timekeeper :
-------------------	-----------	--------------

Results can be found at www.tsl-timing.com

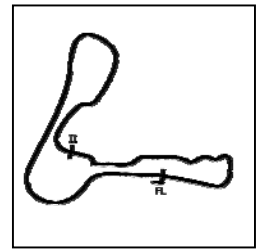
Printed - 10:16 Saturday, 03 August 2019



BMCRC - MRO Championships 2019 - Rnd 7 @ Cadwell Park

BMCRC Thunderbike Sport

QUALIFYING - SECTOR ANALYSIS



SECTOR 1 = FL to I1, SECTOR 2 = I1 to FL, DIFF = Difference To Personal Best Lap, P = Crossed Finish Line in Pit Lane, D = Time Disallowed

P1 74 B Daniel SINGLETON		Honda - Bambino Developments Racing				
IDEAL LAP TIME : 1:37.214		BEST LAP TIME : 1:37.593		DIFFERENCE : 0.379		
LAP	SECTOR 1	SECTOR 2	LAP TIME	MPH	DIFF	TIME OF DAY
1 -	58.983	42.501	1:41.484	77.33	3.891	09:54:33.553
2 -	56.540	41.897	1:38.437 (3)	79.72	0.844	09:56:11.990
3 -	56.671	40.922	1:37.593 (1)	80.41		09:57:49.583
4 -	56.889	41.324	1:38.213 (2)	79.90	0.620	09:59:27.796
5 -	56.292	45.211	1:41.503	77.31	3.910	10:01:09.299

P2 47 C Thomas WATSON		Yamaha - Motorsportdays.com TEA Time Racing				
IDEAL LAP TIME : 1:38.408		BEST LAP TIME : 1:38.408		DIFFERENCE : 0.000		
LAP	SECTOR 1	SECTOR 2	LAP TIME	MPH	DIFF	TIME OF DAY
1 -	1:02.897	45.186	1:48.083	72.61	9.675	09:55:13.045
2 -	1:00.409	43.728	1:44.137	75.36	5.729	09:56:57.182
3 -	59.253	42.911	1:42.164	76.81	3.756	09:58:39.346
4 -	57.681	42.332	1:40.013 (2)	78.47	1.605	10:00:19.359
5 -	57.439	43.540	1:40.979	77.71	2.571	10:02:00.338
6 -	58.361	42.533	1:40.894 (3)	77.78	2.486	10:03:41.232
7 -	56.687	41.721	1:38.408 (1)	79.75		10:05:19.640

P3 961 B Jack SIM		Yamaha - Platform Lift Engineers Ltd				
IDEAL LAP TIME : 1:39.257		BEST LAP TIME : 1:39.272		DIFFERENCE : 0.015		
LAP	SECTOR 1	SECTOR 2	LAP TIME	MPH	DIFF	TIME OF DAY
1 -	59.473	42.059	1:41.532	77.29	2.260	09:54:33.993
2 -	57.615	42.028	1:39.643 (2)	78.76	0.371	09:56:13.636
3 -	57.630	41.642	1:39.272 (1)	79.05		09:57:52.908
4 -	59.448	42.900	1:42.348	76.68	3.076	09:59:35.256
5 -	57.911	41.783	1:39.694 (3)	78.72	0.422	10:01:14.950
6 -	58.023	42.311	1:40.334	78.21	1.062	10:02:55.284
7 -	1:01.528	43.497	1:45.025	74.72	5.753	10:04:40.309
8 -	58.160	43.925	1:42.085	76.87	2.813	10:06:22.394

P4 148 C Richie WELSH		Kawasaki - EDEN'S EXPERIENCES/PETER FLEMING				
IDEAL LAP TIME : 1:42.083		BEST LAP TIME : 1:42.130		DIFFERENCE : 0.047		
LAP	SECTOR 1	SECTOR 2	LAP TIME	MPH	DIFF	TIME OF DAY
1 -	1:03.196	44.665	1:47.861	72.76	5.731	09:54:38.645
2 -	1:00.577	43.277	1:43.854	75.56	1.724	09:56:22.499
3 -	59.268	42.862	1:42.130 (1)	76.84		09:58:04.629
4 -	59.221	43.641	1:42.862 (2)	76.29	0.732	09:59:47.491
5 -	1:00.133	43.471	1:43.604 (3)	75.75	1.474	10:01:31.095
6 -	1:00.461	43.558	1:44.019	75.44	1.889	10:03:15.114
7 -	59.965	43.659	1:43.624	75.73	1.494	10:04:58.738

P5 93 B Jack WALLIS		Yamaha - Watling Tyres RimTec				
IDEAL LAP TIME : 1:42.053		BEST LAP TIME : 1:42.293		DIFFERENCE : 0.240		
LAP	SECTOR 1	SECTOR 2	LAP TIME	MPH	DIFF	TIME OF DAY
1 -	1:04.844	45.350	1:50.194	71.22	7.901	09:54:42.988
2 -	1:00.732	43.611	1:44.343	75.21	2.050	09:56:27.331
3 -	59.690	43.590	1:43.280	75.98	0.987	09:58:10.611
4 -	59.324	43.745	1:43.069	76.14	0.776	09:59:53.680
5 -	59.601	44.630	1:44.231	75.29	1.938	10:01:37.911
6 -	59.633	42.981	1:42.614 (3)	76.48	0.321	10:03:20.525
7 -	59.259	43.298	1:42.557 (2)	76.52	0.264	10:05:03.082
8 -	59.072	43.221	1:42.293 (1)	76.72		10:06:45.375

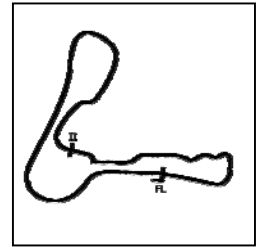
Weather / Track : Bright / Dry

Cadwell Park
Circuit Length = 2.1800 miles
Start: 09:52 Flag 10:05 End: 10:07

BMCRC - MRO Championships 2019 - Rnd 7 @ Cadwell Park

BMCRC Thunderbike Sport

QUALIFYING - SECTOR ANALYSIS



SECTOR 1 = FL to I1, SECTOR 2 = I1 to FL, DIFF = Difference To Personal Best Lap, P = Crossed Finish Line in Pit Lane, D = Time Disallowed

P6 17 A Tommy DOWNES (R)		Suzuki - Ray Gnarley/ MoreMoto				
IDEAL LAP TIME : 1:42.443		BEST LAP TIME : 1:42.625		DIFFERENCE : 0.182		
LAP	SECTOR 1	SECTOR 2	LAP TIME	MPH	DIFF	TIME OF DAY
1 -	1:01.008	44.431	1:45.439 (3)	74.43	2.814	09:54:39.079
2 -	1:00.485	43.688	1:44.173 (2)	75.33	1.548	09:56:23.252
3 -	59.648	42.977	1:42.625 (1)	76.47		09:58:05.877

P7 54 C Adam JAMISON		Yamaha - AJ Racing				
IDEAL LAP TIME : 1:42.243		BEST LAP TIME : 1:42.728		DIFFERENCE : 0.485		
LAP	SECTOR 1	SECTOR 2	LAP TIME	MPH	DIFF	TIME OF DAY
1 -	1:02.350	44.176	1:46.526 (3)	73.67	3.798	09:54:38.575
2 -	1:00.055	42.986	1:43.041 (2)	76.16	0.313	09:56:21.616
3 -	59.485	43.243	1:42.728 (1)	76.39		09:58:04.344

P8 208 B Adam NELSON		Ducati - Desmowex				
IDEAL LAP TIME : 1:43.109		BEST LAP TIME : 1:43.109		DIFFERENCE : 0.000		
LAP	SECTOR 1	SECTOR 2	LAP TIME	MPH	DIFF	TIME OF DAY
1 -	1:04.320	45.334	1:49.654	71.57	6.545	09:54:46.437
2 -	1:01.235	44.626	1:45.861	74.13	2.752	09:56:32.298
3 -	1:00.519	44.328	1:44.847	74.85	1.738	09:58:17.145
4 -	1:00.106	43.783	1:43.889 (2)	75.54	0.780	10:00:01.034
5 -	59.765	46.052	1:45.817	74.16	2.708	10:01:46.851
6 -	59.475	43.634	1:43.109 (1)	76.11		10:03:29.960
7 -	59.713	44.379	1:44.092 (3)	75.39	0.983	10:05:14.052

P9 48 C Shaun WALLIS		Yamaha - Watling Tyres				
IDEAL LAP TIME : 1:42.964		BEST LAP TIME : 1:43.183		DIFFERENCE : 0.219		
LAP	SECTOR 1	SECTOR 2	LAP TIME	MPH	DIFF	TIME OF DAY
1 -	1:04.789	45.742	1:50.531	71.00	7.348	09:54:45.437
2 -	1:01.389	43.971	1:45.360	74.48	2.177	09:56:30.797
3 -	1:01.357	44.392	1:45.749	74.21	2.566	09:58:16.546
4 -	1:00.275	43.187	1:43.462 (3)	75.85	0.279	10:00:00.008
5 -	1:00.399	45.641	1:46.040	74.01	2.857	10:01:46.048
6 -	59.777	43.578	1:43.355 (2)	75.93	0.172	10:03:29.403
7 -	59.959	43.224	1:43.183 (1)	76.05		10:05:12.586

P10 44 A James ROBINSON (R)		Honda - CurrentElec				
IDEAL LAP TIME : 1:43.318		BEST LAP TIME : 1:43.388		DIFFERENCE : 0.070		
LAP	SECTOR 1	SECTOR 2	LAP TIME	MPH	DIFF	TIME OF DAY
1 -	1:04.875	46.072	1:50.947	70.73	7.559	09:54:45.241
2 -	1:02.407	44.956	1:47.363	73.09	3.975	09:56:32.604
3 -	1:01.166	44.465	1:45.631	74.29	2.243	09:58:18.235
4 -	1:00.089	44.041	1:44.130 (2)	75.36	0.742	10:00:02.365
5 -	1:00.240	45.855	1:46.095	73.97	2.707	10:01:48.460
6 -	1:00.361	43.836	1:44.197 (3)	75.31	0.809	10:03:32.657
7 -	1:00.159	43.229	1:43.388 (1)	75.90		10:05:16.045

P11 84 B Ricardo BRANCO		Yamaha - IMP Racing				
IDEAL LAP TIME : 1:43.675		BEST LAP TIME : 1:43.675		DIFFERENCE : 0.000		
LAP	SECTOR 1	SECTOR 2	LAP TIME	MPH	DIFF	TIME OF DAY
1 -	1:05.425	46.206	1:51.631	70.30	7.956	09:55:00.804
2 -	1:02.722	45.782	1:48.504	72.32	4.829	09:56:49.308
3 -	1:00.463	44.675	1:45.138 (2)	74.64	1.463	09:58:34.446
4 -	1:00.256	43.419	1:43.675 (1)	75.69		10:00:18.121
5 -	1:01.617	45.327	1:46.944 (3)	73.38	3.269	10:02:05.065

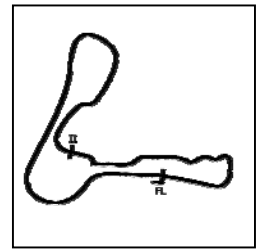
Weather / Track : Bright / Dry

Cadwell Park
Circuit Length = 2.1800 miles
Start: 09:52 Flag 10:05 End: 10:07

BMCRC - MRO Championships 2019 - Rnd 7 @ Cadwell Park

BMCRC Thunderbike Sport

QUALIFYING - SECTOR ANALYSIS



SECTOR 1 = FL to I1, SECTOR 2 = I1 to FL, DIFF = Difference To Personal Best Lap, P = Crossed Finish Line in Pit Lane, D = Time Disallowed

P12 331 C Iliam QUAYLE			Suzuki -			
IDEAL LAP TIME : 1:43.953		BEST LAP TIME : 1:43.953		DIFFERENCE : 0.000		
LAP	SECTOR 1	SECTOR 2	LAP TIME	MPH	DIFF	TIME OF DAY
1 -	1:06.080	44.976	1:51.056	70.66	7.103	09:55:03.729
2 -	1:03.889	46.970	1:50.859	70.79	6.906	09:56:54.588
3 -	1:02.655	46.331	1:48.986	72.00	5.033	09:58:43.574
4 -	1:00.268	44.537	1:44.805 (2)	74.88	0.852	10:00:28.379
5 -	1:00.153	43.800	1:43.953 (1)	75.49		10:02:12.332
6 -	1:01.613	46.625	1:48.238	72.50	4.285	10:04:00.570
7 -	1:01.442	44.527	1:45.969 (3)	74.06	2.016	10:05:46.539

P13 81 B Malvern MAY			Honda -			
IDEAL LAP TIME : 1:43.737		BEST LAP TIME : 1:44.098		DIFFERENCE : 0.361		
LAP	SECTOR 1	SECTOR 2	LAP TIME	MPH	DIFF	TIME OF DAY
1 -	1:05.831	45.625	1:51.456	70.41	7.358	09:54:48.754
2 -	1:01.517	46.163	1:47.680	72.88	3.582	09:56:36.434
3 -	1:01.607	44.325	1:45.932 (3)	74.08	1.834	09:58:22.366
4 -	1:00.706	43.480	1:44.186 (2)	75.32	0.088	10:00:06.552
5 -	1:00.257	43.841	1:44.098 (1)	75.39		10:01:50.650

P14 104 A Alex ROBINSON (R)			Honda - Boa			
IDEAL LAP TIME : 1:44.933		BEST LAP TIME : 1:45.264		DIFFERENCE : 0.331		
LAP	SECTOR 1	SECTOR 2	LAP TIME	MPH	DIFF	TIME OF DAY
1 -	1:05.559	46.467	1:52.026	70.05	6.762	09:55:02.387
2 -	1:05.619	46.838	1:52.457	69.78	7.193	09:56:54.844
3 -	1:03.846	47.426	1:51.272	70.53	6.008	09:58:46.116
4 -	1:05.395	46.970	1:52.365	69.84	7.101	10:00:38.481
5 -	1:01.743	46.104	1:47.847 (3)	72.77	2.583	10:02:26.328
6 -	1:00.777	44.512	1:45.289 (2)	74.53	0.025	10:04:11.617
7 -	1:01.108	44.156	1:45.264 (1)	74.55		10:05:56.881

P15 624 A Matthew FEDRICK (R)			Yamaha - Matthew Fedrick farriers ltd			
IDEAL LAP TIME : 1:45.279		BEST LAP TIME : 1:45.279		DIFFERENCE : 0.000		
LAP	SECTOR 1	SECTOR 2	LAP TIME	MPH	DIFF	TIME OF DAY
1 -	1:07.242	47.675	1:54.917	68.29	9.638	09:55:15.521
2 -	1:04.778	48.634	1:53.412	69.19	8.133	09:57:08.933
3 -	1:05.723	48.245	1:53.968	68.86	8.689	09:59:02.901
4 -	1:01.490	45.940	1:47.430 (2)	73.05	2.151	10:00:50.331
5 -	1:05.812	45.279	1:51.091	70.64	5.812	10:02:41.422
6 -	1:00.818	44.461	1:45.279 (1)	74.54		10:04:26.701
7 -	1:02.133	45.849	1:47.982 (3)	72.67	2.703	10:06:14.683

P16 9 A Jack BEDNAREK (R)			Yamaha -			
IDEAL LAP TIME : 1:45.350		BEST LAP TIME : 1:45.770		DIFFERENCE : 0.420		
LAP	SECTOR 1	SECTOR 2	LAP TIME	MPH	DIFF	TIME OF DAY
1 -	1:05.360	44.635	1:49.995	71.34	4.225	09:54:41.894
2 -	1:04.008	43.993	1:48.001	72.66	2.231	09:56:29.895
3 -	1:02.494	43.600	1:46.094 (2)	73.97	0.324	09:58:15.989
4 -	1:02.686	44.377	1:47.063	73.30	1.293	10:00:03.052
5 -	1:02.089	44.848	1:46.937	73.38	1.167	10:01:49.989
6 -	1:02.509	43.261	1:45.770 (1)	74.19		10:03:35.759
7 -	1:02.544	43.550	1:46.094 (2)	73.97	0.324	10:05:21.853

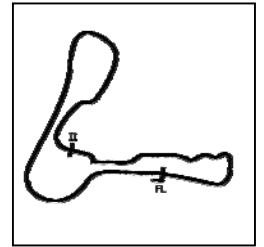
Weather / Track : Bright / Dry

Cadwell Park
Circuit Length = 2.1800 miles
Start: 09:52 Flag 10:05 End: 10:07

BMCRC - MRO Championships 2019 - Rnd 7 @ Cadwell Park

BMCRC Thunderbike Sport

QUALIFYING - SECTOR ANALYSIS



SECTOR 1 = FL to I1, SECTOR 2 = I1 to FL, DIFF = Difference To Personal Best Lap, P = Crossed Finish Line in Pit Lane, D = Time Disallowed

P17 13 C Wii GREEN			Suzuki - Faith Fueled Racing			
IDEAL LAP TIME : 1:45.027		BEST LAP TIME : 1:45.857		DIFFERENCE : 0.830		
LAP	SECTOR 1	SECTOR 2	LAP TIME	MPH	DIFF	TIME OF DAY
1 -	1:07.841	47.240	1:55.081	68.19	9.224	09:55:16.832
2 -	1:02.327	47.286	1:49.613	71.59	3.756	09:57:06.445
3 -	1:00.851	45.006	1:45.857 (1)	74.13		09:58:52.302
4 -	1:00.367	46.189	1:46.556	73.65	0.699	10:00:38.858
5 -	1:01.477	45.872	1:47.349	73.10	1.492	10:02:26.207
6 -	1:01.367	44.660	1:46.027 (2)	74.01	0.170	10:04:12.234
7 -	1:01.000	45.533	1:46.533 (3)	73.66	0.676	10:05:58.767

P18 56 B Jason SOILLEUX			Ducati -			
IDEAL LAP TIME : 1:46.110		BEST LAP TIME : 1:46.405		DIFFERENCE : 0.295		
LAP	SECTOR 1	SECTOR 2	LAP TIME	MPH	DIFF	TIME OF DAY
1 -	1:05.953	46.342	1:52.295	69.88	5.890	09:54:46.352
2 -	1:03.510	46.027	1:49.537	71.64	3.132	09:56:35.889
3 -	1:01.677	44.728	1:46.405 (1)	73.75		09:58:22.294
4 -	1:02.030	44.906	1:46.936 (3)	73.39	0.531	10:00:09.230
5 -	1:01.382	45.169	1:46.551 (2)	73.65	0.146	10:01:55.781
6 -	1:04.502	46.362	1:50.864	70.79	4.459	10:03:46.645

P19 171 C Colin CLUNE			Suzuki -			
IDEAL LAP TIME : 1:46.040		BEST LAP TIME : 1:46.525		DIFFERENCE : 0.485		
LAP	SECTOR 1	SECTOR 2	LAP TIME	MPH	DIFF	TIME OF DAY
1 -	1:03.332	45.701	1:49.033	71.97	2.508	09:54:54.814
2 -	1:02.527	44.979	1:47.506	73.00	0.981	09:56:42.320
3 -	1:01.851	44.674	1:46.525 (1)	73.67		09:58:28.845
4 -	1:01.557	45.747	1:47.304 (3)	73.13	0.779	10:00:16.149
5 -	1:03.165	45.606	1:48.771	72.15	2.246	10:02:04.920
6 -	1:01.366	48.772	1:50.138	71.25	3.613	10:03:55.058
7 -	1:02.097	45.139	1:47.236 (2)	73.18	0.711	10:05:42.294

P20 85 B Andrew KITE			Ducati - Red Rebel Racing			
IDEAL LAP TIME : 1:46.595		BEST LAP TIME : 1:46.595		DIFFERENCE : 0.000		
LAP	SECTOR 1	SECTOR 2	LAP TIME	MPH	DIFF	TIME OF DAY
1 -	1:07.347	48.967	1:56.314	67.47	9.719	09:55:01.714
2 -	1:05.385	47.006	1:52.391	69.82	5.796	09:56:54.105
3 -	1:04.362	47.294	1:51.656 (3)	70.28	5.061	09:58:45.761
4 -	1:06.049	47.864	1:53.913	68.89	7.318	10:00:39.674
5 -	1:04.508	47.297	1:51.805	70.19	5.210	10:02:31.479
6 -	1:03.341	47.484	1:50.825 (2)	70.81	4.230	10:04:22.304
7 -	1:01.469	45.126	1:46.595 (1)	73.62		10:06:08.899

P21 191 C James SEATH			Kawasaki - Ovenden Earthmoving			
IDEAL LAP TIME : 1:46.672		BEST LAP TIME : 1:46.672		DIFFERENCE : 0.000		
LAP	SECTOR 1	SECTOR 2	LAP TIME	MPH	DIFF	TIME OF DAY
1 -	1:04.135	47.630	1:51.765	70.21	5.093	09:54:54.165
2 -	1:12.349	46.090	1:58.439	66.26	11.767	09:56:52.604
3 -	1:05.176	47.582	1:52.758	69.60	6.086	09:58:45.362
4 -	1:04.717	46.158	1:50.875	70.78	4.203	10:00:36.237
5 -	1:03.140	45.588	1:48.728 (3)	72.18	2.056	10:02:24.965
6 -	1:02.456	45.794	1:48.250 (2)	72.49	1.578	10:04:13.215
7 -	1:01.461	45.211	1:46.672 (1)	73.57		10:05:59.887

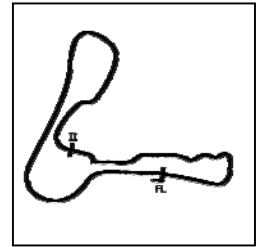
Weather / Track : Bright / Dry

Cadwell Park
Circuit Length = 2.1800 miles
Start: 09:52 Flag 10:05 End: 10:07

BMCRC - MRO Championships 2019 - Rnd 7 @ Cadwell Park

BMCRC Thunderbike Sport

QUALIFYING - SECTOR ANALYSIS



SECTOR 1 = FL to I1, SECTOR 2 = I1 to FL, DIFF = Difference To Personal Best Lap, P = Crossed Finish Line in Pit Lane, D = Time Disallowed

P22 45 B Tom STEVENS			Susuki -			
IDEAL LAP TIME : 1:46.078		BEST LAP TIME : 1:46.923		DIFFERENCE : 0.845		
LAP	SECTOR 1	SECTOR 2	LAP TIME	MPH	DIFF	TIME OF DAY
1 -	1:04.219	48.671	1:52.890	69.51	5.967	09:55:09.893
2 -	1:02.700	44.740	1:47.440 (3)	73.04	0.517	09:56:57.333
3 -	1:01.746	47.100	1:48.846	72.10	1.923	09:58:46.179
4 -	1:04.388	46.325	1:50.713	70.88	3.790	10:00:36.892
5 -	1:02.094	45.260	1:47.354 (2)	73.10	0.431	10:02:24.246
6 -	1:01.338	45.585	1:46.923 (1)	73.39		10:04:11.169
7 -	1:01.842	45.868	1:47.710	72.86	0.787	10:05:58.879

P23 90 C Edward WATSON			Yamaha - Motorsportdays.com TEA Time Racing			
IDEAL LAP TIME : 1:46.565		BEST LAP TIME : 1:47.236		DIFFERENCE : 0.671		
LAP	SECTOR 1	SECTOR 2	LAP TIME	MPH	DIFF	TIME OF DAY
1 -	1:08.847	48.675	1:57.522	66.77	10.286	09:55:29.145
2 -	1:02.342	46.767	1:49.109	71.92	1.873	09:57:18.254
3 -	1:01.506	48.191	1:49.697	71.54	2.461	09:59:07.951
4 -	1:03.313	47.542	1:50.855	70.79	3.619	10:00:58.806
5 -	1:01.873	46.237	1:48.110 (3)	72.59	0.874	10:02:46.916
6 -	1:01.487	46.321	1:47.808 (2)	72.79	0.572	10:04:34.724
7 -	1:02.158	45.078	1:47.236 (1)	73.18		10:06:21.960

P24 185 B James ROBINSON			Kawasaki - claire palastanga ceramics			
IDEAL LAP TIME : 1:48.338		BEST LAP TIME : 1:48.338		DIFFERENCE : 0.000		
LAP	SECTOR 1	SECTOR 2	LAP TIME	MPH	DIFF	TIME OF DAY
1 -	1:10.809	48.296	1:59.105	65.89	10.767	09:55:12.379
2 -	1:07.672	48.408	1:56.080	67.60	7.742	09:57:08.459
3 -	1:05.883	48.987	1:54.870	68.32	6.532	09:59:03.329
4 -	1:03.482	45.962	1:49.444 (2)	71.70	1.106	10:00:52.773
5 -	1:04.085	47.055	1:51.140 (3)	70.61	2.802	10:02:43.913
6 -	1:02.503	45.835	1:48.338 (1)	72.44		10:04:32.251

P25 0 C Luke STANLEY			Yamaha - Urban Race Tribe			
IDEAL LAP TIME : 1:49.085		BEST LAP TIME : 1:49.302		DIFFERENCE : 0.217		
LAP	SECTOR 1	SECTOR 2	LAP TIME	MPH	DIFF	TIME OF DAY
1 -	1:06.112	47.918	1:54.030	68.82	4.728	09:55:11.481
2 -	1:05.988	45.797	1:51.785	70.20	2.483	09:57:03.266
3 -	1:04.479	45.575	1:50.054	71.31	0.752	09:58:53.320
4 -	1:03.893	45.525	1:49.418 (3)	71.72	0.116	10:00:42.738
5 -	1:03.670	45.716	1:49.386 (2)	71.74	0.084	10:02:32.124
6 -	1:04.458	46.875	1:51.333	70.49	2.031	10:04:23.457
7 -	1:03.887	45.415	1:49.302 (1)	71.80		10:06:12.759

P26 46 B Jeff MORRIS			Suzuki -			
IDEAL LAP TIME : 1:48.906		BEST LAP TIME : 1:49.449		DIFFERENCE : 0.543		
LAP	SECTOR 1	SECTOR 2	LAP TIME	MPH	DIFF	TIME OF DAY
1 -	1:05.109	46.733	1:51.842	70.17	2.393	09:55:02.916
2 -	1:04.415	47.287	1:51.702	70.25	2.253	09:56:54.618
3 -	1:03.377	47.308	1:50.685 (2)	70.90	1.236	09:58:45.303
4 -	1:04.283	46.820	1:51.103 (3)	70.63	1.654	10:00:36.406
5 -	1:03.186	46.263	1:49.449 (1)	71.70		10:02:25.855

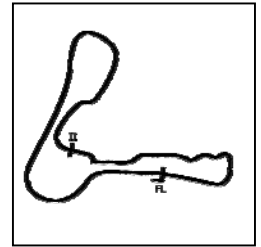
Weather / Track : Bright / Dry

Cadwell Park
Circuit Length = 2.1800 miles
Start: 09:52 Flag 10:05 End: 10:07

BMCRC - MRO Championships 2019 - Rnd 7 @ Cadwell Park

BMCRC Thunderbike Sport

QUALIFYING - SECTOR ANALYSIS



SECTOR 1 = FL to I1, SECTOR 2 = I1 to FL, DIFF = Difference To Personal Best Lap, P = Crossed Finish Line in Pit Lane, D = Time Disallowed

P27 606 A		Jake ANDERTON (R)		Honda - CurrentElec Limited		
IDEAL LAP TIME : 1:49.506		BEST LAP TIME : 1:49.530		DIFFERENCE : 0.024		
LAP	SECTOR 1	SECTOR 2	LAP TIME	MPH	DIFF	TIME OF DAY
1 -	1:05.486	47.024	1:52.510	69.75	2.980	09:54:45.461
2 -	1:04.036	46.735	1:50.771 (3)	70.84	1.241	09:56:36.232
3 -	1:02.799	46.731	1:49.530 (1)	71.65		09:58:25.762
4 -	1:02.937	46.906	1:49.843 (2)	71.44	0.313	10:00:15.605
5 -	1:04.073	46.850	1:50.923	70.75	1.393	10:02:06.528
6 -	1:02.875	50.248	1:53.123	69.37	3.593	10:03:59.651
7 -	1:04.122	46.707	1:50.829	70.81	1.299	10:05:50.480

P28 42 A		Christopher JOHNSON (R)		Kawasaki -		
IDEAL LAP TIME : 1:49.544		BEST LAP TIME : 1:49.544		DIFFERENCE : 0.000		
LAP	SECTOR 1	SECTOR 2	LAP TIME	MPH	DIFF	TIME OF DAY
1 -	1:07.438	51.182	1:58.620	66.16	9.076	09:55:24.190
2 -	1:03.524	46.020	1:49.544 (1)	71.64		09:57:13.734
3 -	1:05.511	46.537	1:52.048 (2)	70.04	2.504	09:59:05.782
4 -	1:06.467	48.749	1:55.216	68.11	5.672	10:01:00.998
5 -	1:06.895	47.867	1:54.762	68.38	5.218	10:02:55.760
6 -	1:03.635	48.781	1:52.416 (3)	69.81	2.872	10:04:48.176
7 -	1:05.575	50.357	1:55.932	67.69	6.388	10:06:44.108

P29 101 A		Glen TRIPP (R)		Honda - yaki too racing		
IDEAL LAP TIME : 1:51.128		BEST LAP TIME : 1:51.128		DIFFERENCE : 0.000		
LAP	SECTOR 1	SECTOR 2	LAP TIME	MPH	DIFF	TIME OF DAY
1 -	1:10.393	49.281	1:59.674	65.57	8.546	09:55:11.613
2 -	1:06.537	47.009	1:53.546	69.11	2.418	09:57:05.159
3 -	1:04.758	47.144	1:51.902 (2)	70.13	0.774	09:58:57.061
4 -	1:05.209	47.862	1:53.071 (3)	69.40	1.943	10:00:50.132
5 -	1:06.440	46.994	1:53.434	69.18	2.306	10:02:43.566
6 -	1:04.439	46.689	1:51.128 (1)	70.62		10:04:34.694
7 -	1:04.872	49.956	1:54.828	68.34	3.700	10:06:29.522

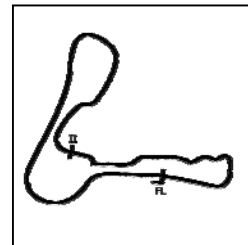
P30 159 C		Benn RIDGWELL		Suzuki - Ridgely Racing		
IDEAL LAP TIME : 1:51.318		BEST LAP TIME : 1:51.346		DIFFERENCE : 0.028		
LAP	SECTOR 1	SECTOR 2	LAP TIME	MPH	DIFF	TIME OF DAY
1 -	1:05.556	47.224	1:52.780 (2)	69.58	1.434	09:54:50.908
2 -	1:04.094	47.252	1:51.346 (1)	70.48		09:56:42.254
3 -	1:04.695	48.213	1:52.908 (3)	69.50	1.562	09:58:35.162
4 -	1:05.400	47.856	1:53.256	69.29	1.910	10:00:28.418

P31 66 B		Mark SMITH		Yamaha - MHP EXHAUST'S		
IDEAL LAP TIME : 1:51.589		BEST LAP TIME : 1:51.589		DIFFERENCE : 0.000		
LAP	SECTOR 1	SECTOR 2	LAP TIME	MPH	DIFF	TIME OF DAY
1 -	1:08.579	48.624	1:57.203	66.96	5.614	09:54:57.607
2 -	1:05.661	47.518	1:53.179 (3)	69.34	1.590	09:56:50.786
3 -	1:06.365	48.024	1:54.389	68.60	2.800	09:58:45.175
4 -	1:06.025	47.255	1:53.280	69.28	1.691	10:00:38.455
5 -	1:05.432	47.556	1:52.988 (2)	69.45	1.399	10:02:31.443
6 -	1:04.833	46.756	1:51.589 (1)	70.33		10:04:23.032
7 -	1:05.522	48.323	1:53.845	68.93	2.256	10:06:16.877

BMCRC - MRO Championships 2019 - Rnd 7 @ Cadwell Park

BMCRC Thunderbike Sport

QUALIFYING - SECTOR ANALYSIS



SECTOR 1 = FL to I1, SECTOR 2 = I1 to FL, DIFF = Difference To Personal Best Lap, P = Crossed Finish Line in Pit Lane, D = Time Disallowed

P32 40 A		Simon WILKINSON (R)		Suzuki - S P Wilkinson Engineering Ltd		
IDEAL LAP TIME : 1:51.982		BEST LAP TIME : 1:51.982		DIFFERENCE : 0.000		
LAP	SECTOR 1	SECTOR 2	LAP TIME	MPH	DIFF	TIME OF DAY
1 -	1:11.002	48.955	1:59.957	65.42	7.975	09:55:12.172
2 -	1:07.512	48.764	1:56.276	67.49	4.294	09:57:08.448
3 -	1:07.184	49.045	1:56.229	67.52	4.247	09:59:04.677
4 -	1:05.140	46.842	1:51.982 (1)	70.08		10:00:56.659
5 -	1:06.728	48.453	1:55.181 (2)	68.13	3.199	10:02:51.840
6 -	1:06.455	49.051	1:55.506 (3)	67.94	3.524	10:04:47.346
7 -	1:06.260	50.200	1:56.460	67.38	4.478	10:06:43.806

P33 33 A		Peter PARAPANOS (R)		Honda -		
IDEAL LAP TIME : 1:51.600		BEST LAP TIME : 1:52.025		DIFFERENCE : 0.425		
LAP	SECTOR 1	SECTOR 2	LAP TIME	MPH	DIFF	TIME OF DAY
1 -	1:09.782	48.567	1:58.349	66.31	6.324	09:55:18.990
2 -	1:05.761	47.980	1:53.741	68.99	1.716	09:57:12.731
3 -	1:05.289	47.926	1:53.215 (3)	69.32	1.190	09:59:05.946
4 -	1:06.049	47.863	1:53.912	68.89	1.887	10:00:59.858
5 -	1:04.498	47.962	1:52.460 (2)	69.78	0.435	10:02:52.318
6 -	1:15.191	47.390	2:02.581	64.02	10.556	10:04:54.899
7 -	1:04.923	47.102	1:52.025 (1)	70.05		10:06:46.924

P34 53 A		Tim BANWELL (R)		Yamaha -		
IDEAL LAP TIME : 1:51.568		BEST LAP TIME : 1:52.209		DIFFERENCE : 0.641		
LAP	SECTOR 1	SECTOR 2	LAP TIME	MPH	DIFF	TIME OF DAY
1 -	1:09.699	47.943	1:57.642	66.71	5.433	09:54:53.995
2 -	1:08.334	46.911	1:55.245	68.09	3.036	09:56:49.240
3 -	1:07.020	46.951	1:53.971	68.86	1.762	09:58:43.211
4 -	1:05.954	46.667	1:52.621 (3)	69.68	0.412	10:00:35.832
5 -	1:06.388	47.335	1:53.723	69.01	1.514	10:02:29.555
6 -	1:04.901	47.655	1:52.556 (2)	69.72	0.347	10:04:22.111
7 -	1:04.909	47.300	1:52.209 (1)	69.94		10:06:14.320

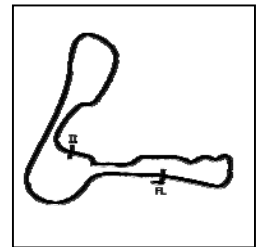
P35 22 C		Matthew MAY		Honda - Tliehurst Glass Racing		
IDEAL LAP TIME : 1:53.412		BEST LAP TIME : 1:53.412		DIFFERENCE : 0.000		
LAP	SECTOR 1	SECTOR 2	LAP TIME	MPH	DIFF	TIME OF DAY
1 -	1:11.372	51.212	2:02.584	64.02	9.172	09:55:09.652
2 -	1:08.081	49.679	1:57.760	66.64	4.348	09:57:07.412
3 -	1:06.650	48.733	1:55.383	68.01	1.971	09:59:02.795
4 -	1:05.956	47.456	1:53.412 (1)	69.19		10:00:56.207
5 -	1:06.764	47.974	1:54.738 (2)	68.39	1.326	10:02:50.945
6 -	1:06.987	48.382	1:55.369 (3)	68.02	1.957	10:04:46.314
7 -	1:07.059	50.481	1:57.540	66.76	4.128	10:06:43.854

P36 43 B		Colin HALL		NINJA 300 - simply saab		
IDEAL LAP TIME : 1:53.412		BEST LAP TIME : 1:53.412		DIFFERENCE : 0.000		
LAP	SECTOR 1	SECTOR 2	LAP TIME	MPH	DIFF	TIME OF DAY
1 -	1:08.281	48.325	1:56.606	67.30	3.194	09:55:14.026
2 -	1:06.606	49.867	1:56.473	67.38	3.061	09:57:10.499
3 -	1:06.723	48.523	1:55.246 (2)	68.09	1.834	09:59:05.745
4 -	1:08.965	52.292	2:01.257	64.72	7.845	10:01:07.002
5 -	1:06.119	47.293	1:53.412 (1)	69.19		10:03:00.414
6 -	1:08.063	47.884	1:55.947 (3)	67.68	2.535	10:04:56.361

BMCRC - MRO Championships 2019 - Rnd 7 @ Cadwell Park

BMCRC Thunderbike Sport

QUALIFYING - SECTOR ANALYSIS



SECTOR 1 = FL to I1, SECTOR 2 = I1 to FL, DIFF = Difference To Personal Best Lap, P = Crossed Finish Line in Pit Lane, D = Time Disallowed

P37 77 A Joe WHITE (R)			Kawasaki - Just In Graphics / MZ Contracts			
IDEAL LAP TIME : 1:52.881		BEST LAP TIME : 1:53.801		DIFFERENCE : 0.920		
LAP	SECTOR 1	SECTOR 2	LAP TIME	MPH	DIFF	TIME OF DAY
1 -	1:06.451	48.500	1:54.951	68.27	1.150	09:55:03.046
2 -	1:05.914	48.932	1:54.846	68.33	1.045	09:56:57.892
3 -	1:05.956	48.517	1:54.473 (2)	68.55	0.672	09:58:52.365
4 -	1:05.543	48.934	1:54.477 (3)	68.55	0.676	10:00:46.842
5 -	1:05.837	47.964	1:53.801 (1)	68.96		10:02:40.643
6 -	1:05.464	51.987	1:57.451	66.81	3.650	10:04:38.094
7 -	1:04.917	51.216	1:56.133	67.57	2.332	10:06:34.227

P38 143 C Robert DAVIE			Suzuki -			
IDEAL LAP TIME : 1:53.617		BEST LAP TIME : 1:54.578		DIFFERENCE : 0.961		
LAP	SECTOR 1	SECTOR 2	LAP TIME	MPH	DIFF	TIME OF DAY
1 -	1:10.323	52.613	2:02.936	63.83	8.358	09:55:11.315
2 -	1:07.511	49.445	1:56.956	67.10	2.378	09:57:08.271
3 -	1:06.967	49.317	1:56.284	67.49	1.706	09:59:04.555
4 -	1:06.391	48.189	1:54.580 (2)	68.49	0.002	10:00:59.135
5 -	1:05.735	48.843	1:54.578 (1)	68.49		10:02:53.713
6 -	1:05.428	50.124	1:55.552 (3)	67.91	0.974	10:04:49.265

P39 126 B Damien LECHAUVE			Suzuki -			
IDEAL LAP TIME : 1:54.478		BEST LAP TIME : 1:54.796		DIFFERENCE : 0.318		
LAP	SECTOR 1	SECTOR 2	LAP TIME	MPH	DIFF	TIME OF DAY
1 -	1:10.042	48.561	1:58.603	66.17	3.807	09:55:17.960
2 -	1:05.917	48.879	1:54.796 (1)	68.36		09:57:12.756
3 -	1:06.109	49.235	1:55.344 (3)	68.04	0.548	09:59:08.100
4 -	1:06.157	48.866	1:55.023 (2)	68.23	0.227	10:01:03.123
5 -	1:06.929	49.505	1:56.434	67.40	1.638	10:02:59.557

P40 50 C Adam RIDGWELL			Suzuki - Ridgely Racing			
IDEAL LAP TIME : 1:55.331		BEST LAP TIME : 1:56.035		DIFFERENCE : 0.704		
LAP	SECTOR 1	SECTOR 2	LAP TIME	MPH	DIFF	TIME OF DAY
1 -	1:07.647	48.894	1:56.541 (3)	67.34	0.506	09:55:00.980
2 -	1:07.642	48.393	1:56.035 (1)	67.63		09:56:57.015
3 -	1:06.938	49.280	1:56.218 (2)	67.52	0.183	09:58:53.233
4 -	1:07.361	49.188	1:56.549	67.33	0.514	10:00:49.782
5 -	1:08.423	49.111	1:57.534	66.77	1.499	10:02:47.316
6 -	1:07.665	49.263	1:56.928	67.11	0.893	10:04:44.244
7 -	1:08.751	49.643	1:58.394	66.28	2.359	10:06:42.638

P41 122 B Paul WILSON			NINJA 300 -			
IDEAL LAP TIME : 1:57.451		BEST LAP TIME : 1:57.804		DIFFERENCE : 0.353		
LAP	SECTOR 1	SECTOR 2	LAP TIME	MPH	DIFF	TIME OF DAY
1 -	1:11.594	50.874	2:02.468 (3)	64.08	4.664	09:55:30.237
2 -	1:10.501	49.128	1:59.629 (2)	65.60	1.825	09:57:29.866
3 -	1:08.323	49.481	1:57.804 (1)	66.61		09:59:27.670

P42 526 C Michael ARMANI			Honda -			
IDEAL LAP TIME : 2:03.141		BEST LAP TIME : 2:03.141		DIFFERENCE : 0.000		
LAP	SECTOR 1	SECTOR 2	LAP TIME	MPH	DIFF	TIME OF DAY
1 -	1:14.834	54.115	2:08.949 (3)	60.86	5.808	09:55:29.112
2 -	1:15.548	55.522	2:11.070	59.87	7.929	09:57:40.182
3 -	1:12.895	52.897	2:05.792 (2)	62.38	2.651	09:59:45.974
4 -	1:11.373	51.768	2:03.141 (1)	63.73		10:01:49.115

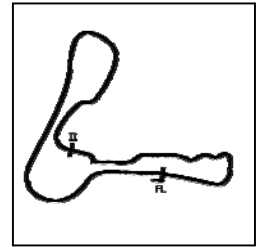
Weather / Track : Bright / Dry

Cadwell Park
Circuit Length = 2.1800 miles
Start: 09:52 Flag 10:05 End: 10:07

BMCRC - MRO Championships 2019 - Rnd 7 @ Cadwell Park

BMCRC Thunderbike Sport

QUALIFYING - SECTOR ANALYSIS



SECTOR 1 = FL to I1, SECTOR 2 = I1 to FL, DIFF = Difference To Personal Best Lap, P = Crossed Finish Line in Pit Lane, D = Time Disallowed

P43 70 A		Vanessa GILLAM (R)		Suzuki - No More Straps		
IDEAL LAP TIME : 2:03.343		BEST LAP TIME : 2:04.350		DIFFERENCE : 1.007		
LAP	SECTOR 1	SECTOR 2	LAP TIME	MPH	DIFF	TIME OF DAY
1 -	1:14.960	52.747	2:07.707	61.45	3.357	09:55:32.823
2 -	1:13.153	55.544	2:08.697	60.98	4.347	09:57:41.520
3 -	1:14.796	51.449	2:06.245 (3)	62.16	1.895	09:59:47.765
4 -	1:11.894	52.456	2:04.350 (1)	63.11		10:01:52.115
5 -	1:13.679	56.302	2:09.981	60.37	5.631	10:04:02.096
6 -	1:12.607	51.947	2:04.554 (2)	63.00	0.204	10:06:06.650

P44 20 A		Steve MALE (R)		Suzuki - ATB Racing		
IDEAL LAP TIME : 2:11.431		BEST LAP TIME : 2:13.047		DIFFERENCE : 1.616		
LAP	SECTOR 1	SECTOR 2	LAP TIME	MPH	DIFF	TIME OF DAY
1 -	1:18.526	56.205	2:14.731	58.24	1.684	09:55:26.284
2 -	1:17.846	56.409	2:14.255	58.45	1.208	09:57:40.539
3 -	1:18.647	55.126	2:13.773 (3)	58.66	0.726	09:59:54.312
4 -	1:18.125	56.350	2:14.475	58.36	1.428	10:02:08.787
5 -	1:16.836	56.730	2:13.566 (2)	58.75	0.519	10:04:22.353
6 -	1:16.305	56.742	2:13.047 (1)	58.98		10:06:35.400

BMCRC - MRO Championships 2019 - Rnd 7 @ Cadwell Park

BMCRC Thunderbike Sport

QUALIFYING - BEST SECTORS

SECTOR 1			SECTOR 2			IDEAL / BEST COMPARISON						
POS	NO	NAME	TIME	NO	NAME	TIME	POS	NO	NAME	IDEAL	BEST	DIFF
									PERFECT LAP	1:37.214		
1	74	SINGLETON	56.292	74	SINGLETON	40.922	1	74	SINGLETON	1:37.214	1:37.593	0.379
2	47	WATSON	56.687	961	SIM	41.642	2	47	WATSON	1:38.408	1:38.408	0.000
3	961	SIM	57.615	47	WATSON	41.721	3	961	SIM	1:39.257	1:39.272	0.015
4	93	WALLIS	59.072	148	WELSH	42.862	4	93	WALLIS	1:42.053	1:42.293	0.240
5	148	WELSH	59.221	17	DOWNES (R)	42.977	5	148	WELSH	1:42.083	1:42.130	0.047
6	54	JAMISON	59.257	93	WALLIS	42.981	6	54	JAMISON	1:42.243	1:42.728	0.485
7	17	DOWNES (R)	59.466	54	JAMISON	42.986	7	17	DOWNES (R)	1:42.443	1:42.625	0.182
8	208	NELSON	59.475	48	WALLIS	43.187	8	48	WALLIS	1:42.964	1:43.183	0.219
9	48	WALLIS	59.777	44	ROBINSON (R)	43.229	9	208	NELSON	1:43.109	1:43.109	0.000
10	44	ROBINSON (R)	1:00.089	9	BEDNAREK (R)	43.261	10	44	ROBINSON (R)	1:43.318	1:43.388	0.070
11	331	QUAYLE	1:00.153	84	BRANCO	43.419	11	84	BRANCO	1:43.675	1:43.675	0.000
12	84	BRANCO	1:00.256	81	MAY	43.480	12	81	MAY	1:43.737	1:44.098	0.361
13	81	MAY	1:00.257	208	NELSON	43.634	13	331	QUAYLE	1:43.953	1:43.953	0.000
14	13	GREEN	1:00.367	331	QUAYLE	43.800	14	104	ROBINSON (R)	1:44.933	1:45.264	0.331
15	104	ROBINSON (R)	1:00.777	104	ROBINSON (R)	44.156	15	13	GREEN	1:45.027	1:45.857	0.830
16	624	FEDRICK (R)	1:00.818	624	FEDRICK (R)	44.461	16	624	FEDRICK (R)	1:45.279	1:45.279	0.000
17	45	STEVENS	1:01.338	13	GREEN	44.660	17	9	BEDNAREK (R)	1:45.350	1:45.770	0.420
18	171	CLUNE	1:01.366	171	CLUNE	44.674	18	171	CLUNE	1:46.040	1:46.525	0.485
19	56	SOILLEUX	1:01.382	56	SOILLEUX	44.728	19	45	STEVENS	1:46.078	1:46.923	0.845
20	191	SEATH	1:01.461	90	STEVENS	44.740	20	56	SOILLEUX	1:46.110	1:46.405	0.295
21	85	KITE	1:01.469	40	WATSON	45.078	21	90	WATSON	1:46.565	1:47.236	0.671
22	90	WATSON	1:01.487	85	KITE	45.126	22	85	KITE	1:46.595	1:46.595	0.000
23	9	BEDNAREK (R)	1:02.089	191	SEATH	45.211	23	191	SEATH	1:46.672	1:46.672	0.000
24	185	ROBINSON	1:02.503	0	STANLEY	45.415	24	185	ROBINSON	1:48.338	1:48.338	0.000
25	46	MORRIS	1:02.643	185	ROBINSON	45.835	25	46	MORRIS	1:48.906	1:49.449	0.543
26	606	ANDERTON (R)	1:02.799	42	JOHNSON (R)	46.020	26	0	STANLEY	1:49.085	1:49.302	0.217
27	42	JOHNSON (R)	1:03.524	46	MORRIS	46.263	27	606	ANDERTON (R)	1:49.506	1:49.530	0.024
28	0	STANLEY	1:03.670	53	BANWELL (R)	46.667	28	42	JOHNSON (R)	1:49.544	1:49.544	0.000
29	159	RIDGWELL	1:04.094	101	TRIPP (R)	46.689	29	101	TRIPP (R)	1:51.128	1:51.128	0.000
30	101	TRIPP (R)	1:04.439	606	ANDERTON (R)	46.707	30	159	RIDGWELL	1:51.318	1:51.346	0.028
31	33	PARAPANOS (R)	1:04.498	66	SMITH	46.756	31	53	BANWELL (R)	1:51.568	1:52.209	0.641
32	66	SMITH	1:04.833	40	WILKINSON (R)	46.842	32	66	SMITH	1:51.589	1:51.589	0.000
33	53	BANWELL (R)	1:04.901	33	PARAPANOS (R)	47.102	33	33	PARAPANOS (R)	1:51.600	1:52.025	0.425
34	77	WHITE (R)	1:04.917	159	RIDGWELL	47.224	34	40	WILKINSON (R)	1:51.982	1:51.982	0.000
35	40	WILKINSON (R)	1:05.140	43	HALL	47.293	35	77	WHITE (R)	1:52.881	1:53.801	0.920
36	143	DAVIE	1:05.428	22	MAY	47.456	36	22	MAY	1:53.412	1:53.412	0.000
37	126	LECHAUVE	1:05.917	77	WHITE (R)	47.964	37	43	HALL	1:53.412	1:53.412	0.000
38	22	MAY	1:05.956	143	DAVIE	48.189	38	143	DAVIE	1:53.617	1:54.578	0.961
39	43	HALL	1:06.119	50	RIDGWELL	48.393	39	126	LECHAUVE	1:54.478	1:54.796	0.318
40	50	RIDGWELL	1:06.938	126	LECHAUVE	48.561	40	50	RIDGWELL	1:55.331	1:56.035	0.704
41	122	WILSON	1:08.323	122	WILSON	49.128	41	122	WILSON	1:57.451	1:57.804	0.353
42	526	ARMANI	1:11.373	70	GILLAM (R)	51.449	42	526	ARMANI	2:03.141	2:03.141	0.000
43	70	GILLAM (R)	1:11.894	526	ARMANI	51.768	43	70	GILLAM (R)	2:03.343	2:04.350	1.007
44	20	MALE (R)	1:16.305	20	MALE (R)	55.126	44	20	MALE (R)	2:11.431	2:13.047	1.616

Weather / Track : Bright / Dry

Cadwell Park

Circuit Length = 2.1800 miles

Start: 09:52 Flag 10:05 End: 10:07

Results can be found at www.tsl-timing.com

Printed - 10:18 Saturday, 03 August 2019

BMCRC - MRO Championships 2019 - Rnd 7 @ Cadwell Park

BMCRC Thunderbike Sport - A & B

RACE 4 - GRID (7 Laps)

ROW 11	31	82	Matt HINNELLS	1		1							
ROW 10		28	70	Vanessa GILLAM (R)	2:04.350	29	20	Steve MALE (R)	2:13.047	30	16	Geoff LANSDELL	
ROW 9	25	77	Joe WHITE (R)	1:53.801	26	126	Damien LECHAUVE	1:54.796	27	122	Paul WILSON	1:57.804	
ROW 8		22	33	Peter PARAPANOS (R)	1:52.025	23	53	Tim BANWELL (R)	1:52.209	24	43	Colin HALL	1:53.412
ROW 7	19	101	Glen TRIPP (R)	1:51.128	20	66	Mark SMITH	1:51.589	21	40	Simon WILKINSON (R)	1:51.982	
ROW 6		16	46	Jeff MORRIS	1:49.449	17	606	Jake ANDERTON (R)	1:49.530	18	42	Christopher JOHNSON (R)	1:49.544
ROW 5	13	85	Andrew KITE	1:46.595	14	45	Tom STEVENS	1:46.923	15	185	James ROBINSON	1:48.338	
ROW 4		10	624	Matthew FEDRICK (R)	1:45.279	11	9	Jack BEDNAREK (R)	1:45.770	12	56	Jason SOILLEUX	1:46.405
ROW 3	7	84	Ricardo BRANCO	1:43.675	8	81	Malvern MAY	1:44.098	9	104	Alex ROBINSON (R)	1:45.264	
ROW 2		4	17	Tommy DOWNES (R)	1:42.625	5	208	Adam NELSON	1:43.109	6	44	James ROBINSON (R)	1:43.388
ROW 1	1	74	Daniel SINGLETON	1:37.593	2	961	Jack SIM	1:39.272	3	93	Jack WALLIS	1:42.293	
			Pole										

Cadwell Park
Circuit Length = 2.1800 miles

These results are provisional until the conclusion of any judicial and technical matters.

Clerk Of Course :	Steward :	Timekeeper :

Results can be found at www.tsl-timing.com

Printed - 10:19 Saturday, 03 August 2019



BMCRC - MRO Championships 2019 - Rnd 7 @ Cadwell Park

BMCRC Thunderbike Sport - A & B

RACE 4 - CLASSIFICATION

POS	NO	CL	PIC NAME	ENTRY	LAPS	TIME	GAP	DIFF	MPH	BEST	ON
1	74	B	1 Daniel SINGLETON	Honda - Bambino Developments Racing	7	11:32.195			79.36	1:37.514	3
2	961	B	2 Jack SIM	Yamaha - Platform Lift Engineers Ltd	7	11:32.843	0.648	0.648	79.29	1:37.925	7
3	93	B	3 Jack WALLIS	Yamaha - Waiting Tyres RimTec	7	11:57.223	25.028	24.380	76.59	1:40.902	4
4	84	B	4 Ricardo BRANCO	Yamaha - IMP Racing	7	11:57.604	25.409	0.381	76.55	1:41.427	3
5	81	B	5 Malvern MAY	Honda -	7	12:04.121	31.926	6.517	75.86	1:41.497	4
6	17	A	1 Tommy DOWNES (R)	Suzuki - Ray Gnarley/ MoreMoto	7	12:04.539	32.344	0.418	75.82	1:42.323	3
7	44	A	2 James ROBINSON (R)	Honda - CurrentElec	7	12:21.047	48.852	16.508	74.13	1:42.803	4
8	45	B	6 Tom STEVENS	Suzuki -	7	12:22.091	49.896	1.044	74.02	1:43.968	2
9	9	A	3 Jack BEDNAREK (R)	Yamaha -	7	12:22.780	50.585	0.689	73.96	1:44.101	4
10	85	B	7 Andrew KITE	Ducati - Red Rebel Racing	7	12:42.027	1:09.832	19.247	72.09	1:45.269	7
11	56	B	8 Jason SOILLEUX	Ducati -	7	12:43.481	1:11.286	1.454	71.95	1:46.944	7
12	46	B	9 Jeff MORRIS	Suzuki -	7	12:44.356	1:12.161	0.875	71.87	1:46.632	7
13	606	A	4 Jake ANDERTON (R)	Honda - CurrentElec Limited	7	12:50.008	1:17.813	5.652	71.34	1:48.219	3
14	66	B	10 Mark SMITH	Yamaha - MHP EXHAUST S	7	12:56.128	1:23.933	6.120	70.78	1:48.933	2
15	53	A	5 Tim BANWELL (R)	Yamaha -	7	12:56.335	1:24.140	0.207	70.76	1:47.931	3
16	101	A	6 Glen TRIPP (R)	Honda - yaki too racing	7	13:08.070	1:35.875	11.735	69.71	1:50.003	5
17	33	A	7 Peter PARAPANOS (R)	Honda -	7	13:09.218	1:37.023	1.148	69.60	1:50.214	3
18	40	A	8 Simon WILKINSON (R)	Suzuki - S P Wilkinson Engineering Ltd	7	13:12.080	1:39.885	2.862	69.35	1:51.390	2
19	43	B	11 Colin HALL	NINJA 300 - simply saab	7	13:20.463	1:48.268	8.383	68.63	1:52.075	3
20	126	B	12 Damien LECHAUVE	Suzuki -	6	11:47.332	1 Lap	1 Lap	66.57	1:55.399	6
21	122	B	13 Paul WILSON	NINJA 300 -	6	12:04.152	1 Lap	16.820	65.02	1:58.543	5
22	526	A	9 Michael ARMANI (R)	Honda -	6	12:08.373	1 Lap	4.221	64.64	1:58.410	5
23	70	A	10 Vanessa GILLAM (R)	Suzuki - No More Straps	6	12:22.541	1 Lap	14.168	63.41	2:01.397	5
24	20	A	11 Steve MALE (R)	Suzuki - ATB Racing	6	13:22.857	1 Lap	1:00.316	58.65	2:11.164	3

NOT CLASSIFIED

DNF	104	A	Alex ROBINSON (R)	Honda - Boa	5	8:47.681	2 Laps	1 Lap	74.36	1:43.760	2
DNF	624	A	Matthew FEDRICK (R)	Yamaha - Matthew Fedrick farriers ltd	5	8:48.392	2 Laps	0.711	74.26	1:42.910	4
DNF	208	B	Adam NELSON	Ducati - Desmowerx	1	1:51.231	6 Laps	4 Laps	70.55		
DNF	16	A	Geoff LANSDELL	Suzuki - EPG Domestic	1	2:09.077	6 Laps	17.846	60.80		
DNF	77	A	Joe WHITE (R)	Kawasaki - Just In Graphics / MZ Contracts	0						

FASTEST LAP

74	B	Daniel SINGLETON	Honda - Bambino Developments Racing	3	1:37.514	80.48 mph	129.52 kph
17	A	Tommy DOWNES (R)	Suzuki - Ray Gnarley/ MoreMoto	3	1:42.323	76.69 mph	123.43 kph

Class B - 92.5% of Race Speed = 73.40 mph

Class A - 92.5% of Race Speed = 70.13 mph

Cadwell Park

Circuit Length = 2.1800 miles

Start: 13:29 Flag 13:41 End: 13:42

Weather / Track : Bright / Dry

These results are provisional until the conclusion of any judicial and technical matters.

Clerk Of Course :	Steward :	Timekeeper :
-------------------	-----------	--------------

Results can be found at www.tsl-timing.com

Printed - 13:50 Saturday, 03 August 2019



BMCRC - MRO Championships 2019 - Rnd 7 @ Cadwell Park

BMCRC Thunderbike Sport - A & B

RACE 4 - LAP CHART

LAP 1 @ 13:31:11.273

NO	BEHIND	LAP TIME
961		1:42.472
74	0.813	1:43.285
93	3.689	1:46.161
84	4.319	1:46.791
17	5.014	1:47.486
44	6.664	1:49.136
81	7.000	1:49.472
104	7.837	1:50.309
208	8.759	1:51.231
624	8.945	1:51.417
9	9.951	1:52.423
45	9.980	1:52.452
606	13.678	1:56.150
46	14.225	1:56.697
56	14.345	1:56.817
85	14.794	1:57.266
66	15.545	1:58.017
40	16.307	1:58.779
33	17.112	1:59.584
53	17.313	1:59.785
101	18.432	2:00.904
43	20.426	2:02.898
126	24.491	2:06.963
526	25.701	2:08.173
16	26.605	2:09.077
122	27.020	2:09.492
70	28.481	2:10.953
20	36.357	2:18.829

LAP 2 @ 13:32:49.315

NO	BEHIND	LAP TIME
961		1:38.042
74	0.306	1:37.535
93	7.631	1:41.984
84	7.746	1:41.469
17	9.444	1:42.472
81	11.674	1:42.716
104	13.555	1:43.760
624	15.035	1:44.132
45	15.906	1:43.968
44	16.133	1:47.511
9	16.595	1:44.686
56	24.280	1:47.977
606	24.692	1:49.056
46	25.282	1:49.099
85	25.492	1:48.740
66	26.436	1:48.933
40	29.655	1:51.390
33	29.846	1:50.776
53	30.179	1:50.908
101	31.615	1:51.225
43	34.897	1:52.513
126	42.592	1:56.143
122	47.951	1:58.973
526	48.886	2:01.227
70	52.251	2:01.812
20	1:12.032	2:13.717

LAP 3 @ 13:34:27.135

NO	BEHIND	LAP TIME
74		1:37.514

961	0.777	1:38.597
84	11.353	1:41.427
93	12.031	1:42.220
17	13.947	1:42.323
81	15.637	1:41.783
104	19.502	1:43.767
44	21.121	1:42.808
624	21.674	1:44.459
45	22.547	1:44.461
9	23.231	1:44.456
606	35.091	1:48.219
56	35.458	1:48.998
85	35.782	1:48.110
46	36.512	1:49.050
66	38.236	1:49.620
53	40.290	1:47.931
33	42.240	1:50.214
40	43.611	1:51.776
101	44.701	1:50.906
43	49.152	1:52.075
126	1:00.987	1:56.215
122	1:08.682	1:58.551
526	1:12.817	2:01.751
70	1:17.031	2:02.600

LAP 4 @ 13:36:05.121

NO	BEHIND	LAP TIME
74		1:37.986
961	1.622	1:38.831
20	1 Lap	2:11.164
93	14.947	1:40.902
84	15.094	1:41.727
17	18.291	1:42.330
81	19.148	1:41.497
104	25.680	1:44.164
44	25.938	1:42.803
624	26.598	1:42.910
45	28.650	1:44.089
9	29.346	1:44.101
56	44.954	1:47.482
606	45.880	1:48.775
85	46.206	1:48.410
46	46.947	1:48.421
66	49.769	1:49.519
53	51.148	1:48.844
33	55.852	1:51.598
40	58.008	1:52.383
101	58.184	1:51.469
43	1:03.241	1:52.075
126	1:19.138	1:56.137
122	1:29.952	1:59.256
526	1:34.120	1:59.289

LAP 5 @ 13:37:44.120

NO	BEHIND	LAP TIME
74		1:38.999
961	1.207	1:38.584
70	1 Lap	2:02.802
93	17.213	1:41.265
84	18.034	1:41.939
17	21.829	1:42.537
81	22.470	1:42.321
104	32.362	1:45.681
44	32.506	1:45.567

624	33.073	1:45.474
45	34.582	1:44.931
9	35.331	1:44.984
20	1 Lap	2:11.706
56	53.175	1:47.220
85	54.671	1:47.464
46	55.454	1:47.506
606	55.870	1:48.989
66	59.738	1:48.968
53	1:01.907	1:49.758
33	1:08.049	1:51.196
101	1:09.188	1:50.003
40	1:11.219	1:52.210
43	1:16.827	1:52.585
126	1:36.614	1:56.475

33	1:37.023	1:52.780
40	1:39.885	1:52.638
43	1:48.268	1:56.046
20	1 Lap	2:13.047

LAP 6 @ 13:39:22.849

NO	BEHIND	LAP TIME
74		1:38.729
961	0.870	1:38.392
122	1 Lap	1:58.543
526	1 Lap	1:58.410
93	20.482	1:41.998
84	21.527	1:42.222
70	1 Lap	2:01.397
81	26.012	1:42.271
17	26.408	1:43.308
44	41.040	1:47.263
9	42.304	1:45.702
45	42.563	1:46.710
56	1:02.489	1:48.043
85	1:02.710	1:46.768
46	1:03.676	1:46.951
606	1:07.141	1:50.000
66	1:12.623	1:51.614
53	1:13.380	1:50.202
20	1 Lap	2:14.394
33	1:22.390	1:53.070
101	1:22.993	1:52.534
40	1:25.394	1:52.904
43	1:30.369	1:52.271

LAP 7 @ 13:41:00.996

NO	BEHIND	LAP TIME
74		1:38.147
961	0.648	1:37.925
126	1 Lap	1:55.399
93	25.028	1:42.693
84	25.409	1:42.029
81	31.926	1:44.061
122	1 Lap	1:59.337
17	32.344	1:44.083
526	1 Lap	1:59.523
44	48.852	1:45.959
45	49.896	1:45.480
70	1 Lap	2:02.977
9	50.585	1:46.428
85	1:09.832	1:45.269
56	1:11.286	1:46.944
46	1:12.161	1:46.632
606	1:17.813	1:48.819
66	1:23.933	1:49.457
53	1:24.140	1:48.907
101	1:35.875	1:51.029

Cadwell Park

Circuit Length = 2.1800 miles

Start: 13:29 Flag 13:41 End: 13:42

Weather / Track : Bright / Dry

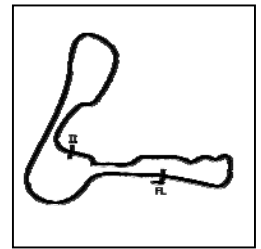
Results can be found at www.tsl-timing.com

Printed - 13:51 Saturday, 03 August 2019

BMCRC - MRO Championships 2019 - Rnd 7 @ Cadwell Park

BMCRC Thunderbike Sport - A & B

RACE 4 - SECTOR ANALYSIS



SECTOR 1 = FL to I1, SECTOR 2 = I1 to FL, DIFF = Difference To Personal Best Lap, P = Crossed Finish Line in Pit Lane, D = Time Disallowed

P1 74 B Daniel SINGLETON		Honda - Bambino Developments Racing				
IDEAL LAP TIME : 1:37.233		BEST LAP TIME : 1:37.514		DIFFERENCE : 0.281		
LAP	SECTOR 1	SECTOR 2	LAP TIME	MPH	DIFF	TIME OF DAY
1 -		41.300	1:43.285	75.98	5.771	13:31:12.086
2 -	56.437	41.098	1:37.535 (2)	80.46	0.021	13:32:49.621
3 -	56.625	40.889	1:37.514 (1)	80.48		13:34:27.135
4 -	56.344	41.642	1:37.986 (3)	80.09	0.472	13:36:05.121
5 -	56.540	42.459	1:38.999	79.27	1.485	13:37:44.120
6 -	57.278	41.451	1:38.729	79.49	1.215	13:39:22.849
7 -	56.829	41.318	1:38.147	79.96	0.633	13:41:00.996

P2 961 B Jack SIM		Yamaha - Platform Lift Engineers Ltd				
IDEAL LAP TIME : 1:37.718		BEST LAP TIME : 1:37.925		DIFFERENCE : 0.207		
LAP	SECTOR 1	SECTOR 2	LAP TIME	MPH	DIFF	TIME OF DAY
1 -		40.888	1:42.472	76.58	4.547	13:31:11.273
2 -	57.074	40.968	1:38.042 (2)	80.04	0.117	13:32:49.315
3 -	57.532	41.065	1:38.597	79.59	0.672	13:34:27.912
4 -	57.042	41.789	1:38.831	79.40	0.906	13:36:06.743
5 -	57.155	41.429	1:38.584	79.60	0.659	13:37:45.327
6 -	57.556	40.836	1:38.392 (3)	79.76	0.467	13:39:23.719
7 -	57.249	40.676	1:37.925 (1)	80.14		13:41:01.644

P3 93 B Jack WALLIS		Yamaha - Walling Tyres RimTec				
IDEAL LAP TIME : 1:40.607		BEST LAP TIME : 1:40.902		DIFFERENCE : 0.295		
LAP	SECTOR 1	SECTOR 2	LAP TIME	MPH	DIFF	TIME OF DAY
1 -		42.774	1:46.161	73.92	5.259	13:31:14.962
2 -	58.990	42.994	1:41.984 (3)	76.95	1.082	13:32:56.946
3 -	58.890	43.330	1:42.220	76.77	1.318	13:34:39.166
4 -	58.136	42.766	1:40.902 (1)	77.77		13:36:20.068
5 -	58.794	42.471	1:41.265 (2)	77.50	0.363	13:38:01.333
6 -	58.855	43.143	1:41.998	76.94	1.096	13:39:43.331
7 -	59.744	42.949	1:42.693	76.42	1.791	13:41:26.024

P4 84 B Ricardo BRANCO		Yamaha - IMP Racing				
IDEAL LAP TIME : 1:41.178		BEST LAP TIME : 1:41.427		DIFFERENCE : 0.249		
LAP	SECTOR 1	SECTOR 2	LAP TIME	MPH	DIFF	TIME OF DAY
1 -		42.994	1:46.791	73.48	5.364	13:31:15.592
2 -	58.717	42.752	1:41.469 (2)	77.34	0.042	13:32:57.061
3 -	58.749	42.678	1:41.427 (1)	77.37		13:34:38.488
4 -	58.500	43.227	1:41.727 (3)	77.14	0.300	13:36:20.215
5 -	59.109	42.830	1:41.939	76.98	0.512	13:38:02.154
6 -	58.908	43.314	1:42.222	76.77	0.795	13:39:44.376
7 -	59.060	42.969	1:42.029	76.91	0.602	13:41:26.405

P5 81 B Malvern MAY		Honda -				
IDEAL LAP TIME : 1:41.491		BEST LAP TIME : 1:41.497		DIFFERENCE : 0.006		
LAP	SECTOR 1	SECTOR 2	LAP TIME	MPH	DIFF	TIME OF DAY
1 -		43.581	1:49.472	71.69	7.975	13:31:18.273
2 -	59.541	43.175	1:42.716	76.40	1.219	13:33:00.989
3 -	58.830	42.953	1:41.783 (2)	77.10	0.286	13:34:42.772
4 -	58.673	42.824	1:41.497 (1)	77.32		13:36:24.269
5 -	59.503	42.818	1:42.321	76.70	0.824	13:38:06.590
6 -	59.069	43.202	1:42.271 (3)	76.73	0.774	13:39:48.861
7 -	59.501	44.560	1:44.061	75.41	2.564	13:41:32.922

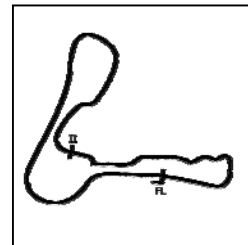
Weather / Track : Bright / Dry

Cadwell Park
Circuit Length = 2.1800 miles
Start: 13:29 Flag 13:41 End: 13:42

BMCRC - MRO Championships 2019 - Rnd 7 @ Cadwell Park

BMCRC Thunderbike Sport - A & B

RACE 4 - SECTOR ANALYSIS



SECTOR 1 = FL to I1, SECTOR 2 = I1 to FL, DIFF = Difference To Personal Best Lap, P = Crossed Finish Line in Pit Lane, D = Time Disallowed

P6 17 A Tommy DOWNES (R)		Suzuki - Ray Gnarley/ MoreMoto				
IDEAL LAP TIME : 1:42.029		BEST LAP TIME : 1:42.323		DIFFERENCE : 0.294		
LAP	SECTOR 1	SECTOR 2	LAP TIME	MPH	DIFF	TIME OF DAY
1 -		43.214	1:47.486	73.01	5.163	13:31:16.287
2 -	59.512	42.960	1:42.472 (3)	76.58	0.149	13:32:58.759
3 -	59.665	42.658	1:42.323 (1)	76.69		13:34:41.082
4 -	59.371	42.959	1:42.330 (2)	76.69	0.007	13:36:23.412
5 -	59.735	42.802	1:42.537	76.53	0.214	13:38:05.949
6 -	59.961	43.347	1:43.308	75.96	0.985	13:39:49.257
7 -	1:00.132	43.951	1:44.083	75.40	1.760	13:41:33.340

P7 44 A James ROBINSON (R)		Honda - CurrentElec				
IDEAL LAP TIME : 1:42.576		BEST LAP TIME : 1:42.803		DIFFERENCE : 0.227		
LAP	SECTOR 1	SECTOR 2	LAP TIME	MPH	DIFF	TIME OF DAY
1 -		43.612	1:49.136	71.91	6.333	13:31:17.937
2 -	1:04.268	43.243	1:47.511	72.99	4.708	13:33:05.448
3 -	59.447	43.361	1:42.808 (2)	76.33	0.005	13:34:48.256
4 -	59.333	43.470	1:42.803 (1)	76.34		13:36:31.059
5 -	1:01.647	43.920	1:45.567 (3)	74.34	2.764	13:38:16.626
6 -	1:01.339	45.924	1:47.263	73.16	4.460	13:40:03.889
7 -	1:01.722	44.237	1:45.959	74.06	3.156	13:41:49.848

P8 45 B Tom STEVENS		Susuki -				
IDEAL LAP TIME : 1:43.638		BEST LAP TIME : 1:43.968		DIFFERENCE : 0.330		
LAP	SECTOR 1	SECTOR 2	LAP TIME	MPH	DIFF	TIME OF DAY
1 -		45.139	1:52.452	69.79	8.484	13:31:21.253
2 -	1:00.452	43.516	1:43.968 (1)	75.48		13:33:05.221
3 -	1:00.122	44.339	1:44.461 (3)	75.12	0.493	13:34:49.682
4 -	1:00.329	43.760	1:44.089 (2)	75.39	0.121	13:36:33.771
5 -	1:00.430	44.501	1:44.931	74.79	0.963	13:38:18.702
6 -	1:01.120	45.590	1:46.710	73.54	2.742	13:40:05.412
7 -	1:00.451	45.029	1:45.480	74.40	1.512	13:41:50.892

P9 9 A Jack BEDNAREK (R)		Yamaha -				
IDEAL LAP TIME : 1:43.774		BEST LAP TIME : 1:44.101		DIFFERENCE : 0.327		
LAP	SECTOR 1	SECTOR 2	LAP TIME	MPH	DIFF	TIME OF DAY
1 -		44.860	1:52.423	69.80	8.322	13:31:21.224
2 -	1:00.921	43.765	1:44.686 (3)	74.96	0.585	13:33:05.910
3 -	1:00.678	43.778	1:44.456 (2)	75.13	0.355	13:34:50.366
4 -	1:01.005	43.096	1:44.101 (1)	75.38		13:36:34.467
5 -	1:01.370	43.614	1:44.984	74.75	0.883	13:38:19.451
6 -	1:01.646	44.056	1:45.702	74.24	1.601	13:40:05.153
7 -	1:01.321	45.107	1:46.428	73.74	2.327	13:41:51.581

P10 85 B Andrew KITE		Ducati - Red Rebel Racing				
IDEAL LAP TIME : 1:45.269		BEST LAP TIME : 1:45.269		DIFFERENCE : 0.000		
LAP	SECTOR 1	SECTOR 2	LAP TIME	MPH	DIFF	TIME OF DAY
1 -		46.727	1:57.266	66.92	11.997	13:31:26.067
2 -	1:02.621	46.119	1:48.740	72.17	3.471	13:33:14.807
3 -	1:01.768	46.342	1:48.110	72.59	2.841	13:35:02.917
4 -	1:02.448	45.962	1:48.410	72.39	3.141	13:36:51.327
5 -	1:01.975	45.489	1:47.464 (3)	73.02	2.195	13:38:38.791
6 -	1:01.823	44.945	1:46.768 (2)	73.50	1.499	13:40:25.559
7 -	1:00.499	44.770	1:45.269 (1)	74.55		13:42:10.828

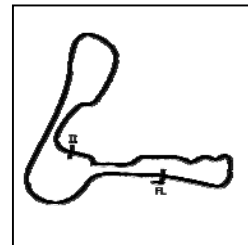
Weather / Track : Bright / Dry

Cadwell Park
Circuit Length = 2.1800 miles
Start: 13:29 Flag 13:41 End: 13:42

BMCRC - MRO Championships 2019 - Rnd 7 @ Cadwell Park

BMCRC Thunderbike Sport - A & B

RACE 4 - SECTOR ANALYSIS



SECTOR 1 = FL to I1, SECTOR 2 = I1 to FL, DIFF = Difference To Personal Best Lap, P = Crossed Finish Line in Pit Lane, D = Time Disallowed

P11 56 B Jason SOILLEUX		Ducati -				
IDEAL LAP TIME : 1:46.780		BEST LAP TIME : 1:46.944		DIFFERENCE : 0.164		
LAP	SECTOR 1	SECTOR 2	LAP TIME	MPH	DIFF	TIME OF DAY
1 -		48.706	1:56.817	67.18	9.873	13:31:25.618
2 -	1:02.018	45.959	1:47.977	72.68	1.033	13:33:13.595
3 -	1:02.524	46.474	1:48.998	72.00	2.054	13:35:02.593
4 -	1:02.049	45.433	1:47.482 (3)	73.01	0.538	13:36:50.075
5 -	1:01.765	45.455	1:47.220 (2)	73.19	0.276	13:38:37.295
6 -	1:02.848	45.195	1:48.043	72.63	1.099	13:40:25.338
7 -	1:01.929	45.015	1:46.944 (1)	73.38		13:42:12.282

P12 46 B Jeff MORRIS		Suzuki -				
IDEAL LAP TIME : 1:46.408		BEST LAP TIME : 1:46.632		DIFFERENCE : 0.224		
LAP	SECTOR 1	SECTOR 2	LAP TIME	MPH	DIFF	TIME OF DAY
1 -		46.504	1:56.697	67.25	10.065	13:31:25.498
2 -	1:02.725	46.374	1:49.099	71.93	2.467	13:33:14.597
3 -	1:02.362	46.688	1:49.050	71.96	2.418	13:35:03.647
4 -	1:02.029	46.392	1:48.421	72.38	1.789	13:36:52.068
5 -	1:01.998	45.508	1:47.506 (3)	73.00	0.874	13:38:39.574
6 -	1:01.686	45.265	1:46.951 (2)	73.38	0.319	13:40:26.525
7 -	1:01.143	45.489	1:46.632 (1)	73.59		13:42:13.157

P13 606 A Jake ANDERTON (R)		Honda - CurrentElec Limited				
IDEAL LAP TIME : 1:47.804		BEST LAP TIME : 1:48.219		DIFFERENCE : 0.415		
LAP	SECTOR 1	SECTOR 2	LAP TIME	MPH	DIFF	TIME OF DAY
1 -		46.374	1:56.150	67.56	7.931	13:31:24.951
2 -	1:02.499	46.557	1:49.056	71.96	0.837	13:33:14.007
3 -	1:01.430	46.789	1:48.219 (1)	72.52		13:35:02.226
4 -	1:02.252	46.523	1:48.775 (2)	72.14	0.556	13:36:51.001
5 -	1:02.017	46.972	1:48.989	72.00	0.770	13:38:39.990
6 -	1:03.151	46.849	1:50.000	71.34	1.781	13:40:29.990
7 -	1:02.424	46.395	1:48.819 (3)	72.12	0.600	13:42:18.809

P14 66 B Mark SMITH		Yamaha - MHP EXHAUST S				
IDEAL LAP TIME : 1:48.847		BEST LAP TIME : 1:48.933		DIFFERENCE : 0.086		
LAP	SECTOR 1	SECTOR 2	LAP TIME	MPH	DIFF	TIME OF DAY
1 -		46.373	1:58.017	66.49	9.084	13:31:26.818
2 -	1:02.842	46.091	1:48.933 (1)	72.04		13:33:15.751
3 -	1:03.073	46.547	1:49.620	71.59	0.687	13:35:05.371
4 -	1:03.493	46.026	1:49.519	71.65	0.586	13:36:54.890
5 -	1:02.821	46.147	1:48.968 (2)	72.02	0.035	13:38:43.858
6 -	1:03.510	48.104	1:51.614	70.31	2.681	13:40:35.472
7 -	1:03.346	46.111	1:49.457 (3)	71.70	0.524	13:42:24.929

P15 53 A Tim BANWELL (R)		Yamaha -				
IDEAL LAP TIME : 1:47.931		BEST LAP TIME : 1:47.931		DIFFERENCE : 0.000		
LAP	SECTOR 1	SECTOR 2	LAP TIME	MPH	DIFF	TIME OF DAY
1 -		46.403	1:59.785	65.51	11.854	13:31:28.586
2 -	1:04.201	46.707	1:50.908	70.76	2.977	13:33:19.494
3 -	1:02.829	45.102	1:47.931 (1)	72.71		13:35:07.425
4 -	1:03.123	45.721	1:48.844 (2)	72.10	0.913	13:36:56.269
5 -	1:02.986	46.772	1:49.758	71.50	1.827	13:38:46.027
6 -	1:03.759	46.443	1:50.202	71.21	2.271	13:40:36.229
7 -	1:03.005	45.902	1:48.907 (3)	72.06	0.976	13:42:25.136

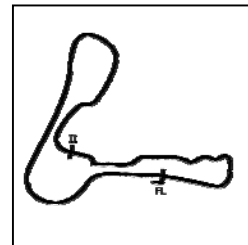
Weather / Track : Bright / Dry

Cadwell Park
Circuit Length = 2.1800 miles
Start: 13:29 Flag 13:41 End: 13:42

BMCRC - MRO Championships 2019 - Rnd 7 @ Cadwell Park

BMCRC Thunderbike Sport - A & B

RACE 4 - SECTOR ANALYSIS



SECTOR 1 = FL to I1, SECTOR 2 = I1 to FL, DIFF = Difference To Personal Best Lap, P = Crossed Finish Line in Pit Lane, D = Time Disallowed

P16 101 A Glen TRIPP (R)			Honda - yaki too racing			
IDEAL LAP TIME : 1:49.673		BEST LAP TIME : 1:50.003	DIFFERENCE : 0.330			
LAP	SECTOR 1	SECTOR 2	LAP TIME	MPH	DIFF	TIME OF DAY
1 -		47.701	2:00.904	64.91	10.901	13:31:29.705
2 -	1:04.407	46.818	1:51.225	70.56	1.222	13:33:20.930
3 -	1:03.836	47.070	1:50.906 (2)	70.76	0.903	13:35:11.836
4 -	1:04.925	46.544	1:51.469	70.40	1.466	13:37:03.305
5 -	1:04.166	45.837	1:50.003 (1)	71.34		13:38:53.308
6 -	1:05.252	47.282	1:52.534	69.73	2.531	13:40:45.842
7 -	1:04.899	46.130	1:51.029 (3)	70.68	1.026	13:42:36.871

P17 33 A Peter PARAPANOS (R)			Honda -			
IDEAL LAP TIME : 1:50.035		BEST LAP TIME : 1:50.214	DIFFERENCE : 0.179			
LAP	SECTOR 1	SECTOR 2	LAP TIME	MPH	DIFF	TIME OF DAY
1 -		46.916	1:59.584	65.62	9.370	13:31:28.385
2 -	1:04.293	46.483	1:50.776 (2)	70.84	0.562	13:33:19.161
3 -	1:03.552	46.662	1:50.214 (1)	71.20		13:35:09.375
4 -	1:04.223	47.375	1:51.598	70.32	1.384	13:37:00.973
5 -	1:04.080	47.116	1:51.196 (3)	70.57	0.982	13:38:52.169
6 -	1:05.921	47.149	1:53.070	69.40	2.856	13:40:45.239
7 -	1:05.208	47.572	1:52.780	69.58	2.566	13:42:38.019

P18 40 A Simon WILKINSON (R)			Suzuki - S P Wilkinson Engineering Ltd			
IDEAL LAP TIME : 1:50.954		BEST LAP TIME : 1:51.390	DIFFERENCE : 0.436			
LAP	SECTOR 1	SECTOR 2	LAP TIME	MPH	DIFF	TIME OF DAY
1 -		46.678	1:58.779	66.07	7.389	13:31:27.580
2 -	1:04.502	46.888	1:51.390 (1)	70.45		13:33:18.970
3 -	1:05.324	46.452	1:51.776 (2)	70.21	0.386	13:35:10.746
4 -	1:05.538	46.845	1:52.383	69.83	0.993	13:37:03.129
5 -	1:05.367	46.843	1:52.210 (3)	69.94	0.820	13:38:55.339
6 -	1:05.765	47.139	1:52.904	69.51	1.514	13:40:48.243
7 -	1:05.755	46.883	1:52.638	69.67	1.248	13:42:40.881

P19 43 B Colin HALL			NINJA 300 - simply saab			
IDEAL LAP TIME : 1:51.735		BEST LAP TIME : 1:52.075	DIFFERENCE : 0.340			
LAP	SECTOR 1	SECTOR 2	LAP TIME	MPH	DIFF	TIME OF DAY
1 -		47.111	2:02.898	63.85	10.823	13:31:31.699
2 -	1:05.981	46.532	1:52.513	69.75	0.438	13:33:24.212
3 -	1:05.287	46.788	1:52.075 (1)	70.02		13:35:16.287
4 -	1:05.627	46.448	1:52.075 (1)	70.02		13:37:08.362
5 -	1:05.959	46.626	1:52.585	69.70	0.510	13:39:00.947
6 -	1:05.674	46.597	1:52.271 (3)	69.90	0.196	13:40:53.218
7 -	1:06.187	49.859	1:56.046	67.62	3.971	13:42:49.264

P20 126 B Damien LECHAUVE			Suzuki -			
IDEAL LAP TIME : 1:55.377		BEST LAP TIME : 1:55.399	DIFFERENCE : 0.022			
LAP	SECTOR 1	SECTOR 2	LAP TIME	MPH	DIFF	TIME OF DAY
1 -		50.031	2:06.963	61.81	11.564	13:31:35.764
2 -	1:07.338	48.805	1:56.143 (3)	67.57	0.744	13:33:31.907
3 -	1:06.950	49.265	1:56.215	67.53	0.816	13:35:28.122
4 -	1:07.421	48.716	1:56.137 (2)	67.57	0.738	13:37:24.259
5 -	1:07.414	49.061	1:56.475	67.37	1.076	13:39:20.734
6 -	1:06.972	48.427	1:55.399 (1)	68.00		13:41:16.133

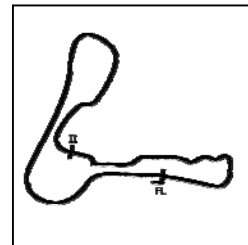
Weather / Track : Bright / Dry

Cadwell Park
Circuit Length = 2.1800 miles
Start: 13:29 Flag 13:41 End: 13:42

BMCRC - MRO Championships 2019 - Rnd 7 @ Cadwell Park

BMCRC Thunderbike Sport - A & B

RACE 4 - SECTOR ANALYSIS



SECTOR 1 = FL to I1, SECTOR 2 = I1 to FL, DIFF = Difference To Personal Best Lap, P = Crossed Finish Line in Pit Lane, D = Time Disallowed

P21 122 B Paul WILSON		NINJA 300 -				
IDEAL LAP TIME : 1:57.500		BEST LAP TIME : 1:58.543				
		DIFFERENCE : 1.043				
LAP	SECTOR 1	SECTOR 2	LAP TIME	MPH	DIFF	TIME OF DAY
1 -		51.992	2:09.492	60.60	10.949	13:31:38.293
2 -	1:09.515	49.458	1:58.973 (3)	65.96	0.430	13:33:37.266
3 -	1:08.042	50.509	1:58.551 (2)	66.19	0.008	13:35:35.817
4 -	1:09.757	49.499	1:59.256	65.80	0.713	13:37:35.073
5 -	1:08.249	50.294	1:58.543 (1)	66.20		13:39:33.616
6 -	1:08.879	50.458	1:59.337	65.76	0.794	13:41:32.953

P22 526 A Michael ARMANI (R)		Honda -				
IDEAL LAP TIME : 1:58.360		BEST LAP TIME : 1:58.410				
		DIFFERENCE : 0.050				
LAP	SECTOR 1	SECTOR 2	LAP TIME	MPH	DIFF	TIME OF DAY
1 -		51.757	2:08.173	61.23	9.763	13:31:36.974
2 -	1:09.715	51.512	2:01.227	64.73	2.817	13:33:38.201
3 -	1:10.104	51.647	2:01.751	64.45	3.341	13:35:39.952
4 -	1:07.987	51.302	1:59.289 (2)	65.79	0.879	13:37:39.241
5 -	1:07.524	50.886	1:58.410 (1)	66.27		13:39:37.651
6 -	1:08.687	50.836	1:59.523 (3)	65.66	1.113	13:41:37.174

P23 70 A Vanessa GILLAM (R)		Suzuki - No More Straps				
IDEAL LAP TIME : 2:01.162		BEST LAP TIME : 2:01.397				
		DIFFERENCE : 0.235				
LAP	SECTOR 1	SECTOR 2	LAP TIME	MPH	DIFF	TIME OF DAY
1 -		50.574	2:10.953	59.93	9.556	13:31:39.754
2 -	1:11.382	50.430	2:01.812 (2)	64.42	0.415	13:33:41.566
3 -	1:11.539	51.061	2:02.600 (3)	64.01	1.203	13:35:44.166
4 -	1:10.985	51.817	2:02.802	63.90	1.405	13:37:46.968
5 -	1:10.732	50.665	2:01.397 (1)	64.64		13:39:48.365
6 -	1:11.780	51.197	2:02.977	63.81	1.580	13:41:51.342

P24 20 A Steve MALE (R)		Suzuki - ATB Racing				
IDEAL LAP TIME : 2:11.131		BEST LAP TIME : 2:11.164				
		DIFFERENCE : 0.033				
LAP	SECTOR 1	SECTOR 2	LAP TIME	MPH	DIFF	TIME OF DAY
1 -		56.023	2:18.829	56.53	7.665	13:31:47.630
2 -	1:16.871	56.846	2:13.717	58.69	2.553	13:34:01.347
3 -	1:16.051	55.113	2:11.164 (1)	59.83		13:36:12.511
4 -	1:16.018	55.688	2:11.706 (2)	59.58	0.542	13:38:24.217
5 -	1:19.017	55.377	2:14.394	58.39	3.230	13:40:38.611
6 -	1:16.457	56.590	2:13.047 (3)	58.98	1.883	13:42:51.658

P25 104 A Alex ROBINSON (R)		Honda - Boa				
IDEAL LAP TIME : 1:43.605		BEST LAP TIME : 1:43.760				
		DIFFERENCE : 0.155				
LAP	SECTOR 1	SECTOR 2	LAP TIME	MPH	DIFF	TIME OF DAY
1 -		44.080	1:50.309	71.14	6.549	13:31:19.110
2 -	59.904	43.856	1:43.760 (1)	75.63		13:33:02.870
3 -	1:00.066	43.701	1:43.767 (2)	75.63	0.007	13:34:46.637
4 -	1:00.180	43.984	1:44.164 (3)	75.34	0.404	13:36:30.801
5 -	1:00.134	45.547	1:45.681	74.26	1.921	13:38:16.482

P26 624 A Matthew FEDRICK (R)		Yamaha - Matthew Fedrick farriers ltd				
IDEAL LAP TIME : 1:42.910		BEST LAP TIME : 1:42.910				
		DIFFERENCE : 0.000				
LAP	SECTOR 1	SECTOR 2	LAP TIME	MPH	DIFF	TIME OF DAY
1 -		44.253	1:51.417	70.43	8.507	13:31:20.218
2 -	1:00.099	44.033	1:44.132 (2)	75.36	1.222	13:33:04.350
3 -	1:00.152	44.307	1:44.459 (3)	75.13	1.549	13:34:48.809
4 -	59.446	43.464	1:42.910 (1)	76.26		13:36:31.719
5 -	59.712	45.762	1:45.474	74.40	2.564	13:38:17.193

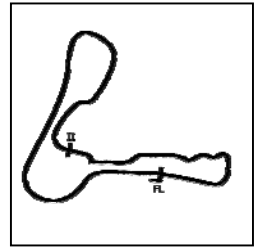
Weather / Track : Bright / Dry

Cadwell Park
Circuit Length = 2.1800 miles
Start: 13:29 Flag 13:41 End: 13:42

BMCRC - MRO Championships 2019 - Rnd 7 @ Cadwell Park

BMCRC Thunderbike Sport - A & B

RACE 4 - SECTOR ANALYSIS



SECTOR 1 = FL to I1, SECTOR 2 = I1 to FL, DIFF = Difference To Personal Best Lap, P = Crossed Finish Line in Pit Lane, D = Time Disallowed

P27	208	B	Adam NELSON	Ducati - Desmowex		
IDEAL LAP TIME : 2:08.264		BEST LAP TIME :		DIFFERENCE :		
LAP	SECTOR 1	SECTOR 2	LAP TIME	MPH	DIFF	TIME OF DAY

1 -		44.874	1:51.231	70.55		13:31:20.032
-----	--	---------------	----------	-------	--	--------------

P28	16	A	Geoff LANSDELL	Suzuki - EPG Domestic		
IDEAL LAP TIME : 2:05.880		BEST LAP TIME :		DIFFERENCE :		
LAP	SECTOR 1	SECTOR 2	LAP TIME	MPH	DIFF	TIME OF DAY

1 -		49.652	2:09.077	60.80		13:31:37.878
-----	--	---------------	----------	-------	--	--------------

BMCRC - MRO Championships 2019 - Rnd 7 @ Cadwell Park

BMCRC Thunderbike Sport - A & B

RACE 4 - BEST SECTORS

SECTOR 1			SECTOR 2			IDEAL / BEST COMPARISON						
POS	NO	NAME	TIME	NO	NAME	TIME	POS	NO	NAME	IDEAL	BEST	DIFF
									PERFECT LAP	1:37.020		
1	74	SINGLETON	56.344	961	SIM	40.676	1	74	SINGLETON	1:37.233	1:37.514	0.281
2	961	SIM	57.042	74	SINGLETON	40.889	2	961	SIM	1:37.718	1:37.925	0.207
3	93	WALLIS	58.136	93	WALLIS	42.471	3	93	WALLIS	1:40.607	1:40.902	0.295
4	84	BRANCO	58.500	17	DOWNES (R)	42.658	4	84	BRANCO	1:41.178	1:41.427	0.249
5	81	MAY	58.673	84	BRANCO	42.678	5	81	MAY	1:41.491	1:41.497	0.006
6	44	ROBINSON (R)	59.333	81	MAY	42.818	6	17	DOWNES (R)	1:42.029	1:42.323	0.294
7	17	DOWNES (R)	59.371	9	BEDNAREK (R)	43.096	7	44	ROBINSON (R)	1:42.576	1:42.803	0.227
8	624	FEDRICK (R)	59.446	44	ROBINSON (R)	43.243	8	624	FEDRICK (R)	1:42.910	1:42.910	0.000
9	104	ROBINSON (R)	59.904	624	FEDRICK (R)	43.464	9	104	ROBINSON (R)	1:43.605	1:43.760	0.155
10	45	STEVENS	1:00.122	45	STEVENS	43.516	10	45	STEVENS	1:43.638	1:43.968	0.330
11	85	KITE	1:00.499	104	ROBINSON (R)	43.701	11	9	BEDNAREK (R)	1:43.774	1:44.101	0.327
12	9	BEDNAREK (R)	1:00.678	85	KITE	44.770	12	85	KITE	1:45.269	1:45.269	0.000
13	46	MORRIS	1:01.143	208	NELSON	44.874	13	46	MORRIS	1:46.408	1:46.632	0.224
14	606	ANDERTON (R)	1:01.430	56	SOILLEUX	45.015	14	56	SOILLEUX	1:46.780	1:46.944	0.164
15	56	SOILLEUX	1:01.765	53	BANWELL (R)	45.102	15	606	ANDERTON (R)	1:47.804	1:48.219	0.415
16	66	SMITH	1:02.821	46	MORRIS	45.265	16	53	BANWELL (R)	1:47.931	1:47.931	0.000
17	53	BANWELL (R)	1:02.829	101	TRIPP (R)	45.837	17	66	SMITH	1:48.847	1:48.933	0.086
18	33	PARAPANOS (R)	1:03.552	66	SMITH	46.026	18	101	TRIPP (R)	1:49.673	1:50.003	0.330
19	101	TRIPP (R)	1:03.836	606	ANDERTON (R)	46.374	19	33	PARAPANOS (R)	1:50.035	1:50.214	0.179
20	40	WILKINSON (R)	1:04.502	43	HALL	46.448	20	40	WILKINSON (R)	1:50.954	1:51.390	0.436
21	43	HALL	1:05.287	40	WILKINSON (R)	46.452	21	43	HALL	1:51.735	1:52.075	0.340
22	126	LECHAUVE	1:06.950	33	PARAPANOS (R)	46.483	22	126	LECHAUVE	1:55.377	1:55.399	0.022
23	526	ARMANI (R)	1:07.524	126	LECHAUVE	48.427	23	122	WILSON	1:57.500	1:58.543	1.043
24	122	WILSON	1:08.042	122	WILSON	49.458	24	526	ARMANI (R)	1:58.360	1:58.410	0.050
25	70	GILLAM (R)	1:10.732	16	LANSDELL	49.652	25	70	GILLAM (R)	2:01.162	2:01.397	0.235
26	20	MALE (R)	1:16.018	70	GILLAM (R)	50.430	26	16	LANSDELL	2:05.880		
27	16	LANSDELL	1:16.228	526	ARMANI (R)	50.836	27	208	NELSON	2:08.264		
28	208	NELSON	1:23.390	20	MALE (R)	55.113	28	20	MALE (R)	2:11.131	2:11.164	0.033
29												

BMCRC - MRO Championships 2019 - Rnd 7 @ Cadwell Park

BMCRC Thunderbike Sport - B & C

RACE 9 - GRID (7 Laps)

ROW 11	31	88	David COURT	1		1							
ROW 10		28	50	Adam RIDGWELL	1:56.035	29	122	Paul WILSON	1:57.804	30	82	Matt HINNELLS	
ROW 9	25	43	Colin HALL	1:53.412	26	143	Robert DAVIE	1:54.578	27	126	Damien LECHAUVE	1:54.796	
ROW 8		22	159	Benn RIDGWELL	1:51.346	23	66	Mark SMITH	1:51.589	24	22	Matthew MAY	1:53.412
ROW 7	19	185	James ROBINSON	1:48.338	20	0	Luke STANLEY	1:49.302	21	46	Jeff MORRIS	1:49.449	
ROW 6		16	191	James SEATH	1:46.672	17	45	Tom STEVENS	1:46.923	18	90	Edward WATSON	1:47.236
ROW 5	13	56	Jason SOILLEUX	1:46.405	14	171	Colin CLUNE	1:46.525	15	85	Andrew KITE	1:46.595	
ROW 4		10	331	Illiam QUAYLE	1:43.953	11	81	Malvern MAY	1:44.098	12	13	Wii GREEN	1:45.857
ROW 3	7	208	Adam NELSON	1:43.109	8	48	Shaun WALLIS	1:43.183	9	84	Ricardo BRANCO	1:43.675	
ROW 2		4	148	Richie WELSH	1:42.130	5	93	Jack WALLIS	1:42.293	6	54	Adam JAMISON	1:42.728
ROW 1	1	74	Daniel SINGLETON	1:37.593	2	47	Thomas WATSON	1:38.408	3	961	Jack SIM	1:39.272	
			Pole										

Cadwell Park
Circuit Length = 2.1800 miles

These results are provisional until the conclusion of any judicial and technical matters.

Clerk Of Course :	Steward :	Timekeeper :
-------------------	-----------	--------------

Results can be found at www.tsl-timing.com

Printed - 13:55 Saturday, 03 August 2019



BMCRC - MRO Championships 2019 - Rnd 7 @ Cadwell Park

BMCRC Thunderbike Sport - B & C

RACE 9 - CLASSIFICATION

POS	NO	CL	PIC NAME	ENTRY	LAPS	TIME	GAP	DIFF	MPH	BEST	ON
1	74	B	1 Daniel SINGLETON	Honda - Bambino Developments Racing	7	11:27.413			79.91	1:36.304	6
2	961	B	2 Jack SIM	Yamaha - Platform Lift Engineers Ltd	7	11:29.102	1.689	1.689	79.72	1:37.093	6
3	47	C	1 Thomas WATSON	Yamaha - Motorsportdays.com TEA Time Racing	7	11:49.403	21.990	20.301	77.44	1:39.824	2
4	93	B	3 Jack WALLIS	Yamaha - Watling Tyres RimTec	7	12:01.452	34.039	12.049	76.14	1:41.637	7
5	54	C	2 Adam JAMISON	Yamaha - AJ Racing	7	12:03.484	36.071	2.032	75.93	1:42.132	6
6	48	C	3 Shaun WALLIS	Yamaha - Watling Tyres	7	12:07.129	39.716	3.645	75.55	1:42.124	2
7	84	B	4 Ricardo BRANCO	Yamaha - IMP Racing	7	12:07.154	39.741	0.025	75.54	1:42.862	7
8	90	C	4 Edward WATSON	Yamaha - Motorsportdays.com TEA Time Racing	7	12:13.400	45.987	6.246	74.90	1:41.627	7
9	191	C	5 James SEATH	Kawasaki - Ovenden Earthmoving	7	12:15.670	48.257	2.270	74.67	1:42.706	4
10	45	B	5 Tom STEVENS	Suzuki -	7	12:21.995	54.582	6.325	74.03	1:44.333	4
11	82	C	6 Matt HINNELLS	Honda - Bears repairs/Jamie Vale Carpentry	7	12:23.947	56.534	1.952	73.84	1:44.277	7
12	13	C	7 Wil GREEN	Suzuki - Faith Fueled Racing	7	12:25.561	58.148	1.614	73.68	1:43.201	6
13	56	B	6 Jason SOILLEUX	Ducati -	7	12:28.230	1:00.817	2.669	73.42	1:45.164	2
14	81	B	7 Malvern MAY	Honda -	7	12:41.066	1:13.653	12.836	72.18	1:44.056	6
15	85	B	8 Andrew KITE	Ducati - Red Rebel Racing	7	12:48.628	1:21.215	7.562	71.47	1:45.337	7
16	22	C	8 Matthew MAY	Honda - Tliehurst Glass Racing	7	12:55.982	1:28.569	7.354	70.79	1:48.612	5
17	66	B	9 Mark SMITH	Yamaha - MHP EXHAUST S	7	12:56.050	1:28.637	0.068	70.78	1:48.294	6
18	46	B	10 Jeff MORRIS	Suzuki -	7	12:57.444	1:30.031	1.394	70.66	1:47.116	5
19	0	C	9 Luke STANLEY	Yamaha - Urban Race Tribe	7	12:57.536	1:30.123	0.092	70.65	1:48.405	6
20	171	C	10 Colin CLUNE	Suzuki -	7	12:57.665	1:30.252	0.129	70.64	1:47.916	5
21	143	C	11 Robert DAVIE	Suzuki -	6	11:34.143	1 Lap	1 Lap	67.83	1:52.745	5
22	126	B	11 Damien LECHAUVE	Suzuki -	6	11:35.202	1 Lap	1.059	67.73	1:53.021	2
23	43	B	12 Colin HALL	NINJA 300 - simply saab	6	11:36.068	1 Lap	0.866	67.64	1:52.542	5

NOT CLASSIFIED

DNF	148	C	Richie WELSH	Kawasaki - EDEN'S EXPERIENCES/PETER FLEMI	3	5:15.353	4 Laps	3 Laps	74.65	1:42.876	2
DNF	122	B	Paul WILSON	NINJA 300 -	3	6:03.798	4 Laps	48.445	64.71	1:57.183	2
DNF	208	B	Adam NELSON	Ducati - Desmowerx	0						
DNF	331	C	Illiam QUAYLE	Suzuki -	0						

FASTEST LAP

74	B	Daniel SINGLETON	Honda - Bambino Developments Racing	6	1:36.304	81.49 mph	131.14 kph
47	C	Thomas WATSON	Yamaha - Motorsportdays.com TEA Time Racing	2	1:39.824	78.61 mph	126.52 kph

Class B - 92.5% of Race Speed = 73.91 mph

Class C - 92.5% of Race Speed = 71.63 mph

Cadwell Park

Circuit Length = 2.1800 miles

Start: 15:34 Flag 15:46 End: 15:48

Weather / Track : Bright / Dry

These results are provisional until the conclusion of any judicial and technical matters.

Clerk Of Course :	Steward :	Timekeeper :
-------------------	-----------	--------------

Results can be found at www.tsl-timing.com

Printed - 15:49 Saturday, 03 August 2019



BMCRC - MRO Championships 2019 - Rnd 7 @ Cadwell Park

BMCRC Thunderbike Sport - B & C

RACE 9 - LAP CHART

LAP 1 @ 15:36:37.863

NO	BEHIND	LAP TIME
961		1:42.718
74	0.939	1:43.657
47	2.752	1:45.470
93	4.829	1:47.547
84	5.385	1:48.103
54	6.127	1:48.845
148	6.684	1:49.402
48	6.833	1:49.551
56	9.178	1:51.896
191	9.370	1:52.088
45	9.865	1:52.583
13	10.559	1:53.277
82	10.913	1:53.631
90	14.350	1:57.068
22	16.579	1:59.297
171	17.855	2:00.573
85	18.222	2:00.940
0	18.381	2:01.099
46	18.729	2:01.447
66	19.000	2:01.718
81	19.655	2:02.373
126	20.596	2:03.314
43	23.036	2:05.754
143	24.206	2:06.924
122	25.519	2:08.237

LAP 2 @ 15:38:16.128

NO	BEHIND	LAP TIME
961		1:38.265
74	0.848	1:38.174
47	4.311	1:39.824
93	8.882	1:42.318
84	10.090	1:42.970
54	10.426	1:42.564
48	10.692	1:42.124
148	11.295	1:42.876
56	16.077	1:45.164
45	16.297	1:44.697
191	16.756	1:45.651
13	17.407	1:45.113
82	17.428	1:44.780
90	19.271	1:43.186
22	27.758	1:49.444
85	28.230	1:48.273
171	28.973	1:49.383
66	29.349	1:48.614
0	30.718	1:50.602
81	30.826	1:49.436
46	31.002	1:50.538
126	35.352	1:53.021
143	40.902	1:54.961
43	41.801	1:57.030
122	44.437	1:57.183

LAP 3 @ 15:39:54.207

NO	BEHIND	LAP TIME
961		1:38.079
74	0.200	1:37.431
47	6.968	1:40.736
93	13.393	1:42.590
54	14.573	1:42.226

84	15.165	1:43.154
48	15.276	1:42.663
148	16.291	1:43.075
191	23.248	1:44.571
45	23.997	1:45.779
56	24.290	1:46.292
82	24.564	1:45.215
90	24.875	1:43.683
13	25.071	1:45.743
22	38.750	1:49.071
85	38.927	1:48.776
81	39.498	1:46.751
171	39.509	1:48.615
66	39.941	1:48.671
0	42.280	1:49.641
46	46.810	1:53.887
126	52.504	1:55.231
143	56.338	1:53.515
43	57.192	1:53.470
122	1:04.736	1:58.378

LAP 4 @ 15:41:31.918

NO	BEHIND	LAP TIME
961		1:37.711
74	0.379	1:37.890
47	9.874	1:40.617
93	18.031	1:42.349
54	19.327	1:42.465
84	21.055	1:43.601
48	21.189	1:43.624
191	28.243	1:42.706
90	30.088	1:42.924
45	30.619	1:44.333
56	32.257	1:45.678
82	32.339	1:45.486
13	33.921	1:46.561
81	50.312	1:48.525
22	51.061	1:50.022
85	51.519	1:50.303
66	52.032	1:49.802
171	52.742	1:50.944
0	53.755	1:49.186
46	57.666	1:48.567
126	1:09.893	1:55.100
143	1:11.633	1:53.006
43	1:12.626	1:53.145

LAP 5 @ 15:43:09.438

NO	BEHIND	LAP TIME
961		1:37.520
74	0.302	1:37.443
47	13.464	1:41.110
93	22.881	1:42.370
54	24.120	1:42.313
84	26.850	1:43.315
48	27.318	1:43.649
191	33.955	1:43.232
90	34.448	1:41.880
45	37.882	1:44.783
82	41.018	1:46.199
56	41.145	1:46.408
13	44.854	1:48.453
81	57.598	1:44.806
22	1:02.153	1:48.612

85	1:02.585	1:48.586
171	1:03.138	1:47.916
66	1:03.199	1:48.687
0	1:05.017	1:48.782
46	1:07.262	1:47.116
126	1:26.616	1:54.243
143	1:26.858	1:52.745
43	1:27.648	1:52.542

LAP 6 @ 15:44:46.044

NO	BEHIND	LAP TIME
74		1:36.304
961	0.487	1:37.093
47	17.633	1:40.775
93	28.916	1:42.641
54	29.646	1:42.132
84	33.393	1:43.149
48	33.573	1:42.861
90	40.874	1:43.032
191	41.566	1:44.217
45	46.244	1:44.968
82	48.771	1:44.359
56	51.111	1:46.572
13	51.449	1:43.201
81	1:05.048	1:44.056
85	1:12.392	1:46.413
22	1:14.681	1:49.134
66	1:14.887	1:48.294
171	1:15.145	1:48.613
0	1:16.816	1:48.405
46	1:17.902	1:47.246

LAP 7 @ 15:46:22.558

NO	BEHIND	LAP TIME
74		1:36.514
961	1.689	1:37.716
143	1 Lap	1:52.992
126	1 Lap	1:54.293
43	1 Lap	1:54.127
47	21.990	1:40.871
93	34.039	1:41.637
54	36.071	1:42.939
48	39.716	1:42.657
84	39.741	1:42.862
90	45.987	1:41.627
191	48.257	1:43.205
45	54.582	1:44.852
82	56.534	1:44.277
13	58.148	1:43.213
56	1:00.817	1:46.220
81	1:13.653	1:45.119
85	1:21.215	1:45.337
22	1:28.569	1:50.402
66	1:28.637	1:50.264
46	1:30.031	1:48.643
0	1:30.123	1:49.821
171	1:30.252	1:51.621

Weather / Track : Bright / Dry

Results can be found at www.tsl-timing.com

Cadwell Park

Circuit Length = 2.1800 miles

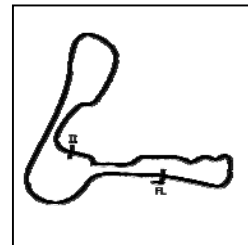
Start: 15:34 Flag 15:46 End: 15:48

Printed - 15:50 Saturday, 03 August 2019

BMCRC - MRO Championships 2019 - Rnd 7 @ Cadwell Park

BMCRC Thunderbike Sport - B & C

RACE 9 - SECTOR ANALYSIS



SECTOR 1 = FL to I1, SECTOR 2 = I1 to FL, DIFF = Difference To Personal Best Lap, P = Crossed Finish Line in Pit Lane, D = Time Disallowed

P1 74 B Daniel SINGLETON		Honda - Bambino Developments Racing				
IDEAL LAP TIME : 1:36.304		BEST LAP TIME : 1:36.304		DIFFERENCE : 0.000		
LAP	SECTOR 1	SECTOR 2	LAP TIME	MPH	DIFF	TIME OF DAY
1 -		41.115	1:43.657	75.71	7.353	15:36:38.802
2 -	56.620	41.554	1:38.174	79.94	1.870	15:38:16.976
3 -	56.306	41.125	1:37.431 (3)	80.55	1.127	15:39:54.407
4 -	56.924	40.966	1:37.890	80.17	1.586	15:41:32.297
5 -	56.509	40.934	1:37.443	80.54	1.139	15:43:09.740
6 -	55.725	40.579	1:36.304 (1)	81.49		15:44:46.044
7 -	55.743	40.771	1:36.514 (2)	81.31	0.210	15:46:22.558

P2 961 B Jack SIM		Yamaha - Platform Lift Engineers Ltd				
IDEAL LAP TIME : 1:36.775		BEST LAP TIME : 1:37.093		DIFFERENCE : 0.318		
LAP	SECTOR 1	SECTOR 2	LAP TIME	MPH	DIFF	TIME OF DAY
1 -		40.894	1:42.718	76.40	5.625	15:36:37.863
2 -	57.332	40.933	1:38.265	79.86	1.172	15:38:16.128
3 -	56.928	41.151	1:38.079	80.01	0.986	15:39:54.207
4 -	56.999	40.712	1:37.711 (3)	80.31	0.618	15:41:31.918
5 -	56.629	40.891	1:37.520 (2)	80.47	0.427	15:43:09.438
6 -	56.644	40.449	1:37.093 (1)	80.83		15:44:46.531
7 -	56.326	41.390	1:37.716	80.31	0.623	15:46:24.247

P3 47 C Thomas WATSON		Yamaha - Motorsportdays.com TEA Time Racing				
IDEAL LAP TIME : 1:39.260		BEST LAP TIME : 1:39.824		DIFFERENCE : 0.564		
LAP	SECTOR 1	SECTOR 2	LAP TIME	MPH	DIFF	TIME OF DAY
1 -		41.744	1:45.470	74.40	5.646	15:36:40.615
2 -	57.516	42.308	1:39.824 (1)	78.61		15:38:20.439
3 -	57.602	43.134	1:40.736 (3)	77.90	0.912	15:40:01.175
4 -	58.208	42.409	1:40.617 (2)	77.99	0.793	15:41:41.792
5 -	57.760	43.350	1:41.110	77.61	1.286	15:43:22.902
6 -	57.714	43.061	1:40.775	77.87	0.951	15:45:03.677
7 -	57.925	42.946	1:40.871	77.80	1.047	15:46:44.548

P4 93 B Jack WALLIS		Yamaha - Watling Tyres RimTec				
IDEAL LAP TIME : 1:41.637		BEST LAP TIME : 1:41.637		DIFFERENCE : 0.000		
LAP	SECTOR 1	SECTOR 2	LAP TIME	MPH	DIFF	TIME OF DAY
1 -		42.794	1:47.547	72.97	5.910	15:36:42.692
2 -	58.936	43.382	1:42.318 (2)	76.70	0.681	15:38:25.010
3 -	59.411	43.179	1:42.590	76.49	0.953	15:40:07.600
4 -	59.036	43.313	1:42.349 (3)	76.67	0.712	15:41:49.949
5 -	59.183	43.187	1:42.370	76.66	0.733	15:43:32.319
6 -	59.399	43.242	1:42.641	76.46	1.004	15:45:14.960
7 -	58.866	42.771	1:41.637 (1)	77.21		15:46:56.597

P5 54 C Adam JAMISON		Yamaha - AJ Racing				
IDEAL LAP TIME : 1:42.022		BEST LAP TIME : 1:42.132		DIFFERENCE : 0.110		
LAP	SECTOR 1	SECTOR 2	LAP TIME	MPH	DIFF	TIME OF DAY
1 -		43.354	1:48.845	72.10	6.713	15:36:43.990
2 -	59.462	43.102	1:42.564	76.51	0.432	15:38:26.554
3 -	59.189	43.037	1:42.226 (2)	76.77	0.094	15:40:08.780
4 -	59.110	43.355	1:42.465	76.59	0.333	15:41:51.245
5 -	59.035	43.278	1:42.313 (3)	76.70	0.181	15:43:33.558
6 -	58.985	43.147	1:42.132 (1)	76.84		15:45:15.690
7 -	59.096	43.843	1:42.939	76.23	0.807	15:46:58.629

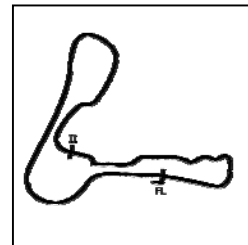
Weather / Track : Bright / Dry

Cadwell Park
Circuit Length = 2.1800 miles
Start: 15:34 Flag 15:46 End: 15:48

BMCRC - MRO Championships 2019 - Rnd 7 @ Cadwell Park

BMCRC Thunderbike Sport - B & C

RACE 9 - SECTOR ANALYSIS



SECTOR 1 = FL to I1, SECTOR 2 = I1 to FL, DIFF = Difference To Personal Best Lap, P = Crossed Finish Line in Pit Lane, D = Time Disallowed

P6 48 C		Shaun WALLIS		Yamaha - Walling Tyres		
IDEAL LAP TIME : 1:42.124		BEST LAP TIME : 1:42.124		DIFFERENCE : 0.000		
LAP	SECTOR 1	SECTOR 2	LAP TIME	MPH	DIFF	TIME OF DAY
1 -		43.166	1:49.551	71.63	7.427	15:36:44.696
2 -	59.050	43.074	1:42.124 (1)	76.84		15:38:26.820
3 -	59.520	43.143	1:42.663 (3)	76.44	0.539	15:40:09.483
4 -	59.926	43.698	1:43.624	75.73	1.500	15:41:53.107
5 -	59.861	43.788	1:43.649	75.71	1.525	15:43:36.756
6 -	59.576	43.285	1:42.861	76.29	0.737	15:45:19.617
7 -	59.334	43.323	1:42.657 (2)	76.44	0.533	15:47:02.274

P7 84 B		Ricardo BRANCO		Yamaha - IMP Racing		
IDEAL LAP TIME : 1:41.935		BEST LAP TIME : 1:42.862		DIFFERENCE : 0.927		
LAP	SECTOR 1	SECTOR 2	LAP TIME	MPH	DIFF	TIME OF DAY
1 -		42.941	1:48.103	72.59	5.241	15:36:43.248
2 -	59.400	43.570	1:42.970 (2)	76.21	0.108	15:38:26.218
3 -	59.706	43.448	1:43.154	76.08	0.292	15:40:09.372
4 -	59.682	43.919	1:43.601	75.75	0.739	15:41:52.973
5 -	59.623	43.692	1:43.315	75.96	0.453	15:43:36.288
6 -	59.480	43.669	1:43.149 (3)	76.08	0.287	15:45:19.437
7 -	58.994	43.868	1:42.862 (1)	76.29		15:47:02.299

P8 90 C		Edward WATSON		Yamaha - Motorsportdays.com TEA Time Racing		
IDEAL LAP TIME : 1:41.608		BEST LAP TIME : 1:41.627		DIFFERENCE : 0.019		
LAP	SECTOR 1	SECTOR 2	LAP TIME	MPH	DIFF	TIME OF DAY
1 -		44.102	1:57.068	67.03	15.441	15:36:52.213
2 -	59.308	43.878	1:43.186	76.05	1.559	15:38:35.399
3 -	59.250	44.433	1:43.683	75.69	2.056	15:40:19.082
4 -	59.615	43.309	1:42.924 (3)	76.25	1.297	15:42:02.006
5 -	58.693	43.187	1:41.880 (2)	77.03	0.253	15:43:43.886
6 -	59.072	43.960	1:43.032	76.17	1.405	15:45:26.918
7 -	58.421	43.206	1:41.627 (1)	77.22		15:47:08.545

P9 191 C		James SEATH		Kawasaki - Ovenden Earthmoving		
IDEAL LAP TIME : 1:42.663		BEST LAP TIME : 1:42.706		DIFFERENCE : 0.043		
LAP	SECTOR 1	SECTOR 2	LAP TIME	MPH	DIFF	TIME OF DAY
1 -		43.919	1:52.088	70.01	9.382	15:36:47.233
2 -	1:01.317	44.334	1:45.651	74.28	2.945	15:38:32.884
3 -	1:00.455	44.116	1:44.571	75.05	1.865	15:40:17.455
4 -	59.439	43.267	1:42.706 (1)	76.41		15:42:00.161
5 -	59.747	43.485	1:43.232 (3)	76.02	0.526	15:43:43.393
6 -	1:00.364	43.853	1:44.217	75.30	1.511	15:45:27.610
7 -	59.396	43.809	1:43.205 (2)	76.04	0.499	15:47:10.815

P10 45 B		Tom STEVENS		Susuki -		
IDEAL LAP TIME : 1:44.045		BEST LAP TIME : 1:44.333		DIFFERENCE : 0.288		
LAP	SECTOR 1	SECTOR 2	LAP TIME	MPH	DIFF	TIME OF DAY
1 -		43.884	1:52.583	69.70	8.250	15:36:47.728
2 -	1:00.422	44.275	1:44.697 (2)	74.95	0.364	15:38:32.425
3 -	1:01.058	44.721	1:45.779	74.19	1.446	15:40:18.204
4 -	1:00.710	43.623	1:44.333 (1)	75.22		15:42:02.537
5 -	1:00.531	44.252	1:44.783 (3)	74.89	0.450	15:43:47.320
6 -	1:00.836	44.132	1:44.968	74.76	0.635	15:45:32.288
7 -	1:00.879	43.973	1:44.852	74.84	0.519	15:47:17.140

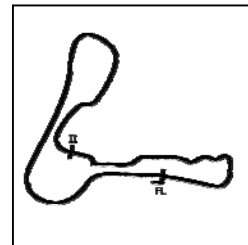
Weather / Track : Bright / Dry

Cadwell Park
Circuit Length = 2.1800 miles
Start: 15:34 Flag 15:46 End: 15:48

BMCRC - MRO Championships 2019 - Rnd 7 @ Cadwell Park

BMCRC Thunderbike Sport - B & C

RACE 9 - SECTOR ANALYSIS



SECTOR 1 = FL to I1, SECTOR 2 = I1 to FL, DIFF = Difference To Personal Best Lap, P = Crossed Finish Line in Pit Lane, D = Time Disallowed

P11 82 C		Matt HINNELLS		Honda - Bears repairs/Jamie Vale Carpentry		
IDEAL LAP TIME : 1:44.131		BEST LAP TIME : 1:44.277		DIFFERENCE : 0.146		
LAP	SECTOR 1	SECTOR 2	LAP TIME	MPH	DIFF	TIME OF DAY
1 -		43.829	1:53.631	69.06	9.354	15:36:48.776
2 -	1:00.313	44.467	1:44.780 (3)	74.90	0.503	15:38:33.556
3 -	1:00.302	44.913	1:45.215	74.59	0.938	15:40:18.771
4 -	1:01.360	44.126	1:45.486	74.39	1.209	15:42:04.257
5 -	1:01.324	44.875	1:46.199	73.89	1.922	15:43:50.456
6 -	1:00.398	43.961	1:44.359 (2)	75.20	0.082	15:45:34.815
7 -	1:00.388	43.889	1:44.277 (1)	75.26		15:47:19.092

P12 13 C		Wil GREEN		Suzuki - Faith Fueled Racing		
IDEAL LAP TIME : 1:43.138		BEST LAP TIME : 1:43.201		DIFFERENCE : 0.063		
LAP	SECTOR 1	SECTOR 2	LAP TIME	MPH	DIFF	TIME OF DAY
1 -		44.015	1:53.277	69.28	10.076	15:36:48.422
2 -	1:00.389	44.724	1:45.113 (3)	74.66	1.912	15:38:33.535
3 -	1:00.575	45.168	1:45.743	74.21	2.542	15:40:19.278
4 -	1:01.026	45.535	1:46.561	73.64	3.360	15:42:05.839
5 -	1:00.334	48.119	1:48.453	72.36	5.252	15:43:54.292
6 -	1:00.058	43.143	1:43.201 (1)	76.04		15:45:37.493
7 -	59.995	43.218	1:43.213 (2)	76.03	0.012	15:47:20.706

P13 56 B		Jason SOILLEUX		Ducati -		
IDEAL LAP TIME : 1:44.912		BEST LAP TIME : 1:45.164		DIFFERENCE : 0.252		
LAP	SECTOR 1	SECTOR 2	LAP TIME	MPH	DIFF	TIME OF DAY
1 -		44.246	1:51.896	70.13	6.732	15:36:47.041
2 -	1:00.666	44.498	1:45.164 (1)	74.62		15:38:32.205
3 -	1:00.791	45.501	1:46.292	73.83	1.128	15:40:18.497
4 -	1:01.234	44.444	1:45.678 (2)	74.26	0.514	15:42:04.175
5 -	1:00.916	45.492	1:46.408	73.75	1.244	15:43:50.583
6 -	1:01.302	45.270	1:46.572	73.64	1.408	15:45:37.155
7 -	1:01.259	44.961	1:46.220 (3)	73.88	1.056	15:47:23.375

P14 81 B		Malvern MAY		Honda -		
IDEAL LAP TIME : 1:44.056		BEST LAP TIME : 1:44.056		DIFFERENCE : 0.000		
LAP	SECTOR 1	SECTOR 2	LAP TIME	MPH	DIFF	TIME OF DAY
1 -		46.277	2:02.373	64.13	18.317	15:36:57.518
2 -	1:03.835	45.601	1:49.436	71.71	5.380	15:38:46.954
3 -	1:01.079	45.672	1:46.751	73.51	2.695	15:40:33.705
4 -	1:03.617	44.908	1:48.525	72.31	4.469	15:42:22.230
5 -	1:01.012	43.794	1:44.806 (2)	74.88	0.750	15:44:07.036
6 -	1:00.503	43.553	1:44.056 (1)	75.42		15:45:51.092
7 -	1:00.759	44.360	1:45.119 (3)	74.65	1.063	15:47:36.211

P15 85 B		Andrew KITE		Ducati - Red Rebel Racing		
IDEAL LAP TIME : 1:45.337		BEST LAP TIME : 1:45.337		DIFFERENCE : 0.000		
LAP	SECTOR 1	SECTOR 2	LAP TIME	MPH	DIFF	TIME OF DAY
1 -		46.621	2:00.940	64.89	15.603	15:36:56.085
2 -	1:02.307	45.966	1:48.273 (3)	72.48	2.936	15:38:44.358
3 -	1:02.877	45.899	1:48.776	72.14	3.439	15:40:33.134
4 -	1:04.352	45.951	1:50.303	71.15	4.966	15:42:23.437
5 -	1:02.849	45.737	1:48.586	72.27	3.249	15:44:12.023
6 -	1:01.501	44.912	1:46.413 (2)	73.75	1.076	15:45:58.436
7 -	1:00.556	44.781	1:45.337 (1)	74.50		15:47:43.773

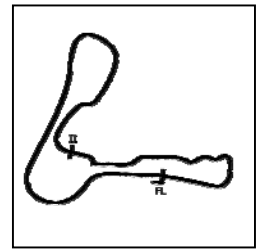
Weather / Track : Bright / Dry

Cadwell Park
Circuit Length = 2.1800 miles
Start: 15:34 Flag 15:46 End: 15:48

BMCRC - MRO Championships 2019 - Rnd 7 @ Cadwell Park

BMCRC Thunderbike Sport - B & C

RACE 9 - SECTOR ANALYSIS



SECTOR 1 = FL to I1, SECTOR 2 = I1 to FL, DIFF = Difference To Personal Best Lap, P = Crossed Finish Line in Pit Lane, D = Time Disallowed

P16 22 C		Matthew MAY		Honda - Tliehurst Glass Racing		
IDEAL LAP TIME : 1:48.448		BEST LAP TIME : 1:48.612		DIFFERENCE : 0.164		
LAP	SECTOR 1	SECTOR 2	LAP TIME	MPH	DIFF	TIME OF DAY
1 -		45.961	1:59.297	65.78	10.685	15:36:54.442
2 -	1:03.633	45.811	1:49.444	71.70	0.832	15:38:43.886
3 -	1:03.101	45.970	1:49.071 (2)	71.95	0.459	15:40:32.957
4 -	1:03.959	46.063	1:50.022	71.33	1.410	15:42:22.979
5 -	1:03.073	45.539	1:48.612 (1)	72.25		15:44:11.591
6 -	1:02.909	46.225	1:49.134 (3)	71.91	0.522	15:46:00.725
7 -	1:04.094	46.308	1:50.402	71.08	1.790	15:47:51.127

P17 66 B		Mark SMITH		Yamaha - MHP EXHAUST S		
IDEAL LAP TIME : 1:47.736		BEST LAP TIME : 1:48.294		DIFFERENCE : 0.558		
LAP	SECTOR 1	SECTOR 2	LAP TIME	MPH	DIFF	TIME OF DAY
1 -		46.465	2:01.718	64.47	13.424	15:36:56.863
2 -	1:03.387	45.227	1:48.614 (2)	72.25	0.320	15:38:45.477
3 -	1:02.993	45.678	1:48.671 (3)	72.21	0.377	15:40:34.148
4 -	1:03.654	46.148	1:49.802	71.47	1.508	15:42:23.950
5 -	1:02.979	45.708	1:48.687	72.20	0.393	15:44:12.637
6 -	1:02.509	45.785	1:48.294 (1)	72.47		15:46:00.931
7 -	1:04.105	46.159	1:50.264	71.17	1.970	15:47:51.195

P18 46 B		Jeff MORRIS		Suzuki -		
IDEAL LAP TIME : 1:46.878		BEST LAP TIME : 1:47.116		DIFFERENCE : 0.238		
LAP	SECTOR 1	SECTOR 2	LAP TIME	MPH	DIFF	TIME OF DAY
1 -		46.825	2:01.447	64.62	14.331	15:36:56.592
2 -	1:04.361	46.177	1:50.538	70.99	3.422	15:38:47.130
3 -	1:08.325	45.562	1:53.887	68.91	6.771	15:40:41.017
4 -	1:03.516	45.051	1:48.567 (3)	72.28	1.451	15:42:29.584
5 -	1:02.231	44.885	1:47.116 (1)	73.26		15:44:16.700
6 -	1:01.993	45.253	1:47.246 (2)	73.17	0.130	15:46:03.946
7 -	1:02.186	46.457	1:48.643	72.23	1.527	15:47:52.589

P19 0 C		Luke STANLEY		Yamaha - Urban Race Tribe		
IDEAL LAP TIME : 1:48.273		BEST LAP TIME : 1:48.405		DIFFERENCE : 0.132		
LAP	SECTOR 1	SECTOR 2	LAP TIME	MPH	DIFF	TIME OF DAY
1 -		47.160	2:01.099	64.80	12.694	15:36:56.244
2 -	1:04.452	46.150	1:50.602	70.95	2.197	15:38:46.846
3 -	1:04.124	45.517	1:49.641	71.57	1.236	15:40:36.487
4 -	1:03.798	45.388	1:49.186 (3)	71.87	0.781	15:42:25.673
5 -	1:03.271	45.511	1:48.782 (2)	72.14	0.377	15:44:14.455
6 -	1:03.136	45.269	1:48.405 (1)	72.39		15:46:02.860
7 -	1:03.004	46.817	1:49.821	71.46	1.416	15:47:52.681

P20 171 C		Colin CLUNE		Suzuki -		
IDEAL LAP TIME : 1:47.916		BEST LAP TIME : 1:47.916		DIFFERENCE : 0.000		
LAP	SECTOR 1	SECTOR 2	LAP TIME	MPH	DIFF	TIME OF DAY
1 -		46.439	2:00.573	65.08	12.657	15:36:55.718
2 -	1:02.842	46.541	1:49.383	71.74	1.467	15:38:45.101
3 -	1:02.295	46.320	1:48.615 (3)	72.25	0.699	15:40:33.716
4 -	1:04.297	46.647	1:50.944	70.73	3.028	15:42:24.660
5 -	1:01.948	45.968	1:47.916 (1)	72.72		15:44:12.576
6 -	1:02.291	46.322	1:48.613 (2)	72.25	0.697	15:46:01.189
7 -	1:04.002	47.619	1:51.621	70.30	3.705	15:47:52.810

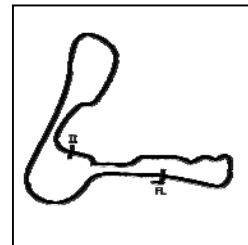
Weather / Track : Bright / Dry

Cadwell Park
Circuit Length = 2.1800 miles
Start: 15:34 Flag 15:46 End: 15:48

BMCRC - MRO Championships 2019 - Rnd 7 @ Cadwell Park

BMCRC Thunderbike Sport - B & C

RACE 9 - SECTOR ANALYSIS



SECTOR 1 = FL to I1, SECTOR 2 = I1 to FL, DIFF = Difference To Personal Best Lap, P = Crossed Finish Line in Pit Lane, D = Time Disallowed

P21 143 C		Robert DAVIE		Suzuki -		
IDEAL LAP TIME : 1:52.212		BEST LAP TIME : 1:52.745		DIFFERENCE : 0.533		
LAP	SECTOR 1	SECTOR 2	LAP TIME	MPH	DIFF	TIME OF DAY
1 -		49.274	2:06.924	61.83	14.179	15:37:02.069
2 -	1:06.485	48.476	1:54.961	68.26	2.216	15:38:57.030
3 -	1:05.538	47.977	1:53.515	69.13	0.770	15:40:50.545
4 -	1:05.614	47.392	1:53.006 (3)	69.44	0.261	15:42:43.551
5 -	1:04.820	47.925	1:52.745 (1)	69.60		15:44:36.296
6 -	1:05.168	47.824	1:52.992 (2)	69.45	0.247	15:46:29.288

P22 126 B		Damien LECHAUVE		Suzuki -		
IDEAL LAP TIME : 1:52.781		BEST LAP TIME : 1:53.021		DIFFERENCE : 0.240		
LAP	SECTOR 1	SECTOR 2	LAP TIME	MPH	DIFF	TIME OF DAY
1 -		47.609	2:03.314	63.64	10.293	15:36:58.459
2 -	1:05.189	47.832	1:53.021 (1)	69.43		15:38:51.480
3 -	1:06.763	48.468	1:55.231	68.10	2.210	15:40:46.711
4 -	1:06.869	48.231	1:55.100	68.18	2.079	15:42:41.811
5 -	1:05.621	48.622	1:54.243 (2)	68.69	1.222	15:44:36.054
6 -	1:06.701	47.592	1:54.293 (3)	68.66	1.272	15:46:30.347

P23 43 B		Colin HALL		NINJA 300 - simply saab		
IDEAL LAP TIME : 1:52.542		BEST LAP TIME : 1:52.542		DIFFERENCE : 0.000		
LAP	SECTOR 1	SECTOR 2	LAP TIME	MPH	DIFF	TIME OF DAY
1 -		47.939	2:05.754	62.40	13.212	15:37:00.899
2 -	1:08.050	48.980	1:57.030	67.06	4.488	15:38:57.929
3 -	1:05.703	47.767	1:53.470 (3)	69.16	0.928	15:40:51.399
4 -	1:06.021	47.124	1:53.145 (2)	69.36	0.603	15:42:44.544
5 -	1:05.588	46.954	1:52.542 (1)	69.73		15:44:37.086
6 -	1:05.999	48.128	1:54.127	68.76	1.585	15:46:31.213

P24 148 C		Richie WELSH		Kawasaki - EDEN'S EXPERIENCES/PETER FLEMING		
IDEAL LAP TIME : 1:42.876		BEST LAP TIME : 1:42.876		DIFFERENCE : 0.000		
LAP	SECTOR 1	SECTOR 2	LAP TIME	MPH	DIFF	TIME OF DAY
1 -		43.467	1:49.402	71.73	6.526	15:36:44.547
2 -	59.409	43.467	1:42.876 (1)	76.28		15:38:27.423
3 -	59.427	43.648	1:43.075 (2)	76.13	0.199	15:40:10.498

P25 122 B		Paul WILSON		NINJA 300 -		
IDEAL LAP TIME : 1:57.183		BEST LAP TIME : 1:57.183		DIFFERENCE : 0.000		
LAP	SECTOR 1	SECTOR 2	LAP TIME	MPH	DIFF	TIME OF DAY
1 -		49.855	2:08.237	61.19	11.054	15:37:03.382
2 -	1:07.799	49.384	1:57.183 (1)	66.97		15:39:00.565
3 -	1:08.360	50.018	1:58.378 (2)	66.29	1.195	15:40:58.943

BMCRC - MRO Championships 2019 - Rnd 7 @ Cadwell Park

BMCRC Thunderbike Sport - B & C

RACE 9 - BEST SECTORS

SECTOR 1			SECTOR 2			IDEAL / BEST COMPARISON						
POS	NO	NAME	TIME	NO	NAME	TIME	POS	NO	NAME	IDEAL	BEST	DIFF
1	74	SINGLETON	55.725	961	SIM	40.449	1	74	SINGLETON	1:36.304	1:36.304	0.000
2	961	SIM	56.326	74	SINGLETON	40.579	2	961	SIM	1:36.775	1:37.093	0.318
3	47	WATSON	57.516	47	WATSON	41.744	3	47	WATSON	1:39.260	1:39.824	0.564
4	90	WATSON	58.421	93	WALLIS	42.771	4	90	WATSON	1:41.608	1:41.627	0.019
5	93	WALLIS	58.866	84	BRANCO	42.941	5	93	WALLIS	1:41.637	1:41.637	0.000
6	54	JAMISON	58.985	54	JAMISON	43.037	6	84	BRANCO	1:41.935	1:42.862	0.927
7	84	BRANCO	58.994	48	WALLIS	43.074	7	54	JAMISON	1:42.022	1:42.132	0.110
8	48	WALLIS	59.050	13	GREEN	43.143	8	48	WALLIS	1:42.124	1:42.124	0.000
9	191	SEATH	59.396	90	WATSON	43.187	9	191	SEATH	1:42.663	1:42.706	0.043
10	148	WELSH	59.409	191	SEATH	43.267	10	148	WELSH	1:42.876	1:42.876	0.000
11	13	GREEN	59.995	148	WELSH	43.467	11	13	GREEN	1:43.138	1:43.201	0.063
12	82	HINNELLS	1:00.302	81	MAY	43.553	12	45	STEVENS	1:44.045	1:44.333	0.288
13	45	STEVENS	1:00.422	45	STEVENS	43.623	13	81	MAY	1:44.056	1:44.056	0.000
14	81	MAY	1:00.503	82	HINNELLS	43.829	14	82	HINNELLS	1:44.131	1:44.277	0.146
15	85	KITE	1:00.556	56	SOILLEUX	44.246	15	56	SOILLEUX	1:44.912	1:45.164	0.252
16	56	SOILLEUX	1:00.666	85	KITE	44.781	16	85	KITE	1:45.337	1:45.337	0.000
17	171	CLUNE	1:01.948	46	MORRIS	44.885	17	46	MORRIS	1:46.878	1:47.116	0.238
18	46	MORRIS	1:01.993	66	SMITH	45.227	18	66	SMITH	1:47.736	1:48.294	0.558
19	66	SMITH	1:02.509	0	STANLEY	45.269	19	171	CLUNE	1:47.916	1:47.916	0.000
20	22	MAY	1:02.909	22	MAY	45.539	20	0	STANLEY	1:48.273	1:48.405	0.132
21	0	STANLEY	1:03.004	171	CLUNE	45.968	21	22	MAY	1:48.448	1:48.612	0.164
22	143	DAVIE	1:04.820	43	HALL	46.954	22	143	DAVIE	1:52.212	1:52.745	0.533
23	126	LECHAUVE	1:05.189	143	DAVIE	47.392	23	43	HALL	1:52.542	1:52.542	0.000
24	43	HALL	1:05.588	126	LECHAUVE	47.592	24	126	LECHAUVE	1:52.781	1:53.021	0.240
25	122	WILSON	1:07.799	122	WILSON	49.384	25	122	WILSON	1:57.183	1:57.183	0.000
26												
27												

Weather / Track : Bright / Dry

Results can be found at www.tsl-timing.com

Cadwell Park
Circuit Length = 2.1800 miles
Start: 15:34 Flag 15:46 End: 15:48

Printed - 15:49 Saturday, 03 August 2019

BMCRC - MRO Championships 2019 - Rnd 7 @ Cadwell Park



BMCRC Thunderbike Sport - A & C

RACE 14 - CLASSIFICATION

POS	NO	CL	PIC NAME	ENTRY	LAPS	TIME	GAP	DIFF	MPH	BEST	ON
1	54	C	1 Adam JAMISON	Yamaha - AJ Racing	5	8:38.334			75.70	1:41.838	2
2	48	C	2 Shaun WALLIS	Yamaha - Watling Tyres	5	8:38.581	0.247	0.247	75.66	1:41.657	5
3	148	C	3 Richie WELSH	Kawasaki - EDEN'S EXPERIENCES/PETER FLEMI	5	8:39.095	0.761	0.514	75.59	1:42.525	3
4	90	C	4 Edward WATSON	Yamaha - Motorsportdays.com TEA Time Racing	5	8:41.132	2.798	2.037	75.29	1:40.702	4
5	191	C	5 James SEATH	Kawasaki - Ovenden Earthmoving	5	8:44.182	5.848	3.050	74.86	1:43.444	3
6	17	A	1 Tommy DOWNES (R)	Suzuki - Ray Gnarley/ MoreMoto	5	8:44.643	6.309	0.461	74.79	1:42.448	4
7	44	A	2 James ROBINSON (R)	Honda - CurrentElec	5	8:46.359	8.025	1.716	74.55	1:43.613	5
8	331	C	6 Illiam QUAYLE	Suzuki -	5	8:46.813	8.479	0.454	74.48	1:43.257	5
9	13	C	7 Wil GREEN	Suzuki - Faith Fueled Racing	5	8:49.540	11.206	2.727	74.10	1:43.400	5
10	82	C	8 Matt HINNELLS	Honda - Bears repairs/Jamie Vale Carpentry	5	8:50.844	12.510	1.304	73.92	1:42.957	4
11	9	A	3 Jack BEDNAREK (R)	Yamaha -	5	8:53.554	15.220	2.710	73.54	1:44.377	4
12	606	A	4 Jake ANDERTON (R)	Honda - CurrentElec Limited	5	9:08.813	30.479	15.259	71.50	1:47.549	2
13	171	C	9 Colin CLUNE	Suzuki -	5	9:09.594	31.260	0.781	71.39	1:44.785	5
14	53	A	5 Tim BANWELL (R)	Yamaha -	5	9:15.735	37.401	6.141	70.60	1:47.919	5
15	0	C	10 Luke STANLEY	Yamaha - Urban Race Tribe	5	9:16.887	38.553	1.152	70.46	1:48.247	5
16	22	C	11 Matthew MAY	Honda - Tliehurst Glass Racing	5	9:18.401	40.067	1.514	70.27	1:49.495	2
17	159	C	12 Benn RIDGWELL	Suzuki - Ridgely Racing	5	9:31.558	53.224	13.157	68.65	1:51.774	2
18	101	A	6 Glen TRIPP (R)	Honda - yaki too racing	5	9:31.564	53.230	0.006	68.65	1:52.084	5
19	40	A	7 Simon WILKINSON (R)	Suzuki - S P Wilkinson Engineering Ltd	5	9:38.364	1:00.030	6.800	67.84	1:53.184	2
20	143	C	13 Robert DAVIE	Suzuki -	5	9:38.692	1:00.358	0.328	67.80	1:52.351	2
21	50	C	14 Adam RIDGWELL	Suzuki - Ridgely Racing	5	9:51.338	1:13.004	12.646	66.35	1:55.673	5
22	526	A	8 Michael ARMANI (R)	Honda -	5	10:09.055	1:30.721	17.717	64.42	1:59.820	2
23	70	A	9 Vanessa GILLAM (R)	Suzuki - No More Straps	5	10:23.908	1:45.574	14.853	62.89	2:01.635	4
24	20	A	10 Steve MALE (R)	Suzuki - ATB Racing	4	8:57.226	1 Lap	1 Lap	58.43	2:12.035	3

NOT CLASSIFIED

DNF	47	C	Thomas WATSON	Yamaha - Motorsportdays.com TEA Time Racing	2	3:25.602	3 Laps	2 Laps	76.34	1:39.393	2
DNF	33	A	Peter PARAPANOS (R)	Honda -	1	2:00.389	4 Laps	1 Lap	65.18		

FASTEST LAP

	47	C	Thomas WATSON	Yamaha - Motorsportdays.com TEA Time Racing	2	1:39.393			78.95 mph	127.07 kph	
	17	A	Tommy DOWNES (R)	Suzuki - Ray Gnarley/ MoreMoto	4	1:42.448			76.60 mph	123.28 kph	

Class C - 92.5% of Race Speed = 70.02 mph

Class A - 92.5% of Race Speed = 69.18 mph

Cadwell Park
Circuit Length = 2.1800 miles
Start: 17:25 Flag 17:34 End: 17:36

Weather / Track : Bright / Dry

These results are provisional until the conclusion of any judicial and technical matters.

Clerk Of Course :	Steward :	Timekeeper :
-------------------	-----------	--------------

Results can be found at www.tsl-timing.com

Printed - 17:36 Saturday, 03 August 2019



BMCRC - MRO Championships 2019 - Rnd 7 @ Cadwell Park

BMCRC Thunderbike Sport - A & C

RACE 14 - LAP CHART

LAP 1 @ 17:27:21.692

NO	BEHIND	LAP TIME
47		1:46.209
148	2.090	1:48.299
54	2.576	1:48.785
17	3.095	1:49.304
191	3.441	1:49.650
48	3.530	1:49.739
90	4.406	1:50.615
13	5.203	1:51.412
44	5.333	1:51.542
331	6.540	1:52.749
9	6.787	1:52.996
606	10.189	1:56.398
82	10.858	1:57.067
0	11.012	1:57.221
22	11.380	1:57.589
171	11.965	1:58.174
53	12.435	1:58.644
33	14.180	2:00.389
159	15.140	2:01.349
101	15.770	2:01.979
40	16.634	2:02.843
50	18.420	2:04.629
143	18.864	2:05.073
526	21.301	2:07.510
70	28.186	2:14.395
20	31.904	2:18.113

LAP 2 @ 17:29:01.085

NO	BEHIND	LAP TIME
47		1:39.393
54	5.021	1:41.838
148	5.348	1:42.651
48	6.074	1:41.937
191	7.847	1:43.799
17	8.247	1:44.545
90	9.011	1:43.998
44	9.807	1:43.867
13	10.770	1:44.960
331	10.796	1:43.649
9	11.877	1:44.483
82	15.494	1:44.029
606	18.345	1:47.549
22	21.482	1:49.495
0	21.941	1:50.322
171	22.122	1:49.550
53	23.207	1:50.165
159	27.521	1:51.774
101	28.629	1:52.252
40	30.425	1:53.184
143	31.822	1:52.351
50	35.709	1:56.682
526	41.728	1:59.820
70	50.648	2:01.855
20	1:06.322	2:13.811

LAP 3 @ 17:30:48.958

NO	BEHIND	LAP TIME
148		1:42.525
54	0.208	1:43.060
48	0.574	1:42.373
191	3.418	1:43.444

90	4.155	1:43.017	0	38.553	1:48.247
17	4.945	1:44.571	22	40.067	1:50.682
44	5.624	1:43.690	159	53.224	1:52.704
331	6.467	1:43.544	101	53.230	1:52.084
13	7.173	1:44.276	40	1:00.030	1:55.526
9	8.442	1:44.438	143	1:00.358	1:55.234
82	11.367	1:43.746	50	1:13.004	1:55.673
606	18.736	1:48.264	526	1:30.721	1:59.891
22	24.181	1:50.572	70	1:45.574	2:03.255
171	24.620	1:50.371			
53	25.108	1:49.774			
0	25.349	1:51.281			
159	32.988	1:53.340			
101	33.628	1:52.872			
40	35.901	1:53.349			
143	37.039	1:53.090			
50	45.460	1:57.624			
526	55.010	2:01.155			
70	1:05.543	2:02.768			
20	1:30.484	2:12.035			

LAP 4 @ 17:32:31.646

NO	BEHIND	LAP TIME
54		1:42.480
148	0.331	1:43.019
48	0.761	1:42.875
90	2.169	1:40.702
191	4.422	1:43.692
17	4.705	1:42.448
44	6.583	1:43.647
331	7.393	1:43.614
13	9.977	1:45.492
9	10.131	1:44.377
82	11.636	1:42.957
606	24.024	1:47.976
171	28.646	1:46.714
22	31.556	1:50.063
53	31.653	1:49.233
0	32.477	1:49.816
159	42.691	1:52.391
101	43.317	1:52.377
40	46.675	1:53.462
143	47.295	1:52.944
50	59.502	1:56.730
526	1:13.001	2:00.679
70	1:24.490	2:01.635

LAP 5 @ 17:34:13.817

NO	BEHIND	LAP TIME
54		1:42.171
48	0.247	1:41.657
148	0.761	1:42.601
90	2.798	1:42.800
191	5.848	1:43.597
17	6.309	1:43.775
44	8.025	1:43.613
331	8.479	1:43.257
13	11.206	1:43.400
82	12.510	1:43.045
9	15.220	1:47.260
20	1 Lap	2:13.267
606	30.479	1:48.626
171	31.260	1:44.785
53	37.401	1:47.919

Weather / Track : Bright / Dry

Results can be found at www.tsl-timing.com

Cadwell Park

Circuit Length = 2.1800 miles

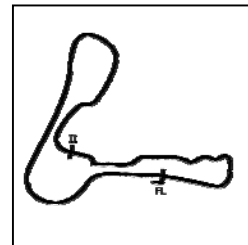
Start: 17:25 Flag 17:34 End: 17:36

Printed - 17:37 Saturday, 03 August 2019

BMCRC - MRO Championships 2019 - Rnd 7 @ Cadwell Park

BMCRC Thunderbike Sport - A & C

RACE 14 - SECTOR ANALYSIS



SECTOR 1 = FL to I1, SECTOR 2 = I1 to FL, DIFF = Difference To Personal Best Lap, P = Crossed Finish Line in Pit Lane, D = Time Disallowed

P1 54 C		Adam JAMISON		Yamaha - AJ Racing		
IDEAL LAP TIME : 1:41.558		BEST LAP TIME : 1:41.838		DIFFERENCE : 0.280		
LAP	SECTOR 1	SECTOR 2	LAP TIME	MPH	DIFF	TIME OF DAY
1 -		43.642	1:48.785	72.14	6.947	17:27:24.268
2 -	59.081	42.757	1:41.838 (1)	77.06		17:29:06.106
3 -	58.801	44.259	1:43.060	76.15	1.222	17:30:49.166
4 -	59.072	43.408	1:42.480 (3)	76.58	0.642	17:32:31.646
5 -	59.094	43.077	1:42.171 (2)	76.81	0.333	17:34:13.817

P2 48 C		Shaun WALLIS		Yamaha - Watling Tyres		
IDEAL LAP TIME : 1:41.003		BEST LAP TIME : 1:41.657		DIFFERENCE : 0.654		
LAP	SECTOR 1	SECTOR 2	LAP TIME	MPH	DIFF	TIME OF DAY
1 -		43.266	1:49.739	71.51	8.082	17:27:25.222
2 -	59.521	42.416	1:41.937 (2)	76.98	0.280	17:29:07.159
3 -	59.485	42.888	1:42.373 (3)	76.66	0.716	17:30:49.532
4 -	59.322	43.553	1:42.875	76.28	1.218	17:32:32.407
5 -	58.587	43.070	1:41.657 (1)	77.20		17:34:14.064

P3 148 C		Richie WELSH		Kawasaki - EDEN'S EXPERIENCES/PETER FLEMING		
IDEAL LAP TIME : 1:41.684		BEST LAP TIME : 1:42.525		DIFFERENCE : 0.841		
LAP	SECTOR 1	SECTOR 2	LAP TIME	MPH	DIFF	TIME OF DAY
1 -		42.995	1:48.299	72.46	5.774	17:27:23.782
2 -	59.789	42.862	1:42.651 (3)	76.45	0.126	17:29:06.433
3 -	58.822	43.703	1:42.525 (1)	76.54		17:30:48.958
4 -	59.409	43.610	1:43.019	76.18	0.494	17:32:31.977
5 -	59.285	43.316	1:42.601 (2)	76.49	0.076	17:34:14.578

P4 90 C		Edward WATSON		Yamaha - Motorsportdays.com TEA Time Racing		
IDEAL LAP TIME : 1:40.702		BEST LAP TIME : 1:40.702		DIFFERENCE : 0.000		
LAP	SECTOR 1	SECTOR 2	LAP TIME	MPH	DIFF	TIME OF DAY
1 -		43.605	1:50.615	70.94	9.913	17:27:26.098
2 -	1:00.314	43.684	1:43.998	75.46	3.296	17:29:10.096
3 -	59.800	43.217	1:43.017 (3)	76.18	2.315	17:30:53.113
4 -	57.920	42.782	1:40.702 (1)	77.93		17:32:33.815
5 -	58.687	44.113	1:42.800 (2)	76.34	2.098	17:34:16.615

P5 191 C		James SEATH		Kawasaki - Ovenden Earthmoving		
IDEAL LAP TIME : 1:43.326		BEST LAP TIME : 1:43.444		DIFFERENCE : 0.118		
LAP	SECTOR 1	SECTOR 2	LAP TIME	MPH	DIFF	TIME OF DAY
1 -		43.351	1:49.650	71.57	6.206	17:27:25.133
2 -	1:00.454	43.345	1:43.799	75.60	0.355	17:29:08.932
3 -	59.981	43.463	1:43.444 (1)	75.86		17:30:52.376
4 -	1:00.072	43.620	1:43.692 (3)	75.68	0.248	17:32:36.068
5 -	1:00.048	43.549	1:43.597 (2)	75.75	0.153	17:34:19.665

P6 17 A		Tommy DOWNES (R)		Suzuki - Ray Gnarley/ MoreMoto		
IDEAL LAP TIME : 1:42.332		BEST LAP TIME : 1:42.448		DIFFERENCE : 0.116		
LAP	SECTOR 1	SECTOR 2	LAP TIME	MPH	DIFF	TIME OF DAY
1 -		43.781	1:49.304	71.80	6.856	17:27:24.787
2 -	1:01.091	43.454	1:44.545 (3)	75.06	2.097	17:29:09.332
3 -	1:00.908	43.663	1:44.571	75.05	2.123	17:30:53.903
4 -	59.977	42.471	1:42.448 (1)	76.60		17:32:36.351
5 -	59.861	43.914	1:43.775 (2)	75.62	1.327	17:34:20.126

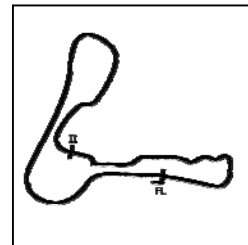
Weather / Track : Bright / Dry

Cadwell Park
Circuit Length = 2.1800 miles
Start: 17:25 Flag 17:34 End: 17:36

BMCRC - MRO Championships 2019 - Rnd 7 @ Cadwell Park

BMCRC Thunderbike Sport - A & C

RACE 14 - SECTOR ANALYSIS



SECTOR 1 = FL to I1, SECTOR 2 = I1 to FL, DIFF = Difference To Personal Best Lap, P = Crossed Finish Line in Pit Lane, D = Time Disallowed

P7 44 A James ROBINSON (R)		Honda - CurrentElec				
IDEAL LAP TIME : 1:43.250		BEST LAP TIME : 1:43.613		DIFFERENCE : 0.363		
LAP	SECTOR 1	SECTOR 2	LAP TIME	MPH	DIFF	TIME OF DAY
1 -		43.702	1:51.542	70.35	7.929	17:27:27.025
2 -	1:00.488	43.379	1:43.867	75.55	0.254	17:29:10.892
3 -	1:00.211	43.479	1:43.690 (3)	75.68	0.077	17:30:54.582
4 -	1:00.104	43.543	1:43.647 (2)	75.71	0.034	17:32:38.229
5 -	59.871	43.742	1:43.613 (1)	75.74		17:34:21.842

P8 331 C Illiam QUAYLE		Suzuki -				
IDEAL LAP TIME : 1:42.312		BEST LAP TIME : 1:43.257		DIFFERENCE : 0.945		
LAP	SECTOR 1	SECTOR 2	LAP TIME	MPH	DIFF	TIME OF DAY
1 -		44.633	1:52.749	69.60	9.492	17:27:28.232
2 -	59.876	43.773	1:43.649	75.71	0.392	17:29:11.881
3 -	59.716	43.828	1:43.544 (2)	75.79	0.287	17:30:55.425
4 -	1:00.698	42.916	1:43.614 (3)	75.74	0.357	17:32:39.039
5 -	59.396	43.861	1:43.257 (1)	76.00		17:34:22.296

P9 13 C Wil GREEN		Suzuki - Faith Fueled Racing				
IDEAL LAP TIME : 1:43.160		BEST LAP TIME : 1:43.400		DIFFERENCE : 0.240		
LAP	SECTOR 1	SECTOR 2	LAP TIME	MPH	DIFF	TIME OF DAY
1 -		43.949	1:51.412	70.44	8.012	17:27:26.895
2 -	1:00.813	44.147	1:44.960 (3)	74.77	1.560	17:29:11.855
3 -	1:00.541	43.735	1:44.276 (2)	75.26	0.876	17:30:56.131
4 -	1:00.163	45.329	1:45.492	74.39	2.092	17:32:41.623
5 -	59.425	43.975	1:43.400 (1)	75.90		17:34:25.023

P10 82 C Matt HINNELLS		Honda - Bears repairs/Jamie Vale Carpentry				
IDEAL LAP TIME : 1:42.284		BEST LAP TIME : 1:42.957		DIFFERENCE : 0.673		
LAP	SECTOR 1	SECTOR 2	LAP TIME	MPH	DIFF	TIME OF DAY
1 -		44.929	1:57.067	67.03	14.110	17:27:32.550
2 -	1:00.232	43.797	1:44.029	75.44	1.072	17:29:16.579
3 -	1:00.302	43.444	1:43.746 (3)	75.64	0.789	17:31:00.325
4 -	59.692	43.265	1:42.957 (1)	76.22		17:32:43.282
5 -	59.019	44.026	1:43.045 (2)	76.16	0.088	17:34:26.327

P11 9 A Jack BEDNAREK (R)		Yamaha -				
IDEAL LAP TIME : 1:44.115		BEST LAP TIME : 1:44.377		DIFFERENCE : 0.262		
LAP	SECTOR 1	SECTOR 2	LAP TIME	MPH	DIFF	TIME OF DAY
1 -		44.568	1:52.996	69.45	8.619	17:27:28.479
2 -	1:01.397	43.086	1:44.483 (3)	75.11	0.106	17:29:12.962
3 -	1:01.367	43.071	1:44.438 (2)	75.14	0.061	17:30:57.400
4 -	1:01.091	43.286	1:44.377 (1)	75.18		17:32:41.777
5 -	1:01.044	46.216	1:47.260	73.16	2.883	17:34:29.037

P12 606 A Jake ANDERTON (R)		Honda - CurrentElec Limited				
IDEAL LAP TIME : 1:47.291		BEST LAP TIME : 1:47.549		DIFFERENCE : 0.258		
LAP	SECTOR 1	SECTOR 2	LAP TIME	MPH	DIFF	TIME OF DAY
1 -		45.483	1:56.398	67.42	8.849	17:27:31.881
2 -	1:01.808	45.741	1:47.549 (1)	72.97		17:29:19.430
3 -	1:02.503	45.761	1:48.264 (3)	72.49	0.715	17:31:07.694
4 -	1:02.245	45.731	1:47.976 (2)	72.68	0.427	17:32:55.670
5 -	1:02.483	46.143	1:48.626	72.24	1.077	17:34:44.296

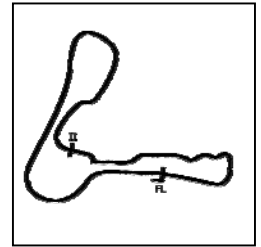
Weather / Track : Bright / Dry

Cadwell Park
Circuit Length = 2.1800 miles
Start: 17:25 Flag 17:34 End: 17:36

BMCRC - MRO Championships 2019 - Rnd 7 @ Cadwell Park

BMCRC Thunderbike Sport - A & C

RACE 14 - SECTOR ANALYSIS



SECTOR 1 = FL to I1, SECTOR 2 = I1 to FL, DIFF = Difference To Personal Best Lap, P = Crossed Finish Line in Pit Lane, D = Time Disallowed

P13 171 C		Colin CLUNE		Suzuki -		
IDEAL LAP TIME : 1:44.785		BEST LAP TIME : 1:44.785		DIFFERENCE : 0.000		
LAP	SECTOR 1	SECTOR 2	LAP TIME	MPH	DIFF	TIME OF DAY
1 -		44.585	1:58.174	66.41	13.389	17:27:33.657
2 -	1:02.409	47.141	1:49.550 (3)	71.63	4.765	17:29:23.207
3 -	1:04.285	46.086	1:50.371	71.10	5.586	17:31:13.578
4 -	1:02.706	44.008	1:46.714 (2)	73.54	1.929	17:33:00.292
5 -	1:01.131	43.654	1:44.785 (1)	74.89		17:34:45.077

P14 53 A		Tim BANWELL (R)		Yamaha -		
IDEAL LAP TIME : 1:47.919		BEST LAP TIME : 1:47.919		DIFFERENCE : 0.000		
LAP	SECTOR 1	SECTOR 2	LAP TIME	MPH	DIFF	TIME OF DAY
1 -		45.745	1:58.644	66.14	10.725	17:27:34.127
2 -	1:03.273	46.892	1:50.165	71.23	2.246	17:29:24.292
3 -	1:03.688	46.086	1:49.774 (3)	71.49	1.855	17:31:14.066
4 -	1:03.381	45.852	1:49.233 (2)	71.84	1.314	17:33:03.299
5 -	1:03.205	44.714	1:47.919 (1)	72.72		17:34:51.218

P15 0 C		Luke STANLEY		Yamaha - Urban Race Tribe		
IDEAL LAP TIME : 1:48.247		BEST LAP TIME : 1:48.247		DIFFERENCE : 0.000		
LAP	SECTOR 1	SECTOR 2	LAP TIME	MPH	DIFF	TIME OF DAY
1 -		45.725	1:57.221	66.95	8.974	17:27:32.704
2 -	1:03.735	46.587	1:50.322 (3)	71.13	2.075	17:29:23.026
3 -	1:04.719	46.562	1:51.281	70.52	3.034	17:31:14.307
4 -	1:03.770	46.046	1:49.816 (2)	71.46	1.569	17:33:04.123
5 -	1:02.959	45.288	1:48.247 (1)	72.50		17:34:52.370

P16 22 C		Matthew MAY		Honda - Tliehurst Glass Racing		
IDEAL LAP TIME : 1:48.483		BEST LAP TIME : 1:49.495		DIFFERENCE : 1.012		
LAP	SECTOR 1	SECTOR 2	LAP TIME	MPH	DIFF	TIME OF DAY
1 -		45.765	1:57.589	66.74	8.094	17:27:33.072
2 -	1:02.718	46.777	1:49.495 (1)	71.67		17:29:22.567
3 -	1:04.639	45.933	1:50.572 (3)	70.97	1.077	17:31:13.139
4 -	1:04.029	46.034	1:50.063 (2)	71.30	0.568	17:33:03.202
5 -	1:03.491	47.191	1:50.682	70.90	1.187	17:34:53.884

P17 159 C		Benn RIDGWELL		Suzuki - Ridgely Racing		
IDEAL LAP TIME : 1:51.722		BEST LAP TIME : 1:51.774		DIFFERENCE : 0.052		
LAP	SECTOR 1	SECTOR 2	LAP TIME	MPH	DIFF	TIME OF DAY
1 -		47.286	2:01.349	64.67	9.575	17:27:36.832
2 -	1:04.513	47.261	1:51.774 (1)	70.21		17:29:28.606
3 -	1:05.971	47.369	1:53.340	69.24	1.566	17:31:21.946
4 -	1:05.182	47.209	1:52.391 (2)	69.82	0.617	17:33:14.337
5 -	1:05.195	47.509	1:52.704 (3)	69.63	0.930	17:35:07.041

P18 101 A		Glen TRIPP (R)		Honda - yaki too racing		
IDEAL LAP TIME : 1:51.979		BEST LAP TIME : 1:52.084		DIFFERENCE : 0.105		
LAP	SECTOR 1	SECTOR 2	LAP TIME	MPH	DIFF	TIME OF DAY
1 -		47.033	2:01.979	64.33	9.895	17:27:37.462
2 -	1:05.420	46.832	1:52.252 (2)	69.91	0.168	17:29:29.714
3 -	1:05.540	47.332	1:52.872	69.53	0.788	17:31:22.586
4 -	1:05.523	46.854	1:52.377 (3)	69.83	0.293	17:33:14.963
5 -	1:05.147	46.937	1:52.084 (1)	70.01		17:35:07.047

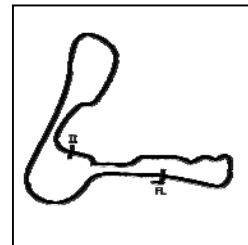
Weather / Track : Bright / Dry

Cadwell Park
Circuit Length = 2.1800 miles
Start: 17:25 Flag 17:34 End: 17:36

BMCRC - MRO Championships 2019 - Rnd 7 @ Cadwell Park

BMCRC Thunderbike Sport - A & C

RACE 14 - SECTOR ANALYSIS



SECTOR 1 = FL to I1, SECTOR 2 = I1 to FL, DIFF = Difference To Personal Best Lap, P = Crossed Finish Line in Pit Lane, D = Time Disallowed

P19 40 A		Simon WILKINSON (R)		Suzuki - S P Wilkinson Engineering Ltd		
IDEAL LAP TIME : 1:53.165		BEST LAP TIME : 1:53.184		DIFFERENCE : 0.019		
LAP	SECTOR 1	SECTOR 2	LAP TIME	MPH	DIFF	TIME OF DAY
1 -		47.468	2:02.843	63.88	9.659	17:27:38.326
2 -	1:06.075	47.109	1:53.184 (1)	69.33		17:29:31.510
3 -	1:06.056	47.293	1:53.349 (2)	69.23	0.165	17:31:24.859
4 -	1:06.063	47.399	1:53.462 (3)	69.16	0.278	17:33:18.321
5 -	1:07.349	48.177	1:55.526	67.93	2.342	17:35:13.847

P20 143 C		Robert DAVIE		Suzuki -		
IDEAL LAP TIME : 1:52.226		BEST LAP TIME : 1:52.351		DIFFERENCE : 0.125		
LAP	SECTOR 1	SECTOR 2	LAP TIME	MPH	DIFF	TIME OF DAY
1 -		48.626	2:05.073	62.74	12.722	17:27:40.556
2 -	1:05.251	47.100	1:52.351 (1)	69.85		17:29:32.907
3 -	1:05.126	47.964	1:53.090 (3)	69.39	0.739	17:31:25.997
4 -	1:05.462	47.482	1:52.944 (2)	69.48	0.593	17:33:18.941
5 -	1:07.205	48.029	1:55.234	68.10	2.883	17:35:14.175

P21 50 C		Adam RIDGWELL		Suzuki - Ridgely Racing		
IDEAL LAP TIME : 1:55.673		BEST LAP TIME : 1:55.673		DIFFERENCE : 0.000		
LAP	SECTOR 1	SECTOR 2	LAP TIME	MPH	DIFF	TIME OF DAY
1 -		48.391	2:04.629	62.97	8.956	17:27:40.112
2 -	1:07.913	48.769	1:56.682 (2)	67.26	1.009	17:29:36.794
3 -	1:07.879	49.745	1:57.624	66.72	1.951	17:31:34.418
4 -	1:08.167	48.563	1:56.730 (3)	67.23	1.057	17:33:31.148
5 -	1:07.527	48.146	1:55.673 (1)	67.84		17:35:26.821

P22 526 A		Michael ARMANI (R)		Honda -		
IDEAL LAP TIME : 1:59.265		BEST LAP TIME : 1:59.820		DIFFERENCE : 0.555		
LAP	SECTOR 1	SECTOR 2	LAP TIME	MPH	DIFF	TIME OF DAY
1 -		49.881	2:07.510	61.54	7.690	17:27:42.993
2 -	1:09.384	50.436	1:59.820 (1)	65.49		17:29:42.813
3 -	1:10.385	50.770	2:01.155	64.77	1.335	17:31:43.968
4 -	1:10.249	50.430	2:00.679 (3)	65.03	0.859	17:33:44.647
5 -	1:09.463	50.428	1:59.891 (2)	65.46	0.071	17:35:44.538

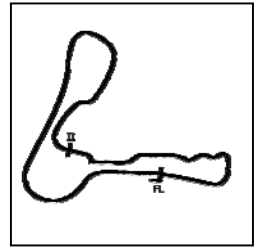
P23 70 A		Vanessa GILLAM (R)		Suzuki - No More Straps		
IDEAL LAP TIME : 2:01.596		BEST LAP TIME : 2:01.635		DIFFERENCE : 0.039		
LAP	SECTOR 1	SECTOR 2	LAP TIME	MPH	DIFF	TIME OF DAY
1 -		51.123	2:14.395	58.39	12.760	17:27:49.878
2 -	1:11.249	50.606	2:01.855 (2)	64.40	0.220	17:29:51.733
3 -	1:12.001	50.767	2:02.768 (3)	63.92	1.133	17:31:54.501
4 -	1:11.288	50.347	2:01.635 (1)	64.52		17:33:56.136
5 -	1:11.930	51.325	2:03.255	63.67	1.620	17:35:59.391

P24 20 A		Steve MALE (R)		Suzuki - ATB Racing		
IDEAL LAP TIME : 2:10.745		BEST LAP TIME : 2:12.035		DIFFERENCE : 1.290		
LAP	SECTOR 1	SECTOR 2	LAP TIME	MPH	DIFF	TIME OF DAY
1 -		54.536	2:18.113	56.82	6.078	17:27:53.596
2 -	1:16.209	57.602	2:13.811 (3)	58.65	1.776	17:30:07.407
3 -	1:16.691	55.344	2:12.035 (1)	59.43		17:32:19.442
4 -	1:17.102	56.165	2:13.267 (2)	58.88	1.232	17:34:32.709

BMCRC - MRO Championships 2019 - Rnd 7 @ Cadwell Park

BMCRC Thunderbike Sport - A & C

RACE 14 - SECTOR ANALYSIS



SECTOR 1 = FL to I1, SECTOR 2 = I1 to FL, DIFF = Difference To Personal Best Lap, P = Crossed Finish Line in Pit Lane, D = Time Disallowed

P25 47 C		Thomas WATSON		Yamaha - Motorsportdays.com TEA Time Racing		
IDEAL LAP TIME : 1:39.367		BEST LAP TIME : 1:39.393		DIFFERENCE : 0.026		
LAP	SECTOR 1	SECTOR 2	LAP TIME	MPH	DIFF	TIME OF DAY
1 -		42.082	1:46.209	73.89	6.816	17:27:21.692
2 -	57.285	42.108	1:39.393 (1)	78.95		17:29:01.085

P26 33 A		Peter PARAPANOS (R)		Honda -		
IDEAL LAP TIME :		BEST LAP TIME :		DIFFERENCE :		
LAP	SECTOR 1	SECTOR 2	LAP TIME	MPH	DIFF	TIME OF DAY
1 -		46.709	2:00.389	65.18		17:27:35.872

BMCRC - MRO Championships 2019 - Rnd 7 @ Cadwell Park

BMCRC Thunderbike Sport - A & C

RACE 14 - BEST SECTORS

SECTOR 1			SECTOR 2			IDEAL / BEST COMPARISON						
POS	NO	NAME	TIME	NO	NAME	TIME	POS	NO	NAME	IDEAL	BEST	DIFF
									PERFECT LAP	1:39.367		
1	47	WATSON	57.285	47	WATSON	42.082	1	47	WATSON	1:39.367	1:39.393	0.026
2	90	WATSON	57.920	48	WALLIS	42.416	2	90	WATSON	1:40.702	1:40.702	0.000
3	48	WALLIS	58.587	17	DOWNES (R)	42.471	3	48	WALLIS	1:41.003	1:41.657	0.654
4	54	JAMISON	58.801	54	JAMISON	42.757	4	54	JAMISON	1:41.558	1:41.838	0.280
5	148	WELSH	58.822	90	WATSON	42.782	5	148	WELSH	1:41.684	1:42.525	0.841
6	82	HINNELLS	59.019	148	WELSH	42.862	6	82	HINNELLS	1:42.284	1:42.957	0.673
7	331	QUAYLE	59.396	331	QUAYLE	42.916	7	331	QUAYLE	1:42.312	1:43.257	0.945
8	13	GREEN	59.425	9	BEDNAREK (R)	43.071	8	17	DOWNES (R)	1:42.332	1:42.448	0.116
9	17	DOWNES (R)	59.861	82	HINNELLS	43.265	9	13	GREEN	1:43.160	1:43.400	0.240
10	44	ROBINSON (R)	59.871	191	SEATH	43.345	10	44	ROBINSON (R)	1:43.250	1:43.613	0.363
11	191	SEATH	59.981	44	ROBINSON (R)	43.379	11	191	SEATH	1:43.326	1:43.444	0.118
12	9	BEDNAREK (R)	1:01.044	171	CLUNE	43.654	12	9	BEDNAREK (R)	1:44.115	1:44.377	0.262
13	171	CLUNE	1:01.131	13	GREEN	43.735	13	171	CLUNE	1:44.785	1:44.785	0.000
14	606	ANDERTON (R)	1:01.808	53	BANWELL (R)	44.714	14	606	ANDERTON (R)	1:47.291	1:47.549	0.258
15	22	MAY	1:02.718	0	STANLEY	45.288	15	53	BANWELL (R)	1:47.919	1:47.919	0.000
16	0	STANLEY	1:02.959	606	ANDERTON (R)	45.483	16	0	STANLEY	1:48.247	1:48.247	0.000
17	53	BANWELL (R)	1:03.205	22	MAY	45.765	17	22	MAY	1:48.483	1:49.495	1.012
18	159	RIDGWELL	1:04.513	33	PARAPANOS (R)	46.709	18	159	RIDGWELL	1:51.722	1:51.774	0.052
19	143	DAVIE	1:05.126	101	TRIPP (R)	46.832	19	101	TRIPP (R)	1:51.979	1:52.084	0.105
20	101	TRIPP (R)	1:05.147	143	DAVIE	47.100	20	143	DAVIE	1:52.226	1:52.351	0.125
21	40	WILKINSON (R)	1:06.056	40	WILKINSON (R)	47.109	21	40	WILKINSON (R)	1:53.165	1:53.184	0.019
22	50	RIDGWELL	1:07.527	159	RIDGWELL	47.209	22	50	RIDGWELL	1:55.673	1:55.673	0.000
23	526	ARMANI (R)	1:09.384	50	RIDGWELL	48.146	23	526	ARMANI (R)	1:59.265	1:59.820	0.555
24	70	GILLAM (R)	1:11.249	526	ARMANI (R)	49.881	24	70	GILLAM (R)	2:01.596	2:01.635	0.039
25	20	MALE (R)	1:16.209	70	GILLAM (R)	50.347	25	20	MALE (R)	2:10.745	2:12.035	1.290
26				20	MALE (R)	54.536	26	33	PARAPANOS (R)			

Weather / Track : Bright / Dry

Results can be found at www.tsl-timing.com

Cadwell Park

Circuit Length = 2.1800 miles

Start: 17:25 Flag 17:34 End: 17:36

Printed - 17:37 Saturday, 03 August 2019

BMCRC - MRO Championships 2019 - Rnd 7 @ Cadwell Park

BMCRC Thunderbike Sport - A & B

RACE 4 - GRID (9 Laps)

ROW 11	31	42	Christopher JOHNSON (R)	1		1							
ROW 10		28	16	Geoff LANSDELL	29	77	Joe WHITE (R)	30	185	James ROBINSON			
ROW 9	25	70	Vanessa GILLAM (R)	2:01.397	26	20	Steve MALE (R)	2:11.164	27	208	Adam NELSON		
ROW 8		22	126	Damien LECHAUVE	1:55.399	23	526	Michael ARMANI (R)	1:58.410	24	122	Paul WILSON	1:58.543
ROW 7	19	33	Peter PARAPANOS (R)	1:50.214	20	40	Simon WILKINSON (R)	1:51.390	21	43	Colin HALL	1:52.075	
ROW 6		16	606	Jake ANDERTON (R)	1:48.219	17	66	Mark SMITH	1:48.933	18	101	Glen TRIPP (R)	1:50.003
ROW 5	13	46	Jeff MORRIS	1:46.632	14	56	Jason SOILLEUX	1:46.944	15	53	Tim BANWELL (R)	1:47.931	
ROW 4		10	45	Tom STEVENS	1:43.968	11	9	Jack BEDNAREK (R)	1:44.101	12	85	Andrew KITE	1:45.269
ROW 3	7	44	James ROBINSON (R)	1:42.803	8	624	Matthew FEDRICK (R)	1:42.910	9	104	Alex ROBINSON (R)	1:43.760	
ROW 2		4	84	Ricardo BRANCO	1:41.427	5	81	Malvern MAY	1:41.497	6	17	Tommy DOWNES (R)	1:42.323
ROW 1	1	74	Daniel SINGLETON	1:37.514	2	961	Jack SIM	1:37.925	3	93	Jack WALLIS	1:40.902	
			Pole										

Cadwell Park
Circuit Length = 2.1800 miles

These results are provisional until the conclusion of any judicial and technical matters.

Clerk Of Course :	Steward :	Timekeeper :
-------------------	-----------	--------------

Results can be found at www.tsl-timing.com

Printed - 17:39 Saturday, 03 August 2019



BMCRC - MRO Championships 2019 - Rnd 7 @ Cadwell Park

BMCRC Thunderbike Sport - A & B

RACE 4 - CLASSIFICATION

POS	NO	CL	PIC NAME	ENTRY	LAPS	TIME	GAP	DIFF	MPH	BEST	ON
1	74	B	1 Daniel SINGLETON	Honda - Bambino Developments Racing	9	14:39.726			80.28	1:36.597	8
2	961	B	2 Jack SIM	Yamaha - Platform Lift Engineers Ltd	9	14:44.676	4.950	4.950	79.84	1:36.836	6
3	93	B	3 Jack WALLIS	Yamaha - Watling Tyres RimTec	9	15:30.856	51.130	46.180	75.87	1:42.196	2
4	17	A	1 Tommy DOWNES (R)	Suzuki - Ray Gnarley/ MoreMoto	9	15:35.067	55.341	4.211	75.53	1:42.259	4
5	84	B	4 Ricardo BRANCO	Yamaha - IMP Racing	9	15:39.893	1:00.167	4.826	75.14	1:42.947	8
6	81	B	5 Malvern MAY	Honda -	9	15:40.429	1:00.703	0.536	75.10	1:42.415	8
7	44	A	2 James ROBINSON (R)	Honda - CurrentElec	9	15:41.744	1:02.018	1.315	75.00	1:42.289	2
8	9	A	3 Jack BEDNAREK (R)	Yamaha -	9	15:50.564	1:10.838	8.820	74.30	1:43.749	5
9	606	A	4 Jake ANDERTON (R)	Honda - CurrentElec Limited	9	15:54.661	1:14.935	4.097	73.98	1:44.085	7
10	45	B	6 Tom STEVENS	Suzuki -	9	15:55.287	1:15.561	0.626	73.93	1:44.696	9
11	56	B	7 Jason SOILLEUX	Ducati -	9	15:59.995	1:20.269	4.708	73.57	1:44.621	6
12	85	B	8 Andrew KITE	Ducati - Red Rebel Racing	9	16:00.106	1:20.380	0.111	73.56	1:44.804	9
13	185	B	9 James ROBINSON	Kawasaki - claire palastanga ceramics	9	16:20.143	1:40.417	20.037	72.06	1:46.131	3
14	53	A	5 Tim BANWELL (R)	Yamaha -	8	14:42.690	1 Lap	1 Lap	71.12	1:47.863	4
15	66	B	10 Mark SMITH	Yamaha - MHP EXHAUST S	8	14:44.566	1 Lap	1.876	70.97	1:48.128	2
16	33	A	6 Peter PARAPANOS (R)	Honda -	8	15:07.390	1 Lap	22.824	69.19	1:51.250	5
17	101	A	7 Glen TRIPP (R)	Honda - yaki too racing	8	15:07.619	1 Lap	0.229	69.17	1:51.020	5
18	126	B	11 Damien LECHAUVE	Suzuki -	8	15:19.711	1 Lap	12.092	68.26	1:51.962	3
19	40	A	8 Simon WILKINSON (R)	Suzuki - S P Wilkinson Engineering Ltd	8	15:28.453	1 Lap	8.742	67.62	1:53.751	8
20	88	B	12 David COURT	Kawasaki -	8	15:33.689	1 Lap	5.236	67.24	1:52.666	4
21	526	A	9 Michael ARMANI (R)	Honda -	8	16:19.823	1 Lap	46.134	64.07	2:00.025	8
22	20	A	10 Steve MALE (R)	Suzuki - ATB Racing	7	15:43.833	2 Laps	1 Lap	58.20	2:09.674	6

NOT CLASSIFIED

DNF	46	B	Jeff MORRIS	Suzuki -	8	14:22.624	1 Lap	0.000	72.78	1:45.329	4
DNF	122	B	Paul WILSON	NINJA 300 -	4	7:55.891	5 Laps	4 Laps	65.96	1:55.174	2
DNF	70	A	Vanessa GILLAM (R)	Suzuki - No More Straps	2	4:19.092	7 Laps	2 Laps	60.58	2:01.498	2
DNF	208	B	Adam NELSON	Ducati - Desmowex	0						

FASTEST LAP

74	B	Daniel SINGLETON	Honda - Bambino Developments Racing	8	1:36.597	81.24 mph	130.75 kph
17	A	Tommy DOWNES (R)	Suzuki - Ray Gnarley/ MoreMoto	4	1:42.259	76.74 mph	123.51 kph

Class B - 92.5% of Race Speed = 74.25 mph

Class A - 92.5% of Race Speed = 69.86 mph

Cadwell Park
Circuit Length = 2.1800 miles
Start: 10:35 Flag 10:50 End: 10:52

Weather / Track : Bright / Dry

These results are provisional until the conclusion of any judicial and technical matters.

Clerk Of Course :	Steward :	Timekeeper :
-------------------	-----------	--------------

Results can be found at www.tsl-timing.com

Printed - 10:53 Sunday, 04 August 2019



BMCRC - MRO Championships 2019 - Rnd 7 @ Cadwell Park

BMCRC Thunderbike Sport - A & B

RACE 4 - LAP CHART

LAP 1 @ 10:37:31.616

NO	BEHIND	LAP TIME
74		1:43.780
961	0.351	1:44.131
84	5.883	1:49.663
93	6.689	1:50.469
17	7.070	1:50.850
81	7.613	1:51.393
44	8.378	1:52.158
45	9.757	1:53.537
56	10.270	1:54.050
85	11.561	1:55.341
9	11.790	1:55.570
606	11.935	1:55.715
46	12.708	1:56.488
66	13.233	1:57.013
53	15.242	1:59.022
33	17.120	2:00.900
185	17.534	2:01.314
101	18.326	2:02.106
40	20.157	2:03.937
126	20.982	2:04.762
122	24.234	2:08.014
526	26.120	2:09.900
88	27.518	2:11.298
70	33.814	2:17.594
20	37.932	2:21.712

LAP 2 @ 10:39:08.625

NO	BEHIND	LAP TIME
74		1:37.009
961	0.610	1:37.268
93	11.876	1:42.196
84	12.516	1:43.642
17	13.103	1:43.042
81	13.154	1:42.550
44	13.658	1:42.289
45	17.726	1:44.978
56	19.006	1:45.745
9	19.896	1:45.115
606	21.077	1:46.151
85	21.205	1:46.653
46	22.192	1:46.493
66	24.352	1:48.128
53	27.246	1:49.013
185	27.806	1:47.281
33	32.772	1:52.661
101	33.677	1:52.360
40	37.216	1:54.068
126	37.987	1:54.014
122	42.399	1:55.174
88	43.927	1:53.418
526	49.158	2:00.047
70	58.303	2:01.498
20	1:14.028	2:13.105

LAP 3 @ 10:40:45.438

NO	BEHIND	LAP TIME
74		1:36.813
961	0.814	1:37.017
93	17.310	1:42.247
84	18.973	1:43.270
81	19.339	1:42.998

17	19.720	1:43.430
44	20.786	1:43.941
45	25.721	1:44.808
9	27.094	1:44.011
56	28.031	1:45.838
606	28.985	1:44.721
85	30.290	1:45.898
46	31.454	1:46.075
66	36.859	1:49.320
185	37.124	1:46.131
53	39.261	1:48.828
33	48.964	1:53.005
101	49.351	1:52.487
126	53.136	1:51.962
40	55.960	1:55.557
122	1:01.562	1:55.976
88	1:01.585	1:54.471
526	1:16.753	2:04.408

LAP 4 @ 10:42:23.109

NO	BEHIND	LAP TIME
74		1:37.671
961	0.632	1:37.489
93	22.485	1:42.846
20	1 Lap	2:24.267
17	24.308	1:42.259
84	25.518	1:44.216
81	26.046	1:44.378
44	26.403	1:43.288
45	33.258	1:45.208
9	33.782	1:44.359
56	35.708	1:45.348
606	36.270	1:44.956
85	37.937	1:45.318
46	39.112	1:45.329
185	46.935	1:47.482
66	48.575	1:49.387
53	49.453	1:47.863
33	1:02.899	1:51.606
101	1:03.617	1:51.937
126	1:08.221	1:52.756
40	1:13.091	1:54.802
88	1:16.580	1:52.666
122	1:20.618	1:56.727

LAP 5 @ 10:44:00.061

NO	BEHIND	LAP TIME
74		1:36.952
961	0.851	1:37.171
526	1 Lap	2:01.662
93	27.899	1:42.366
17	29.776	1:42.420
84	33.384	1:44.818
81	33.868	1:44.774
44	34.008	1:44.557
9	40.579	1:43.749
45	42.312	1:46.006
606	43.515	1:44.197
56	44.345	1:45.589
85	47.010	1:46.025
46	47.871	1:45.711
185	59.114	1:49.131
20	1 Lap	2:13.380
66	1:01.538	1:49.915

53	1:02.328	1:49.827
33	1:17.197	1:51.250
101	1:17.685	1:51.020
126	1:24.449	1:53.180
40	1:31.566	1:55.427
88	1:32.818	1:53.190

LAP 6 @ 10:45:36.677

NO	BEHIND	LAP TIME
74		1:36.616
961	1.071	1:36.836
526	1 Lap	2:00.924
93	33.576	1:42.293
17	36.102	1:42.942
84	40.641	1:43.873
44	40.935	1:43.543
81	41.565	1:44.313
9	47.922	1:43.959
45	51.427	1:45.731
606	51.785	1:44.886
56	52.350	1:44.621
85	55.992	1:45.598
46	56.692	1:45.437
185	1:09.571	1:47.073
53	1:15.297	1:49.585
66	1:16.091	1:51.169
33	1:34.544	1:53.963
101	1:34.935	1:53.866
20	1 Lap	2:11.830

LAP 7 @ 10:47:13.708

NO	BEHIND	LAP TIME
74		1:37.031
961	2.411	1:38.371
126	1 Lap	1:54.422
40	1 Lap	1:54.836
88	1 Lap	1:54.918
93	39.245	1:42.700
17	42.228	1:43.157
84	47.801	1:44.191
44	47.933	1:44.029
81	48.698	1:44.164
526	1 Lap	2:01.546
9	55.159	1:44.268
606	58.839	1:44.085
45	59.429	1:45.033
56	1:01.054	1:45.735
85	1:04.197	1:45.236
46	1:05.538	1:45.877
185	1:19.504	1:46.964
53	1:27.573	1:49.307
66	1:28.828	1:49.768

LAP 8 @ 10:48:50.305

NO	BEHIND	LAP TIME
74		1:36.597
961	3.577	1:37.763
33	1 Lap	1:52.613
101	1 Lap	1:52.572
126	1 Lap	1:54.539
20	2 Laps	2:09.674
40	1 Lap	1:56.075
88	1 Lap	1:56.138

93	45.289	1:42.641
17	48.662	1:43.031
84	54.151	1:42.947
81	54.516	1:42.415
44	54.797	1:43.461
9	1:03.810	1:45.248
606	1:07.542	1:45.300
45	1:08.122	1:45.290
56	1:11.056	1:46.599
85	1:12.833	1:45.233
526	1 Lap	2:01.311
46	1:20.155	1:51.214
185	1:30.459	1:47.552

LAP 9 @ 10:50:27.562

NO	BEHIND	LAP TIME
74		1:37.257
53	1 Lap	1:49.245
66	1 Lap	1:49.866
961	4.950	1:38.630
33	1 Lap	1:51.392
101	1 Lap	1:51.271
126	1 Lap	1:54.076
40	1 Lap	1:53.751
93	51.130	1:43.098
88	1 Lap	1:57.590
17	55.341	1:43.936
84	1:00.167	1:43.273
81	1:00.703	1:43.444
44	1:02.018	1:44.478
20	2 Laps	2:09.865
9	1:10.838	1:44.285
606	1:14.935	1:44.650
45	1:15.561	1:44.696
56	1:20.269	1:46.470
85	1:20.380	1:44.804
526	1 Lap	2:00.025
185	1:40.417	1:47.215

Cadwell Park

Circuit Length = 2.1800 miles

Start: 10:35 Flag 10:50 End: 10:52

Weather / Track : Bright / Dry

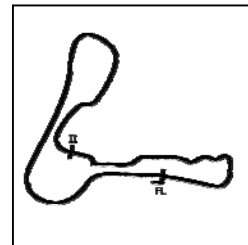
Results can be found at www.tsl-timing.com

Printed - 10:54 Sunday, 04 August 2019

BMCRC - MRO Championships 2019 - Rnd 7 @ Cadwell Park

BMCRC Thunderbike Sport - A & B

RACE 4 - SECTOR ANALYSIS



SECTOR 1 = FL to I1, SECTOR 2 = I1 to FL, DIFF = Difference To Personal Best Lap, P = Crossed Finish Line in Pit Lane, D = Time Disallowed

P1 74 B Daniel SINGLETON		Honda - Bambino Developments Racing				
IDEAL LAP TIME : 1:35.898		BEST LAP TIME : 1:36.597		DIFFERENCE : 0.699		
LAP	SECTOR 1	SECTOR 2	LAP TIME	MPH	DIFF	TIME OF DAY
1 -		41.388	1:43.780	75.62	7.183	10:37:31.616
2 -	56.181	40.828	1:37.009	80.90	0.412	10:39:08.625
3 -	55.995	40.818	1:36.813 (3)	81.06	0.216	10:40:45.438
4 -	56.771	40.900	1:37.671	80.35	1.074	10:42:23.109
5 -	55.704	41.248	1:36.952	80.94	0.355	10:44:00.061
6 -	55.413	41.203	1:36.616 (2)	81.22	0.019	10:45:36.677
7 -	56.011	41.020	1:37.031	80.88	0.434	10:47:13.708
8 -	56.112	40.485	1:36.597 (1)	81.24		10:48:50.305
9 -	55.614	41.643	1:37.257	80.69	0.660	10:50:27.562

P2 961 B Jack SIM		Yamaha - Platform Lift Engineers Ltd				
IDEAL LAP TIME : 1:36.558		BEST LAP TIME : 1:36.836		DIFFERENCE : 0.278		
LAP	SECTOR 1	SECTOR 2	LAP TIME	MPH	DIFF	TIME OF DAY
1 -		41.319	1:44.131	75.36	7.295	10:37:31.967
2 -	56.619	40.649	1:37.268	80.68	0.432	10:39:09.235
3 -	56.521	40.496	1:37.017 (2)	80.89	0.181	10:40:46.252
4 -	56.627	40.862	1:37.489	80.50	0.653	10:42:23.741
5 -	56.062	41.109	1:37.171 (3)	80.76	0.335	10:44:00.912
6 -	56.147	40.689	1:36.836 (1)	81.04		10:45:37.748
7 -	56.696	41.675	1:38.371	79.78	1.535	10:47:16.119
8 -	57.248	40.515	1:37.763	80.27	0.927	10:48:53.882
9 -	56.628	42.002	1:38.630	79.57	1.794	10:50:32.512

P3 93 B Jack WALLIS		Yamaha - Watling Tyres RimTec				
IDEAL LAP TIME : 1:41.930		BEST LAP TIME : 1:42.196		DIFFERENCE : 0.266		
LAP	SECTOR 1	SECTOR 2	LAP TIME	MPH	DIFF	TIME OF DAY
1 -		43.570	1:50.469	71.04	8.273	10:37:38.305
2 -	59.084	43.112	1:42.196 (1)	76.79		10:39:20.501
3 -	59.401	42.846	1:42.247 (2)	76.75	0.051	10:41:02.748
4 -	59.407	43.439	1:42.846	76.30	0.650	10:42:45.594
5 -	59.290	43.076	1:42.366	76.66	0.170	10:44:27.960
6 -	59.166	43.127	1:42.293 (3)	76.72	0.097	10:46:10.253
7 -	59.650	43.050	1:42.700	76.41	0.504	10:47:52.953
8 -	59.152	43.489	1:42.641	76.46	0.445	10:49:35.594
9 -	1:00.231	42.867	1:43.098	76.12	0.902	10:51:18.692

P4 17 A Tommy DOWNES (R)		Suzuki - Ray Gnarley/ MoreMoto				
IDEAL LAP TIME : 1:42.136		BEST LAP TIME : 1:42.259		DIFFERENCE : 0.123		
LAP	SECTOR 1	SECTOR 2	LAP TIME	MPH	DIFF	TIME OF DAY
1 -		43.410	1:50.850	70.79	8.591	10:37:38.686
2 -	59.339	43.703	1:43.042	76.16	0.783	10:39:21.728
3 -	59.927	43.503	1:43.430	75.87	1.171	10:41:05.158
4 -	59.462	42.797	1:42.259 (1)	76.74		10:42:47.417
5 -	59.518	42.902	1:42.420 (2)	76.62	0.161	10:44:29.837
6 -	1:00.037	42.905	1:42.942 (3)	76.23	0.683	10:46:12.779
7 -	1:00.300	42.857	1:43.157	76.07	0.898	10:47:55.936
8 -	1:00.092	42.939	1:43.031	76.17	0.772	10:49:38.967
9 -	1:00.418	43.518	1:43.936	75.50	1.677	10:51:22.903

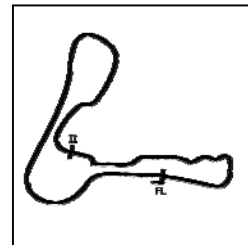
Weather / Track : Bright / Dry

Cadwell Park
Circuit Length = 2.1800 miles
Start: 10:35 Flag 10:50 End: 10:52

BMCRC - MRO Championships 2019 - Rnd 7 @ Cadwell Park

BMCRC Thunderbike Sport - A & B

RACE 4 - SECTOR ANALYSIS



SECTOR 1 = FL to I1, SECTOR 2 = I1 to FL, DIFF = Difference To Personal Best Lap, P = Crossed Finish Line in Pit Lane, D = Time Disallowed

P5 84 B Ricardo BRANCO			Yamaha - IMP Racing			
IDEAL LAP TIME : 1:42.732		BEST LAP TIME : 1:42.947		DIFFERENCE : 0.215		
LAP	SECTOR 1	SECTOR 2	LAP TIME	MPH	DIFF	TIME OF DAY
1 -		43.428	1:49.663	71.56	6.716	10:37:37.499
2 -	1:00.333	43.309	1:43.642	75.72	0.695	10:39:21.141
3 -	59.804	43.466	1:43.270 (2)	75.99	0.323	10:41:04.411
4 -	1:00.830	43.386	1:44.216	75.30	1.269	10:42:48.627
5 -	1:01.390	43.428	1:44.818	74.87	1.871	10:44:33.445
6 -	1:00.579	43.294	1:43.873	75.55	0.926	10:46:17.318
7 -	1:00.046	44.145	1:44.191	75.32	1.244	10:48:01.509
8 -	59.637	43.310	1:42.947 (1)	76.23		10:49:44.456
9 -	59.438	43.835	1:43.273 (3)	75.99	0.326	10:51:27.729

P6 81 B Malvern MAY			Honda -			
IDEAL LAP TIME : 1:42.367		BEST LAP TIME : 1:42.415		DIFFERENCE : 0.048		
LAP	SECTOR 1	SECTOR 2	LAP TIME	MPH	DIFF	TIME OF DAY
1 -		44.137	1:51.393	70.45	8.978	10:37:39.229
2 -	59.245	43.305	1:42.550 (2)	76.52	0.135	10:39:21.779
3 -	59.665	43.333	1:42.998 (3)	76.19	0.583	10:41:04.777
4 -	1:00.760	43.618	1:44.378	75.18	1.963	10:42:49.155
5 -	1:01.071	43.703	1:44.774	74.90	2.359	10:44:33.929
6 -	1:00.762	43.551	1:44.313	75.23	1.898	10:46:18.242
7 -	59.918	44.246	1:44.164	75.34	1.749	10:48:02.406
8 -	59.293	43.122	1:42.415 (1)	76.63		10:49:44.821
9 -	59.483	43.961	1:43.444	75.86	1.029	10:51:28.265

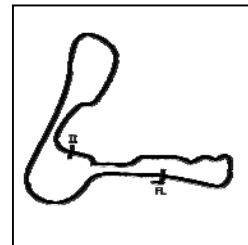
P7 44 A James ROBINSON (R)			Honda - CurrentElec			
IDEAL LAP TIME : 1:42.289		BEST LAP TIME : 1:42.289		DIFFERENCE : 0.000		
LAP	SECTOR 1	SECTOR 2	LAP TIME	MPH	DIFF	TIME OF DAY
1 -		43.527	1:52.158	69.97	9.869	10:37:39.994
2 -	59.447	42.842	1:42.289 (1)	76.72		10:39:22.283
3 -	1:00.822	43.119	1:43.941	75.50	1.652	10:41:06.224
4 -	59.874	43.414	1:43.288 (2)	75.98	0.999	10:42:49.512
5 -	1:01.268	43.289	1:44.557	75.06	2.268	10:44:34.069
6 -	1:00.318	43.225	1:43.543	75.79	1.254	10:46:17.612
7 -	1:00.172	43.857	1:44.029	75.44	1.740	10:48:01.641
8 -	1:00.321	43.140	1:43.461 (3)	75.85	1.172	10:49:45.102
9 -	59.903	44.575	1:44.478	75.11	2.189	10:51:29.580

P8 9 A Jack BEDNAREK (R)			Yamaha -			
IDEAL LAP TIME : 1:43.554		BEST LAP TIME : 1:43.749		DIFFERENCE : 0.195		
LAP	SECTOR 1	SECTOR 2	LAP TIME	MPH	DIFF	TIME OF DAY
1 -		45.415	1:55.570	67.90	11.821	10:37:43.406
2 -	1:01.020	44.095	1:45.115	74.66	1.366	10:39:28.521
3 -	1:00.773	43.238	1:44.011 (3)	75.45	0.262	10:41:12.532
4 -	1:01.101	43.258	1:44.359	75.20	0.610	10:42:56.891
5 -	1:00.968	42.781	1:43.749 (1)	75.64		10:44:40.640
6 -	1:01.174	42.785	1:43.959 (2)	75.49	0.210	10:46:24.599
7 -	1:01.023	43.245	1:44.268	75.26	0.519	10:48:08.867
8 -	1:02.363	42.885	1:45.248	74.56	1.499	10:49:54.115
9 -	1:01.285	43.000	1:44.285	75.25	0.536	10:51:38.400

BMCRC - MRO Championships 2019 - Rnd 7 @ Cadwell Park

BMCRC Thunderbike Sport - A & B

RACE 4 - SECTOR ANALYSIS



SECTOR 1 = FL to I1, SECTOR 2 = I1 to FL, DIFF = Difference To Personal Best Lap, P = Crossed Finish Line in Pit Lane, D = Time Disallowed

P9 606 A		Jake ANDERTON (R)		Honda - CurrentElec Limited		
IDEAL LAP TIME : 1:43.720		BEST LAP TIME : 1:44.085		DIFFERENCE : 0.365		
LAP	SECTOR 1	SECTOR 2	LAP TIME	MPH	DIFF	TIME OF DAY
1 -		45.284	1:55.715	67.82	11.630	10:37:43.551
2 -	1:00.788	45.363	1:46.151	73.93	2.066	10:39:29.702
3 -	59.900	44.821	1:44.721	74.94	0.636	10:41:14.423
4 -	1:00.635	44.321	1:44.956	74.77	0.871	10:42:59.379
5 -	59.821	44.376	1:44.197 (2)	75.31	0.112	10:44:43.576
6 -	59.672	45.214	1:44.886	74.82	0.801	10:46:28.462
7 -	1:00.037	44.048	1:44.085 (1)	75.40		10:48:12.547
8 -	1:01.251	44.049	1:45.300	74.53	1.215	10:49:57.847
9 -	1:00.458	44.192	1:44.650 (3)	74.99	0.565	10:51:42.497

P10 45 B		Tom STEVENS		Suzuki -		
IDEAL LAP TIME : 1:44.119		BEST LAP TIME : 1:44.696		DIFFERENCE : 0.577		
LAP	SECTOR 1	SECTOR 2	LAP TIME	MPH	DIFF	TIME OF DAY
1 -		44.775	1:53.537	69.12	8.841	10:37:41.373
2 -	1:00.989	43.989	1:44.978 (3)	74.75	0.282	10:39:26.351
3 -	1:00.704	44.104	1:44.808 (2)	74.88	0.112	10:41:11.159
4 -	1:00.634	44.574	1:45.208	74.59	0.512	10:42:56.367
5 -	1:01.824	44.182	1:46.006	74.03	1.310	10:44:42.373
6 -	1:01.311	44.420	1:45.731	74.22	1.035	10:46:28.104
7 -	1:00.612	44.421	1:45.033	74.72	0.337	10:48:13.137
8 -	1:01.531	43.759	1:45.290	74.53	0.594	10:49:58.427
9 -	1:00.360	44.336	1:44.696 (1)	74.96		10:51:43.123

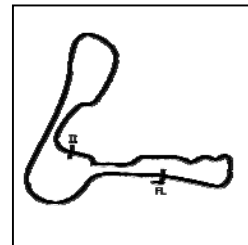
P11 56 B		Jason SOILLEUX		Ducati -		
IDEAL LAP TIME : 1:44.419		BEST LAP TIME : 1:44.621		DIFFERENCE : 0.202		
LAP	SECTOR 1	SECTOR 2	LAP TIME	MPH	DIFF	TIME OF DAY
1 -		45.017	1:54.050	68.81	9.429	10:37:41.886
2 -	1:01.449	44.296	1:45.745	74.21	1.124	10:39:27.631
3 -	1:01.077	44.761	1:45.838	74.15	1.217	10:41:13.469
4 -	1:00.913	44.435	1:45.348 (2)	74.49	0.727	10:42:58.817
5 -	1:01.117	44.472	1:45.589 (3)	74.32	0.968	10:44:44.406
6 -	1:00.123	44.498	1:44.621 (1)	75.01		10:46:29.027
7 -	1:00.829	44.906	1:45.735	74.22	1.114	10:48:14.762
8 -	1:01.246	45.353	1:46.599	73.62	1.978	10:50:01.361
9 -	1:01.441	45.029	1:46.470	73.71	1.849	10:51:47.831

P12 85 B		Andrew KITE		Ducati - Red Rebel Racing		
IDEAL LAP TIME : 1:44.703		BEST LAP TIME : 1:44.804		DIFFERENCE : 0.101		
LAP	SECTOR 1	SECTOR 2	LAP TIME	MPH	DIFF	TIME OF DAY
1 -		45.581	1:55.341	68.04	10.537	10:37:43.177
2 -	1:00.647	46.006	1:46.653	73.58	1.849	10:39:29.830
3 -	1:01.210	44.688	1:45.898	74.10	1.094	10:41:15.728
4 -	1:00.565	44.753	1:45.318	74.51	0.514	10:43:01.046
5 -	1:00.954	45.071	1:46.025	74.02	1.221	10:44:47.071
6 -	1:00.983	44.615	1:45.598	74.32	0.794	10:46:32.669
7 -	1:00.386	44.850	1:45.236 (3)	74.57	0.432	10:48:17.905
8 -	1:00.271	44.962	1:45.233 (2)	74.57	0.429	10:50:03.138
9 -	1:00.372	44.432	1:44.804 (1)	74.88		10:51:47.942

BMCRC - MRO Championships 2019 - Rnd 7 @ Cadwell Park

BMCRC Thunderbike Sport - A & B

RACE 4 - SECTOR ANALYSIS



SECTOR 1 = FL to I1, SECTOR 2 = I1 to FL, DIFF = Difference To Personal Best Lap, P = Crossed Finish Line in Pit Lane, D = Time Disallowed

P13 185 B James ROBINSON		Kawasaki - claire palastanga ceramics				
IDEAL LAP TIME : 1:46.131		BEST LAP TIME : 1:46.131		DIFFERENCE : 0.000		
LAP	SECTOR 1	SECTOR 2	LAP TIME	MPH	DIFF	TIME OF DAY
1 -		47.581	2:01.314	64.69	15.183	10:37:49.150
2 -	1:01.464	45.817	1:47.281	73.15	1.150	10:39:36.431
3 -	1:01.110	45.021	1:46.131 (1)	73.94		10:41:22.562
4 -	1:02.118	45.364	1:47.482	73.01	1.351	10:43:10.044
5 -	1:01.573	47.558	1:49.131	71.91	3.000	10:44:59.175
6 -	1:01.985	45.088	1:47.073 (3)	73.29	0.942	10:46:46.248
7 -	1:01.667	45.297	1:46.964 (2)	73.37	0.833	10:48:33.212
8 -	1:01.969	45.583	1:47.552	72.96	1.421	10:50:20.764
9 -	1:02.019	45.196	1:47.215	73.19	1.084	10:52:07.979

P14 53 A Tim BANWELL (R)		Yamaha -				
IDEAL LAP TIME : 1:47.863		BEST LAP TIME : 1:47.863		DIFFERENCE : 0.000		
LAP	SECTOR 1	SECTOR 2	LAP TIME	MPH	DIFF	TIME OF DAY
1 -		45.635	1:59.022	65.93	11.159	10:37:46.858
2 -	1:02.569	46.444	1:49.013 (3)	71.99	1.150	10:39:35.871
3 -	1:02.893	45.935	1:48.828 (2)	72.11	0.965	10:41:24.699
4 -	1:02.376	45.487	1:47.863 (1)	72.75		10:43:12.562
5 -	1:03.303	46.524	1:49.827	71.45	1.964	10:45:02.389
6 -	1:03.936	45.649	1:49.585	71.61	1.722	10:46:51.974
7 -	1:03.488	45.819	1:49.307	71.79	1.444	10:48:41.281
8 -	1:03.118	46.127	1:49.245	71.83	1.382	10:50:30.526

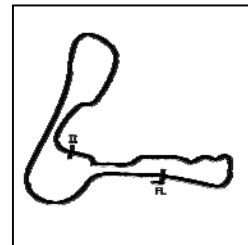
P15 66 B Mark SMITH		Yamaha - MHP EXHAUST'S				
IDEAL LAP TIME : 1:47.651		BEST LAP TIME : 1:48.128		DIFFERENCE : 0.477		
LAP	SECTOR 1	SECTOR 2	LAP TIME	MPH	DIFF	TIME OF DAY
1 -		45.465	1:57.013	67.06	8.885	10:37:44.849
2 -	1:02.186	45.942	1:48.128 (1)	72.58		10:39:32.977
3 -	1:03.762	45.558	1:49.320 (2)	71.78	1.192	10:41:22.297
4 -	1:03.640	45.747	1:49.387 (3)	71.74	1.259	10:43:11.684
5 -	1:03.925	45.990	1:49.915	71.40	1.787	10:45:01.599
6 -	1:04.609	46.560	1:51.169	70.59	3.041	10:46:52.768
7 -	1:03.744	46.024	1:49.768	71.49	1.640	10:48:42.536
8 -	1:03.483	46.383	1:49.866	71.43	1.738	10:50:32.402

P16 33 A Peter PARAPANOS (R)		Honda -				
IDEAL LAP TIME : 1:50.846		BEST LAP TIME : 1:51.250		DIFFERENCE : 0.404		
LAP	SECTOR 1	SECTOR 2	LAP TIME	MPH	DIFF	TIME OF DAY
1 -		47.603	2:00.900	64.91	9.650	10:37:48.736
2 -	1:04.781	47.880	1:52.661	69.66	1.411	10:39:41.397
3 -	1:05.299	47.706	1:53.005	69.44	1.755	10:41:34.402
4 -	1:04.502	47.104	1:51.606 (3)	70.31	0.356	10:43:26.008
5 -	1:04.048	47.202	1:51.250 (1)	70.54		10:45:17.258
6 -	1:05.089	48.874	1:53.963	68.86	2.713	10:47:11.221
7 -	1:05.035	47.578	1:52.613	69.69	1.363	10:49:03.834
8 -	1:04.594	46.798	1:51.392 (2)	70.45	0.142	10:50:55.226

BMCRC - MRO Championships 2019 - Rnd 7 @ Cadwell Park

BMCRC Thunderbike Sport - A & B

RACE 4 - SECTOR ANALYSIS



SECTOR 1 = FL to I1, SECTOR 2 = I1 to FL, DIFF = Difference To Personal Best Lap, P = Crossed Finish Line in Pit Lane, D = Time Disallowed

P17 101 A Glen TRIPP (R)			Honda - yaki too racing			
IDEAL LAP TIME : 1:51.020		BEST LAP TIME : 1:51.020		DIFFERENCE : 0.000		
LAP	SECTOR 1	SECTOR 2	LAP TIME	MPH	DIFF	TIME OF DAY
1 -		47.504	2:02.106	64.27	11.086	10:37:49.942
2 -	1:04.890	47.470	1:52.360	69.84	1.340	10:39:42.302
3 -	1:04.995	47.492	1:52.487	69.76	1.467	10:41:34.789
4 -	1:05.036	46.901	1:51.937 (3)	70.11	0.917	10:43:26.726
5 -	1:04.218	46.802	1:51.020 (1)	70.69		10:45:17.746
6 -	1:05.093	48.773	1:53.866	68.92	2.846	10:47:11.612
7 -	1:04.962	47.610	1:52.572	69.71	1.552	10:49:04.184
8 -	1:04.323	46.948	1:51.271 (2)	70.53	0.251	10:50:55.455

P18 126 B Damien LECHAUVE			Suzuki -			
IDEAL LAP TIME : 1:51.962		BEST LAP TIME : 1:51.962		DIFFERENCE : 0.000		
LAP	SECTOR 1	SECTOR 2	LAP TIME	MPH	DIFF	TIME OF DAY
1 -		47.799	2:04.762	62.90	12.800	10:37:52.598
2 -	1:05.667	48.347	1:54.014	68.83	2.052	10:39:46.612
3 -	1:05.115	46.847	1:51.962 (1)	70.09		10:41:38.574
4 -	1:05.277	47.479	1:52.756 (2)	69.60	0.794	10:43:31.330
5 -	1:05.311	47.869	1:53.180 (3)	69.34	1.218	10:45:24.510
6 -	1:06.172	48.250	1:54.422	68.58	2.460	10:47:18.932
7 -	1:06.345	48.194	1:54.539	68.51	2.577	10:49:13.471
8 -	1:06.110	47.966	1:54.076	68.79	2.114	10:51:07.547

P19 40 A Simon WILKINSON (R)			Suzuki - S P Wilkinson Engineering Ltd			
IDEAL LAP TIME : 1:53.469		BEST LAP TIME : 1:53.751		DIFFERENCE : 0.282		
LAP	SECTOR 1	SECTOR 2	LAP TIME	MPH	DIFF	TIME OF DAY
1 -		47.700	2:03.937	63.32	10.186	10:37:51.773
2 -	1:06.226	47.842	1:54.068 (2)	68.80	0.317	10:39:45.841
3 -	1:07.624	47.933	1:55.557	67.91	1.806	10:41:41.398
4 -	1:06.915	47.887	1:54.802 (3)	68.36	1.051	10:43:36.200
5 -	1:07.142	48.285	1:55.427	67.99	1.676	10:45:31.627
6 -	1:06.921	47.915	1:54.836	68.34	1.085	10:47:26.463
7 -	1:08.705	47.370	1:56.075	67.61	2.324	10:49:22.538
8 -	1:06.099	47.652	1:53.751 (1)	68.99		10:51:16.289

P20 88 B David COURT			Kawasaki -			
IDEAL LAP TIME : 1:52.666		BEST LAP TIME : 1:52.666		DIFFERENCE : 0.000		
LAP	SECTOR 1	SECTOR 2	LAP TIME	MPH	DIFF	TIME OF DAY
1 -		51.471	2:11.298	59.77	18.632	10:37:59.134
2 -	1:05.680	47.738	1:53.418 (3)	69.19	0.752	10:39:52.552
3 -	1:06.134	48.337	1:54.471	68.55	1.805	10:41:47.023
4 -	1:05.299	47.367	1:52.666 (1)	69.65		10:43:39.689
5 -	1:05.572	47.618	1:53.190 (2)	69.33	0.524	10:45:32.879
6 -	1:06.017	48.901	1:54.918	68.29	2.252	10:47:27.797
7 -	1:07.777	48.361	1:56.138	67.57	3.472	10:49:23.935
8 -	1:09.683	47.907	1:57.590	66.74	4.924	10:51:21.525

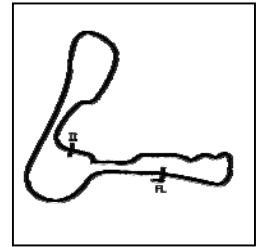
Weather / Track : Bright / Dry

Cadwell Park
Circuit Length = 2.1800 miles
Start: 10:35 Flag 10:50 End: 10:52

BMCRC - MRO Championships 2019 - Rnd 7 @ Cadwell Park

BMCRC Thunderbike Sport - A & B

RACE 4 - SECTOR ANALYSIS



SECTOR 1 = FL to I1, SECTOR 2 = I1 to FL, DIFF = Difference To Personal Best Lap, P = Crossed Finish Line in Pit Lane, D = Time Disallowed

P21 526 A Michael ARMANI (R)		Honda -				
IDEAL LAP TIME : 1:59.383		BEST LAP TIME : 2:00.025		DIFFERENCE : 0.642		
LAP	SECTOR 1	SECTOR 2	LAP TIME	MPH	DIFF	TIME OF DAY
1 -		50.729	2:09.900	60.41	9.875	10:37:57.736
2 -	1:09.010	51.037	2:00.047 (2)	65.37	0.022	10:39:57.783
3 -	1:12.875	51.533	2:04.408	63.08	4.383	10:42:02.191
4 -	1:10.033	51.629	2:01.662	64.50	1.637	10:44:03.853
5 -	1:10.275	50.649	2:00.924 (3)	64.90	0.899	10:46:04.777
6 -	1:10.028	51.518	2:01.546	64.56	1.521	10:48:06.323
7 -	1:09.549	51.762	2:01.311	64.69	1.286	10:50:07.634
8 -	1:09.652	50.373	2:00.025 (1)	65.38		10:52:07.659

P22 20 A Steve MALE (R)		Suzuki - ATB Racing				
IDEAL LAP TIME : 2:08.977		BEST LAP TIME : 2:09.674		DIFFERENCE : 0.697		
LAP	SECTOR 1	SECTOR 2	LAP TIME	MPH	DIFF	TIME OF DAY
1 -		56.536	2:21.712	55.38	12.038	10:38:09.548
2 -	1:16.437	56.668	2:13.105	58.96	3.431	10:40:22.653
3 -	1:29.040	55.227	2:24.267	54.39	14.593	10:42:46.920
4 -	1:17.734	55.646	2:13.380	58.83	3.706	10:45:00.300
5 -	1:17.237	54.593	2:11.830 (3)	59.53	2.156	10:47:12.130
6 -	1:14.851	54.823	2:09.674 (1)	60.52		10:49:21.804
7 -	1:15.739	54.126	2:09.865 (2)	60.43	0.191	10:51:31.669

P23 46 B Jeff MORRIS		Suzuki -				
IDEAL LAP TIME : 1:44.298		BEST LAP TIME : 1:45.329		DIFFERENCE : 1.031		
LAP	SECTOR 1	SECTOR 2	LAP TIME	MPH	DIFF	TIME OF DAY
1 -		45.823	1:56.488	67.37	11.159	10:37:44.324
2 -	1:01.165	45.328	1:46.493	73.69	1.164	10:39:30.817
3 -	1:01.057	45.018	1:46.075	73.98	0.746	10:41:16.892
4 -	1:01.100	44.229	1:45.329 (1)	74.51		10:43:02.221
5 -	1:01.836	43.875	1:45.711 (3)	74.24	0.382	10:44:47.932
6 -	1:01.239	44.198	1:45.437 (2)	74.43	0.108	10:46:33.369
7 -	1:00.845	45.032	1:45.877	74.12	0.548	10:48:19.246
8 -	1:00.423	50.791	1:51.214	70.56	5.885	10:50:10.460

P24 122 B Paul WILSON		NINJA 300 -				
IDEAL LAP TIME : 1:55.174		BEST LAP TIME : 1:55.174		DIFFERENCE : 0.000		
LAP	SECTOR 1	SECTOR 2	LAP TIME	MPH	DIFF	TIME OF DAY
1 -		49.091	2:08.014	61.30	12.840	10:37:55.850
2 -	1:06.691	48.483	1:55.174 (1)	68.14		10:39:51.024
3 -	1:07.396	48.580	1:55.976 (2)	67.66	0.802	10:41:47.000
4 -	1:07.129	49.598	1:56.727 (3)	67.23	1.553	10:43:43.727

P25 70 A Vanessa GILLAM (R)		Suzuki - No More Straps				
IDEAL LAP TIME : 2:01.498		BEST LAP TIME : 2:01.498		DIFFERENCE : 0.000		
LAP	SECTOR 1	SECTOR 2	LAP TIME	MPH	DIFF	TIME OF DAY
1 -		52.183	2:17.594	57.03	16.096	10:38:05.430
2 -	1:10.663	50.835	2:01.498 (1)	64.59		10:40:06.928

BMCRC - MRO Championships 2019 - Rnd 7 @ Cadwell Park

BMCRC Thunderbike Sport - A & B

RACE 4 - BEST SECTORS

SECTOR 1			SECTOR 2			IDEAL / BEST COMPARISON						
POS	NO	NAME	TIME	NO	NAME	TIME	POS	NO	NAME	IDEAL	BEST	DIFF
1	74	SINGLETON	55.413	74	SINGLETON	40.485	1	74	SINGLETON	1:35.898	1:36.597	0.699
2	961	SIM	56.062	961	SIM	40.496	2	961	SIM	1:36.558	1:36.836	0.278
3	93	WALLIS	59.084	9	BEDNAREK (R)	42.781	3	93	WALLIS	1:41.930	1:42.196	0.266
4	81	MAY	59.245	17	DOWNES (R)	42.797	4	17	DOWNES (R)	1:42.136	1:42.259	0.123
5	17	DOWNES (R)	59.339	44	ROBINSON (R)	42.842	5	44	ROBINSON (R)	1:42.289	1:42.289	0.000
6	84	BRANCO	59.438	93	WALLIS	42.846	6	81	MAY	1:42.367	1:42.415	0.048
7	44	ROBINSON (R)	59.447	81	MAY	43.122	7	84	BRANCO	1:42.732	1:42.947	0.215
8	606	ANDERTON (R)	59.672	84	BRANCO	43.294	8	9	BEDNAREK (R)	1:43.554	1:43.749	0.195
9	56	SOILLEUX	1:00.123	45	STEVENS	43.759	9	606	ANDERTON (R)	1:43.720	1:44.085	0.365
10	85	KITE	1:00.271	46	MORRIS	43.875	10	45	STEVENS	1:44.119	1:44.696	0.577
11	45	STEVENS	1:00.360	606	ANDERTON (R)	44.048	11	46	MORRIS	1:44.298	1:45.329	1.031
12	46	MORRIS	1:00.423	56	SOILLEUX	44.296	12	56	SOILLEUX	1:44.419	1:44.621	0.202
13	9	BEDNAREK (R)	1:00.773	85	KITE	44.432	13	85	KITE	1:44.703	1:44.804	0.101
14	185	ROBINSON	1:01.110	185	ROBINSON	45.021	14	185	ROBINSON	1:46.131	1:46.131	0.000
15	66	SMITH	1:02.186	66	SMITH	45.465	15	66	SMITH	1:47.651	1:48.128	0.477
16	53	BANWELL (R)	1:02.376	53	BANWELL (R)	45.487	16	53	BANWELL (R)	1:47.863	1:47.863	0.000
17	33	PARAPANOS (R)	1:04.048	33	PARAPANOS (R)	46.798	17	33	PARAPANOS (R)	1:50.846	1:51.250	0.404
18	101	TRIPP (R)	1:04.218	101	TRIPP (R)	46.802	18	101	TRIPP (R)	1:51.020	1:51.020	0.000
19	126	LECHAUVE	1:05.115	126	LECHAUVE	46.847	19	126	LECHAUVE	1:51.962	1:51.962	0.000
20	88	COURT	1:05.299	88	COURT	47.367	20	88	COURT	1:52.666	1:52.666	0.000
21	40	WILKINSON (R)	1:06.099	40	WILKINSON (R)	47.370	21	40	WILKINSON (R)	1:53.469	1:53.751	0.282
22	122	WILSON	1:06.691	122	WILSON	48.483	22	122	WILSON	1:55.174	1:55.174	0.000
23	526	ARMANI (R)	1:09.010	526	ARMANI (R)	50.373	23	526	ARMANI (R)	1:59.383	2:00.025	0.642
24	70	GILLAM (R)	1:10.663	70	GILLAM (R)	50.835	24	70	GILLAM (R)	2:01.498	2:01.498	0.000
25	20	MALE (R)	1:14.851	20	MALE (R)	54.126	25	20	MALE (R)	2:08.977	2:09.674	0.697
26												

Weather / Track : Bright / Dry

Results can be found at www.tsl-timing.com

Cadwell Park
Circuit Length = 2.1800 miles
Start: 10:35 Flag 10:50 End: 10:52

Printed - 10:54 Sunday, 04 August 2019

BMCRC - MRO Championships 2019 - Rnd 7 @ Cadwell Park



BMCRC Thunderbike Sport - B & C

RACE 9 - CLASSIFICATION

POS	NO	CL	PIC NAME	ENTRY	LAPS	TIME	GAP	DIFF	MPH	BEST	ON
1	961	B	1 Jack SIM	Yamaha - Platform Lift Engineers Ltd	9	14:56.452			78.79	1:37.260	2
2	47	C	1 Thomas WATSON	Yamaha - Motorsportdays.com TEA Time Racing	9	15:14.206	17.754	17.754	77.26	1:39.610	2
3	93	B	2 Jack WALLIS	Yamaha - Watling Tyres RimTec	9	15:15.939	19.487	1.733	77.11	1:40.279	5
4	84	B	3 Ricardo BRANCO	Yamaha - IMP Racing	9	15:20.625	24.173	4.686	76.72	1:40.762	8
5	90	C	2 Edward WATSON	Yamaha - Motorsportdays.com TEA Time Racing	9	15:21.778	25.326	1.153	76.62	1:40.621	7
6	54	C	3 Adam JAMISON	Yamaha - AJ Racing	9	15:23.160	26.708	1.382	76.51	1:40.619	7
7	148	C	4 Richie WELSH	Kawasaki - EDEN'S EXPERIENCES/PETER FLEMI	9	15:24.615	28.163	1.455	76.39	1:40.801	2
8	191	C	5 James SEATH	Kawasaki - Ovenden Earthmoving	9	15:32.965	36.513	8.350	75.70	1:41.611	4
9	82	C	6 Matt HINNELLS	Honda - Bears repairs/Jamie Vale Carpentry	9	15:33.183	36.731	0.218	75.68	1:41.767	9
10	81	B	4 Malvern MAY	Honda -	9	15:35.059	38.607	1.876	75.53	1:41.964	4
11	45	B	5 Tom STEVENS	Suzuki -	9	15:40.798	44.346	5.739	75.07	1:42.813	9
12	48	C	7 Shaun WALLIS	Yamaha - Watling Tyres	9	15:42.127	45.675	1.329	74.97	1:43.046	7
13	331	C	8 Illiam QUAYLE	Suzuki -	9	15:46.622	50.170	4.495	74.61	1:42.271	6
14	13	C	9 Wil GREEN	Suzuki - Faith Fueled Racing	9	15:51.187	54.735	4.565	74.25	1:43.292	3
15	85	B	6 Andrew KITE	Ducati - Red Rebel Racing	9	15:53.678	57.226	2.491	74.06	1:43.975	9
16	56	B	7 Jason SOILLEUX	Ducati -	9	16:11.991	1:15.539	18.313	72.66	1:45.207	2
17	171	C	10 Colin CLUNE	Suzuki -	9	16:16.838	1:20.386	4.847	72.30	1:47.075	2
18	66	B	8 Mark SMITH	Yamaha - MHP EXHAUST S	9	16:18.765	1:22.313	1.927	72.16	1:46.065	8
19	22	C	11 Matthew MAY	Honda - Tliehurst Glass Racing	9	16:27.347	1:30.895	8.582	71.53	1:47.419	4
20	0	C	12 Luke STANLEY	Yamaha - Urban Race Tribe	9	16:36.076	1:39.624	8.729	70.91	1:49.243	5
21	159	C	13 Benn RIDGWELL	Suzuki - Ridgely Racing	8	15:06.443	1 Lap	1 Lap	69.26	1:51.490	4
22	43	B	9 Colin HALL	NINJA 300 - simply saab	8	15:10.955	1 Lap	4.512	68.92	1:51.099	5
23	126	B	10 Damien LECHAUVE	Suzuki -	8	15:26.503	1 Lap	15.548	67.76	1:53.670	2
24	50	C	14 Adam RIDGWELL	Suzuki - Ridgely Racing	8	15:29.037	1 Lap	2.534	67.58	1:53.558	4

NOT CLASSIFIED

DNF	88	B	David COURT	Kawasaki -	4	7:52.612	5 Laps	4 Laps	66.42	1:54.670	3
DNF	74	B	Daniel SINGLETON	Honda - Bambino Developments Racing	0						
DNF	46	B	Jeff MORRIS	Suzuki -	0						

FASTEST LAP

961	B	Jack SIM	Yamaha - Platform Lift Engineers Ltd	2	1:37.260	80.69 mph	129.86 kph
47	C	Thomas WATSON	Yamaha - Motorsportdays.com TEA Time Racing	2	1:39.610	78.78 mph	126.79 kph

Class B - 92.5% of Race Speed = 72.88 mph

Class C - 92.5% of Race Speed = 71.46 mph

Cadwell Park
Circuit Length = 2.1800 miles
Start: 12:29 Flag 12:44 End: 12:46

Weather / Track : Bright / Dry

These results are provisional until the conclusion of any judicial and technical matters.

Clerk Of Course :	Steward :	Timekeeper :
-------------------	-----------	--------------

Results can be found at www.tsl-timing.com

Printed - 12:48 Sunday, 04 August 2019



BMCRC - MRO Championships 2019 - Rnd 7 @ Cadwell Park

BMCRC Thunderbike Sport - B & C

RACE 9 - LAP CHART

LAP 1 @ 12:31:33.887		
NO	BEHIND	LAP TIME

961		1:43.333
93	4.163	1:47.496
47	4.867	1:48.200
84	5.367	1:48.700
90	6.956	1:50.289
54	7.202	1:50.535
148	7.627	1:50.960
191	8.947	1:52.280
82	9.307	1:52.640
48	9.541	1:52.874
81	9.821	1:53.154
13	10.779	1:54.112
45	10.865	1:54.198
56	11.488	1:54.821
85	12.240	1:55.573
171	14.077	1:57.410
331	15.309	1:58.642
0	15.485	1:58.818
22	16.878	2:00.211
66	17.195	2:00.528
159	18.547	2:01.880
50	20.744	2:04.077
126	21.024	2:04.357
43	22.323	2:05.656
88	23.307	2:06.640

LAP 2 @ 12:33:11.147		
NO	BEHIND	LAP TIME

961		1:37.260
47	7.217	1:39.610
93	7.814	1:40.911
84	9.692	1:41.585
148	11.168	1:40.801
90	11.209	1:41.513
54	11.571	1:41.629
191	15.065	1:43.378
82	15.325	1:43.278
48	15.570	1:43.289
81	16.111	1:43.550
13	17.243	1:43.724
45	17.576	1:43.971
56	19.435	1:45.207
85	21.001	1:46.021
331	21.875	1:43.826
171	23.892	1:47.075
0	27.728	1:49.503
66	28.437	1:48.502
22	28.935	1:49.317
159	33.145	1:51.858
126	37.434	1:53.670
50	39.414	1:55.930
43	39.490	1:54.427
88	40.864	1:54.817

LAP 3 @ 12:34:50.130		
NO	BEHIND	LAP TIME

961		1:38.983
47	8.784	1:40.550
93	9.766	1:40.935
84	12.455	1:41.746
90	13.135	1:40.909

148	13.547	1:41.362
54	14.035	1:41.447
191	18.738	1:42.656
82	18.819	1:42.477
81	19.867	1:42.739
48	20.637	1:44.050
13	21.552	1:43.292
45	21.935	1:43.342
56	26.097	1:45.645
85	26.709	1:44.691
331	27.375	1:44.483
171	32.346	1:47.437
22	37.509	1:47.557
66	37.930	1:48.476
0	39.195	1:50.450
159	46.393	1:52.231
126	52.202	1:53.751
43	53.244	1:52.737
50	54.939	1:54.508
88	56.551	1:54.670

LAP 4 @ 12:36:30.269		
NO	BEHIND	LAP TIME

961		1:40.139
47	8.343	1:39.698
93	9.953	1:40.326
84	14.460	1:42.144
90	14.830	1:41.834
54	15.077	1:41.181
148	15.682	1:42.274
191	20.210	1:41.611
82	20.805	1:42.125
81	21.692	1:41.964
48	24.271	1:43.773
13	25.237	1:43.824
45	25.316	1:43.520
85	31.161	1:44.591
331	31.710	1:44.474
56	32.633	1:46.675
171	39.362	1:47.155
22	44.789	1:47.419
66	45.487	1:47.696
0	48.560	1:49.504
159	57.744	1:51.490
43	1:05.869	1:52.764
126	1:07.172	1:55.109
50	1:08.358	1:53.558
88	1:12.897	1:56.485

LAP 5 @ 12:38:09.467		
NO	BEHIND	LAP TIME

961		1:39.198
47	9.243	1:40.098
93	11.034	1:40.279
90	17.264	1:41.632
54	17.554	1:41.675
84	17.824	1:42.562
148	18.334	1:41.850
191	23.495	1:42.483
82	23.739	1:42.132
81	24.465	1:41.971
48	28.716	1:43.643
45	29.282	1:43.164
13	30.332	1:44.293

331	35.774	1:43.262
85	36.784	1:44.821
56	39.927	1:46.492
171	48.197	1:48.033
22	53.523	1:47.932
66	53.863	1:47.574
0	58.605	1:49.243
159	1:11.134	1:52.588
43	1:17.770	1:51.099
126	1:21.992	1:54.018
50	1:23.464	1:54.304

LAP 6 @ 12:39:48.030		
NO	BEHIND	LAP TIME

961		1:38.563
47	10.888	1:40.208
93	13.732	1:41.261
90	20.041	1:41.340
54	20.232	1:41.241
84	20.386	1:41.125
148	21.125	1:41.354
191	27.648	1:42.716
82	27.923	1:42.747
81	28.151	1:42.249
48	33.200	1:43.047
45	33.975	1:43.256
13	37.183	1:45.414
331	39.482	1:42.271
85	42.385	1:44.164
56	49.881	1:48.517
171	57.286	1:47.652
66	1:02.353	1:47.053
22	1:04.027	1:49.067
0	1:09.523	1:49.481
159	1:24.680	1:52.109
43	1:30.682	1:51.475
126	1:37.419	1:53.990

LAP 7 @ 12:41:27.051		
NO	BEHIND	LAP TIME

961		1:39.021
50	1 Lap	1:54.736
47	13.086	1:41.219
93	15.948	1:41.237
90	21.641	1:40.621
54	21.830	1:40.619
84	22.170	1:40.805
148	23.072	1:40.968
191	32.122	1:43.495
82	32.317	1:43.415
81	32.604	1:43.474
48	37.225	1:43.046
45	37.912	1:42.958
13	43.614	1:45.452
331	43.658	1:43.197
85	48.644	1:45.280
56	58.786	1:47.926
171	1:05.653	1:47.388
66	1:09.691	1:46.359
22	1:13.418	1:48.412
0	1:20.492	1:49.990
159	1:37.572	1:51.913

LAP 8 @ 12:43:06.088		
NO	BEHIND	LAP TIME

961		1:39.037
43	1 Lap	1:51.307
126	1 Lap	1:55.519
47	16.043	1:41.994
50	1 Lap	1:55.750
93	18.564	1:41.653
54	23.803	1:41.010
84	23.895	1:40.762
90	24.628	1:42.024
148	25.955	1:41.920
191	35.347	1:42.262
82	35.882	1:42.602
81	36.560	1:42.993
45	42.451	1:43.576
48	42.845	1:44.657
331	47.380	1:42.759
13	51.421	1:46.844
85	54.169	1:44.562
56	1:07.751	1:48.002
171	1:14.091	1:47.475
66	1:16.719	1:46.065
22	1:23.385	1:49.004
0	1:30.984	1:49.529

LAP 9 @ 12:44:47.006		
NO	BEHIND	LAP TIME

961		1:40.918
159	1 Lap	1:52.374
43	1 Lap	1:51.490
47	17.754	1:42.629
93	19.487	1:41.841
84	24.173	1:41.196
90	25.326	1:41.616
54	26.708	1:43.823
148	28.163	1:43.126
126	1 Lap	1:56.089
50	1 Lap	1:56.174
191	36.513	1:42.084
82	36.731	1:41.767
81	38.607	1:42.965
45	44.346	1:42.813
48	45.675	1:43.748
331	50.170	1:43.708
13	54.735	1:44.232
85	57.226	1:43.975
56	1:15.539	1:48.706
171	1:20.386	1:47.213
66	1:22.313	1:46.512
22	1:30.895	1:48.428
0	1:39.624	1:49.558

Weather / Track : Bright / Dry

Results can be found at www.tsl-timing.com

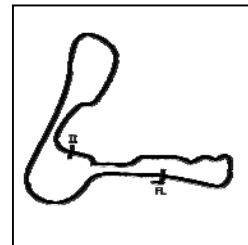
Cadwell Park
Circuit Length = 2.1800 miles
Start: 12:29 Flag 12:44 End: 12:46

Printed - 12:48 Sunday, 04 August 2019

BMCRC - MRO Championships 2019 - Rnd 7 @ Cadwell Park

BMCRC Thunderbike Sport - B & C

RACE 9 - SECTOR ANALYSIS



SECTOR 1 = FL to I1, SECTOR 2 = I1 to FL, DIFF = Difference To Personal Best Lap, P = Crossed Finish Line in Pit Lane, D = Time Disallowed

P1 961 B Jack SIM			Yamaha - Platform Lift Engineers Ltd			
IDEAL LAP TIME : 1:37.260		BEST LAP TIME : 1:37.260		DIFFERENCE : 0.000		
LAP	SECTOR 1	SECTOR 2	LAP TIME	MPH	DIFF	TIME OF DAY
1 -		40.998	1:43.333	75.94	6.073	12:31:33.887
2 -	56.762	40.498	1:37.260 (1)	80.69		12:33:11.147
3 -	57.157	41.826	1:38.983 (3)	79.28	1.723	12:34:50.130
4 -	57.764	42.375	1:40.139	78.37	2.879	12:36:30.269
5 -	57.626	41.572	1:39.198	79.11	1.938	12:38:09.467
6 -	57.201	41.362	1:38.563 (2)	79.62	1.303	12:39:48.030
7 -	57.584	41.437	1:39.021	79.25	1.761	12:41:27.051
8 -	57.440	41.597	1:39.037	79.24	1.777	12:43:06.088
9 -	59.210	41.708	1:40.918	77.76	3.658	12:44:47.006

P2 47 C Thomas WATSON			Yamaha - Motorsportdays.com TEA Time Racing			
IDEAL LAP TIME : 1:39.610		BEST LAP TIME : 1:39.610		DIFFERENCE : 0.000		
LAP	SECTOR 1	SECTOR 2	LAP TIME	MPH	DIFF	TIME OF DAY
1 -		42.613	1:48.200	72.53	8.590	12:31:38.754
2 -	57.129	42.481	1:39.610 (1)	78.78		12:33:18.364
3 -	57.367	43.183	1:40.550	78.05	0.940	12:34:58.914
4 -	57.146	42.552	1:39.698 (2)	78.71	0.088	12:36:38.612
5 -	57.300	42.798	1:40.098 (3)	78.40	0.488	12:38:18.710
6 -	57.456	42.752	1:40.208	78.31	0.598	12:39:58.918
7 -	58.306	42.913	1:41.219	77.53	1.609	12:41:40.137
8 -	58.451	43.543	1:41.994	76.94	2.384	12:43:22.131
9 -	58.872	43.757	1:42.629	76.47	3.019	12:45:04.760

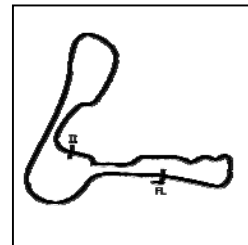
P3 93 B Jack WALLIS			Yamaha - Watling Tyres RimTec			
IDEAL LAP TIME : 1:40.273		BEST LAP TIME : 1:40.279		DIFFERENCE : 0.006		
LAP	SECTOR 1	SECTOR 2	LAP TIME	MPH	DIFF	TIME OF DAY
1 -		42.407	1:47.496	73.00	7.217	12:31:38.050
2 -	58.553	42.358	1:40.911 (3)	77.77	0.632	12:33:18.961
3 -	58.429	42.506	1:40.935	77.75	0.656	12:34:59.896
4 -	57.969	42.357	1:40.326 (2)	78.22	0.047	12:36:40.222
5 -	57.916	42.363	1:40.279 (1)	78.26		12:38:20.501
6 -	58.265	42.996	1:41.261	77.50	0.982	12:40:01.762
7 -	58.536	42.701	1:41.237	77.52	0.958	12:41:42.999
8 -	58.891	42.762	1:41.653	77.20	1.374	12:43:24.652
9 -	59.272	42.569	1:41.841	77.06	1.562	12:45:06.493

P4 84 B Ricardo BRANCO			Yamaha - IMP Racing			
IDEAL LAP TIME : 1:40.057		BEST LAP TIME : 1:40.762		DIFFERENCE : 0.705		
LAP	SECTOR 1	SECTOR 2	LAP TIME	MPH	DIFF	TIME OF DAY
1 -		42.785	1:48.700	72.19	7.938	12:31:39.254
2 -	58.704	42.881	1:41.585	77.25	0.823	12:33:20.839
3 -	58.152	43.594	1:41.746	77.13	0.984	12:35:02.585
4 -	58.709	43.435	1:42.144	76.83	1.382	12:36:44.729
5 -	59.445	43.117	1:42.562	76.52	1.800	12:38:27.291
6 -	58.531	42.594	1:41.125 (3)	77.60	0.363	12:40:08.416
7 -	58.900	41.905	1:40.805 (2)	77.85	0.043	12:41:49.221
8 -	58.382	42.380	1:40.762 (1)	77.88		12:43:29.983
9 -	59.028	42.168	1:41.196	77.55	0.434	12:45:11.179

BMCRC - MRO Championships 2019 - Rnd 7 @ Cadwell Park

BMCRC Thunderbike Sport - B & C

RACE 9 - SECTOR ANALYSIS



SECTOR 1 = FL to I1, SECTOR 2 = I1 to FL, DIFF = Difference To Personal Best Lap, P = Crossed Finish Line in Pit Lane, D = Time Disallowed

P5 90 C Edward WATSON		Yamaha - Motorsportdays.com TEA Time Racing				
IDEAL LAP TIME : 1:40.432		BEST LAP TIME : 1:40.621		DIFFERENCE : 0.189		
LAP	SECTOR 1	SECTOR 2	LAP TIME	MPH	DIFF	TIME OF DAY
1 -		43.827	1:50.289	71.15	9.668	12:31:40.843
2 -	57.882	43.631	1:41.513	77.31	0.892	12:33:22.356
3 -	57.959	42.950	1:40.909 (2)	77.77	0.288	12:35:03.265
4 -	58.266	43.568	1:41.834	77.06	1.213	12:36:45.099
5 -	58.476	43.156	1:41.632	77.22	1.011	12:38:26.731
6 -	58.128	43.212	1:41.340 (3)	77.44	0.719	12:40:08.071
7 -	57.671	42.950	1:40.621 (1)	77.99		12:41:48.692
8 -	57.796	44.228	1:42.024	76.92	1.403	12:43:30.716
9 -	58.855	42.761	1:41.616	77.23	0.995	12:45:12.332

P6 54 C Adam JAMISON		Yamaha - AJ Racing				
IDEAL LAP TIME : 1:40.619		BEST LAP TIME : 1:40.619		DIFFERENCE : 0.000		
LAP	SECTOR 1	SECTOR 2	LAP TIME	MPH	DIFF	TIME OF DAY
1 -		43.907	1:50.535	71.00	9.916	12:31:41.089
2 -	58.466	43.163	1:41.629	77.22	1.010	12:33:22.718
3 -	58.568	42.879	1:41.447	77.36	0.828	12:35:04.165
4 -	58.090	43.091	1:41.181 (3)	77.56	0.562	12:36:45.346
5 -	58.629	43.046	1:41.675	77.18	1.056	12:38:27.021
6 -	58.233	43.008	1:41.241	77.51	0.622	12:40:08.262
7 -	58.044	42.575	1:40.619 (1)	77.99		12:41:48.881
8 -	58.297	42.713	1:41.010 (2)	77.69	0.391	12:43:29.891
9 -	1:00.700	43.123	1:43.823	75.59	3.204	12:45:13.714

P7 148 C Richie WELSH		Kawasaki - EDEN'S EXPERIENCES/PETER FLEMING				
IDEAL LAP TIME : 1:40.714		BEST LAP TIME : 1:40.801		DIFFERENCE : 0.087		
LAP	SECTOR 1	SECTOR 2	LAP TIME	MPH	DIFF	TIME OF DAY
1 -		43.447	1:50.960	70.72	10.159	12:31:41.514
2 -	58.079	42.722	1:40.801 (1)	77.85		12:33:22.315
3 -	58.329	43.033	1:41.362	77.42	0.561	12:35:03.677
4 -	58.855	43.419	1:42.274	76.73	1.473	12:36:45.951
5 -	58.703	43.147	1:41.850	77.05	1.049	12:38:27.801
6 -	58.436	42.918	1:41.354 (3)	77.43	0.553	12:40:09.155
7 -	58.333	42.635	1:40.968 (2)	77.72	0.167	12:41:50.123
8 -	59.019	42.901	1:41.920	77.00	1.119	12:43:32.043
9 -	59.164	43.962	1:43.126	76.10	2.325	12:45:15.169

P8 191 C James SEATH		Kawasaki - Ovenden Earthmoving				
IDEAL LAP TIME : 1:41.567		BEST LAP TIME : 1:41.611		DIFFERENCE : 0.044		
LAP	SECTOR 1	SECTOR 2	LAP TIME	MPH	DIFF	TIME OF DAY
1 -		44.808	1:52.280	69.89	10.669	12:31:42.834
2 -	59.805	43.573	1:43.378	75.91	1.767	12:33:26.212
3 -	59.182	43.474	1:42.656	76.45	1.045	12:35:08.868
4 -	58.701	42.910	1:41.611 (1)	77.23		12:36:50.479
5 -	58.915	43.568	1:42.483	76.57	0.872	12:38:32.962
6 -	59.268	43.448	1:42.716	76.40	1.105	12:40:15.678
7 -	59.910	43.585	1:43.495	75.83	1.884	12:41:59.173
8 -	59.084	43.178	1:42.262 (3)	76.74	0.651	12:43:41.435
9 -	58.657	43.427	1:42.084 (2)	76.87	0.473	12:45:23.519

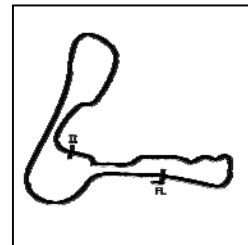
Weather / Track : Bright / Dry

Cadwell Park
Circuit Length = 2.1800 miles
Start: 12:29 Flag 12:44 End: 12:46

BMCRC - MRO Championships 2019 - Rnd 7 @ Cadwell Park

BMCRC Thunderbike Sport - B & C

RACE 9 - SECTOR ANALYSIS



SECTOR 1 = FL to I1, SECTOR 2 = I1 to FL, DIFF = Difference To Personal Best Lap, P = Crossed Finish Line in Pit Lane, D = Time Disallowed

P9 82 C		Matt HINNELLS		Honda - Bears repairs/Jamie Vale Carpentry		
IDEAL LAP TIME : 1:41.038		BEST LAP TIME : 1:41.767		DIFFERENCE : 0.729		
LAP	SECTOR 1	SECTOR 2	LAP TIME	MPH	DIFF	TIME OF DAY
1 -		44.208	1:52.640	69.67	10.873	12:31:43.194
2 -	59.782	43.496	1:43.278	75.98	1.511	12:33:26.472
3 -	59.394	43.083	1:42.477	76.58	0.710	12:35:08.949
4 -	59.410	42.715	1:42.125 (2)	76.84	0.358	12:36:51.074
5 -	58.911	43.221	1:42.132 (3)	76.84	0.365	12:38:33.206
6 -	59.395	43.352	1:42.747	76.38	0.980	12:40:15.953
7 -	59.928	43.487	1:43.415	75.88	1.648	12:41:59.368
8 -	59.570	43.032	1:42.602	76.49	0.835	12:43:41.970
9 -	58.323	43.444	1:41.767 (1)	77.11		12:45:23.737

P10 81 B		Malvern MAY		Honda -		
IDEAL LAP TIME : 1:41.549		BEST LAP TIME : 1:41.964		DIFFERENCE : 0.415		
LAP	SECTOR 1	SECTOR 2	LAP TIME	MPH	DIFF	TIME OF DAY
1 -		44.430	1:53.154	69.35	11.190	12:31:43.708
2 -	1:00.135	43.415	1:43.550	75.79	1.586	12:33:27.258
3 -	59.969	42.770	1:42.739	76.38	0.775	12:35:09.997
4 -	58.805	43.159	1:41.964 (1)	76.96		12:36:51.961
5 -	58.779	43.192	1:41.971 (2)	76.96	0.007	12:38:33.932
6 -	59.144	43.105	1:42.249 (3)	76.75	0.285	12:40:16.181
7 -	1:00.051	43.423	1:43.474	75.84	1.510	12:41:59.655
8 -	59.102	43.891	1:42.993	76.20	1.029	12:43:42.648
9 -	58.915	44.050	1:42.965	76.22	1.001	12:45:25.613

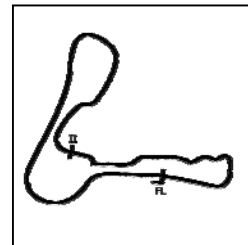
P11 45 B		Tom STEVENS		Suzuki -		
IDEAL LAP TIME : 1:42.190		BEST LAP TIME : 1:42.813		DIFFERENCE : 0.623		
LAP	SECTOR 1	SECTOR 2	LAP TIME	MPH	DIFF	TIME OF DAY
1 -		44.795	1:54.198	68.72	11.385	12:31:44.752
2 -	1:00.413	43.558	1:43.971	75.48	1.158	12:33:28.723
3 -	59.566	43.776	1:43.342	75.94	0.529	12:35:12.065
4 -	59.532	43.988	1:43.520	75.81	0.707	12:36:55.585
5 -	59.722	43.442	1:43.164 (3)	76.07	0.351	12:38:38.749
6 -	59.686	43.570	1:43.256	76.00	0.443	12:40:22.005
7 -	1:00.028	42.930	1:42.958 (2)	76.22	0.145	12:42:04.963
8 -	59.260	44.316	1:43.576	75.77	0.763	12:43:48.539
9 -	59.682	43.131	1:42.813 (1)	76.33		12:45:31.352

P12 48 C		Shaun WALLIS		Yamaha - Walling Tyres		
IDEAL LAP TIME : 1:42.822		BEST LAP TIME : 1:43.046		DIFFERENCE : 0.224		
LAP	SECTOR 1	SECTOR 2	LAP TIME	MPH	DIFF	TIME OF DAY
1 -		44.765	1:52.874	69.52	9.828	12:31:43.428
2 -	59.970	43.319	1:43.289 (3)	75.98	0.243	12:33:26.717
3 -	1:00.529	43.521	1:44.050	75.42	1.004	12:35:10.767
4 -	1:00.392	43.381	1:43.773	75.62	0.727	12:36:54.540
5 -	1:00.610	43.033	1:43.643	75.72	0.597	12:38:38.183
6 -	1:00.004	43.043	1:43.047 (2)	76.16	0.001	12:40:21.230
7 -	1:00.108	42.938	1:43.046 (1)	76.16		12:42:04.276
8 -	59.884	44.773	1:44.657	74.98	1.611	12:43:48.933
9 -	1:00.207	43.541	1:43.748	75.64	0.702	12:45:32.681

BMCRC - MRO Championships 2019 - Rnd 7 @ Cadwell Park

BMCRC Thunderbike Sport - B & C

RACE 9 - SECTOR ANALYSIS



SECTOR 1 = FL to I1, SECTOR 2 = I1 to FL, DIFF = Difference To Personal Best Lap, P = Crossed Finish Line in Pit Lane, D = Time Disallowed

P13 331 C		Illiam QUAYLE		Suzuki -		
IDEAL LAP TIME : 1:42.271		BEST LAP TIME : 1:42.271		DIFFERENCE : 0.000		
LAP	SECTOR 1	SECTOR 2	LAP TIME	MPH	DIFF	TIME OF DAY
1 -		45.388	1:58.642	66.14	16.371	12:31:49.196
2 -	1:00.477	43.349	1:43.826	75.58	1.555	12:33:33.022
3 -	59.552	44.931	1:44.483	75.11	2.212	12:35:17.505
4 -	59.883	44.591	1:44.474	75.11	2.203	12:37:01.979
5 -	59.697	43.565	1:43.262	76.00	0.991	12:38:45.241
6 -	59.183	43.088	1:42.271 (1)	76.73		12:40:27.512
7 -	59.227	43.970	1:43.197 (3)	76.04	0.926	12:42:10.709
8 -	59.499	43.260	1:42.759 (2)	76.37	0.488	12:43:53.468
9 -	59.817	43.891	1:43.708	75.67	1.437	12:45:37.176

P14 13 C		Wil GREEN		Suzuki - Faith Fueled Racing		
IDEAL LAP TIME : 1:43.292		BEST LAP TIME : 1:43.292		DIFFERENCE : 0.000		
LAP	SECTOR 1	SECTOR 2	LAP TIME	MPH	DIFF	TIME OF DAY
1 -		44.890	1:54.112	68.77	10.820	12:31:44.666
2 -	1:00.068	43.656	1:43.724 (2)	75.66	0.432	12:33:28.390
3 -	59.659	43.633	1:43.292 (1)	75.97		12:35:11.682
4 -	59.711	44.113	1:43.824 (3)	75.59	0.532	12:36:55.506
5 -	1:00.166	44.127	1:44.293	75.25	1.001	12:38:39.799
6 -	1:00.918	44.496	1:45.414	74.44	2.122	12:40:25.213
7 -	1:01.223	44.229	1:45.452	74.42	2.160	12:42:10.665
8 -	1:01.865	44.979	1:46.844	73.45	3.552	12:43:57.509
9 -	1:00.342	43.890	1:44.232	75.29	0.940	12:45:41.741

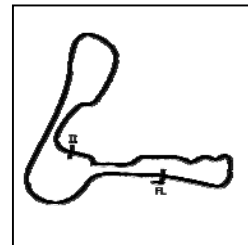
P15 85 B		Andrew KITE		Ducati - Red Rebel Racing		
IDEAL LAP TIME : 1:43.881		BEST LAP TIME : 1:43.975		DIFFERENCE : 0.094		
LAP	SECTOR 1	SECTOR 2	LAP TIME	MPH	DIFF	TIME OF DAY
1 -		44.903	1:55.573	67.90	11.598	12:31:46.127
2 -	1:00.778	45.243	1:46.021	74.02	2.046	12:33:32.148
3 -	1:00.157	44.534	1:44.691	74.96	0.716	12:35:16.839
4 -	1:00.339	44.252	1:44.591	75.03	0.616	12:37:01.430
5 -	1:00.577	44.244	1:44.821	74.87	0.846	12:38:46.251
6 -	59.797	44.367	1:44.164 (2)	75.34	0.189	12:40:30.415
7 -	1:00.316	44.964	1:45.280	74.54	1.305	12:42:15.695
8 -	1:00.478	44.084	1:44.562 (3)	75.05	0.587	12:44:00.257
9 -	59.848	44.127	1:43.975 (1)	75.48		12:45:44.232

P16 56 B		Jason SOILLEUX		Ducati -		
IDEAL LAP TIME : 1:45.207		BEST LAP TIME : 1:45.207		DIFFERENCE : 0.000		
LAP	SECTOR 1	SECTOR 2	LAP TIME	MPH	DIFF	TIME OF DAY
1 -		44.862	1:54.821	68.35	9.614	12:31:45.375
2 -	1:00.459	44.748	1:45.207 (1)	74.59		12:33:30.582
3 -	1:00.563	45.082	1:45.645 (2)	74.28	0.438	12:35:16.227
4 -	1:01.692	44.983	1:46.675	73.56	1.468	12:37:02.902
5 -	1:00.472	46.020	1:46.492 (3)	73.69	1.285	12:38:49.394
6 -	1:02.821	45.696	1:48.517	72.32	3.310	12:40:37.911
7 -	1:02.563	45.363	1:47.926	72.71	2.719	12:42:25.837
8 -	1:02.306	45.696	1:48.002	72.66	2.795	12:44:13.839
9 -	1:02.634	46.072	1:48.706	72.19	3.499	12:46:02.545

BMCRC - MRO Championships 2019 - Rnd 7 @ Cadwell Park

BMCRC Thunderbike Sport - B & C

RACE 9 - SECTOR ANALYSIS



SECTOR 1 = FL to I1, SECTOR 2 = I1 to FL, DIFF = Difference To Personal Best Lap, P = Crossed Finish Line in Pit Lane, D = Time Disallowed

P17 171 C Colin CLUNE			Suzuki -			
IDEAL LAP TIME : 1:46.741		BEST LAP TIME : 1:47.075		DIFFERENCE : 0.334		
LAP	SECTOR 1	SECTOR 2	LAP TIME	MPH	DIFF	TIME OF DAY
1 -		45.271	1:57.410	66.84	10.335	12:31:47.964
2 -	1:02.151	44.924	1:47.075 (1)	73.29		12:33:35.039
3 -	1:01.965	45.472	1:47.437	73.04	0.362	12:35:22.476
4 -	1:02.000	45.155	1:47.155 (2)	73.24	0.080	12:37:09.631
5 -	1:02.700	45.333	1:48.033	72.64	0.958	12:38:57.664
6 -	1:02.379	45.273	1:47.652	72.90	0.577	12:40:45.316
7 -	1:02.413	44.975	1:47.388	73.08	0.313	12:42:32.704
8 -	1:02.406	45.069	1:47.475	73.02	0.400	12:44:20.179
9 -	1:01.817	45.396	1:47.213 (3)	73.20	0.138	12:46:07.392

P18 66 B Mark SMITH			Yamaha - MHP EXHAUST S			
IDEAL LAP TIME : 1:46.065		BEST LAP TIME : 1:46.065		DIFFERENCE : 0.000		
LAP	SECTOR 1	SECTOR 2	LAP TIME	MPH	DIFF	TIME OF DAY
1 -		46.309	2:00.528	65.11	14.463	12:31:51.082
2 -	1:02.872	45.630	1:48.502	72.33	2.437	12:33:39.584
3 -	1:03.305	45.171	1:48.476	72.34	2.411	12:35:28.060
4 -	1:02.244	45.452	1:47.696	72.87	1.631	12:37:15.756
5 -	1:02.825	44.749	1:47.574	72.95	1.509	12:39:03.330
6 -	1:02.322	44.731	1:47.053	73.31	0.988	12:40:50.383
7 -	1:01.683	44.676	1:46.359 (2)	73.78	0.294	12:42:36.742
8 -	1:01.630	44.435	1:46.065 (1)	73.99		12:44:22.807
9 -	1:01.765	44.747	1:46.512 (3)	73.68	0.447	12:46:09.319

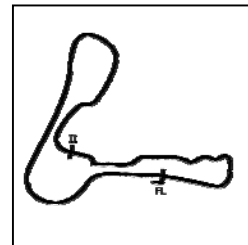
P19 22 C Matthew MAY			Honda - Tliehurst Glass Racing			
IDEAL LAP TIME : 1:46.955		BEST LAP TIME : 1:47.419		DIFFERENCE : 0.464		
LAP	SECTOR 1	SECTOR 2	LAP TIME	MPH	DIFF	TIME OF DAY
1 -		46.365	2:00.211	65.28	12.792	12:31:50.765
2 -	1:03.499	45.818	1:49.317	71.79	1.898	12:33:40.082
3 -	1:02.347	45.210	1:47.557 (2)	72.96	0.138	12:35:27.639
4 -	1:01.944	45.475	1:47.419 (1)	73.06		12:37:15.058
5 -	1:02.921	45.011	1:47.932 (3)	72.71	0.513	12:39:02.990
6 -	1:03.902	45.165	1:49.067	71.95	1.648	12:40:52.057
7 -	1:01.989	46.423	1:48.412	72.39	0.993	12:42:40.469
8 -	1:03.307	45.697	1:49.004	71.99	1.585	12:44:29.473
9 -	1:02.792	45.636	1:48.428	72.38	1.009	12:46:17.901

P20 0 C Luke STANLEY			Yamaha - Urban Race Tribe			
IDEAL LAP TIME : 1:48.897		BEST LAP TIME : 1:49.243		DIFFERENCE : 0.346		
LAP	SECTOR 1	SECTOR 2	LAP TIME	MPH	DIFF	TIME OF DAY
1 -		46.148	1:58.818	66.05	9.575	12:31:49.372
2 -	1:03.757	45.746	1:49.503 (3)	71.66	0.260	12:33:38.875
3 -	1:04.383	46.067	1:50.450	71.05	1.207	12:35:29.325
4 -	1:03.567	45.937	1:49.504	71.66	0.261	12:37:18.829
5 -	1:03.913	45.330	1:49.243 (1)	71.84		12:39:08.072
6 -	1:04.083	45.398	1:49.481 (2)	71.68	0.238	12:40:57.553
7 -	1:04.062	45.928	1:49.990	71.35	0.747	12:42:47.543
8 -	1:03.780	45.749	1:49.529	71.65	0.286	12:44:37.072
9 -	1:03.985	45.573	1:49.558	71.63	0.315	12:46:26.630

BMCRC - MRO Championships 2019 - Rnd 7 @ Cadwell Park

BMCRC Thunderbike Sport - B & C

RACE 9 - SECTOR ANALYSIS



SECTOR 1 = FL to I1, SECTOR 2 = I1 to FL, DIFF = Difference To Personal Best Lap, P = Crossed Finish Line in Pit Lane, D = Time Disallowed

P21 159 C		Benn RIDGWELL		Suzuki - Ridgely Racing		
IDEAL LAP TIME : 1:50.921		BEST LAP TIME : 1:51.490		DIFFERENCE : 0.569		
LAP	SECTOR 1	SECTOR 2	LAP TIME	MPH	DIFF	TIME OF DAY
1 -		47.392	2:01.880	64.39	10.390	12:31:52.434
2 -	1:03.700	48.158	1:51.858 (2)	70.16	0.368	12:33:44.292
3 -	1:04.871	47.360	1:52.231	69.92	0.741	12:35:36.523
4 -	1:04.132	47.358	1:51.490 (1)	70.39		12:37:28.013
5 -	1:05.174	47.414	1:52.588	69.70	1.098	12:39:20.601
6 -	1:04.722	47.387	1:52.109	70.00	0.619	12:41:12.710
7 -	1:04.692	47.221	1:51.913 (3)	70.12	0.423	12:43:04.623
8 -	1:04.770	47.604	1:52.374	69.83	0.884	12:44:56.997

P22 43 B		Colin HALL		NINJA 300 - simply saab		
IDEAL LAP TIME : 1:50.976		BEST LAP TIME : 1:51.099		DIFFERENCE : 0.123		
LAP	SECTOR 1	SECTOR 2	LAP TIME	MPH	DIFF	TIME OF DAY
1 -		49.479	2:05.656	62.45	14.557	12:31:56.210
2 -	1:06.020	48.407	1:54.427	68.58	3.328	12:33:50.637
3 -	1:06.050	46.687	1:52.737	69.61	1.638	12:35:43.374
4 -	1:06.158	46.606	1:52.764	69.59	1.665	12:37:36.138
5 -	1:05.044	46.055	1:51.099 (1)	70.64		12:39:27.237
6 -	1:05.105	46.370	1:51.475 (3)	70.40	0.376	12:41:18.712
7 -	1:05.375	45.932	1:51.307 (2)	70.50	0.208	12:43:10.019
8 -	1:05.047	46.443	1:51.490	70.39	0.391	12:45:01.509

P23 126 B		Damien LECHAUVE		Suzuki -		
IDEAL LAP TIME : 1:53.368		BEST LAP TIME : 1:53.670		DIFFERENCE : 0.302		
LAP	SECTOR 1	SECTOR 2	LAP TIME	MPH	DIFF	TIME OF DAY
1 -		48.367	2:04.357	63.10	10.687	12:31:54.911
2 -	1:05.855	47.815	1:53.670 (1)	69.04		12:33:48.581
3 -	1:05.796	47.955	1:53.751 (2)	68.99	0.081	12:35:42.332
4 -	1:07.537	47.572	1:55.109	68.17	1.439	12:37:37.441
5 -	1:05.902	48.116	1:54.018	68.83	0.348	12:39:31.459
6 -	1:05.899	48.091	1:53.990 (3)	68.84	0.320	12:41:25.449
7 -	1:06.414	49.105	1:55.519	67.93	1.849	12:43:20.968
8 -	1:07.333	48.756	1:56.089	67.60	2.419	12:45:17.057

P24 50 C		Adam RIDGWELL		Suzuki - Ridgely Racing		
IDEAL LAP TIME : 1:53.558		BEST LAP TIME : 1:53.558		DIFFERENCE : 0.000		
LAP	SECTOR 1	SECTOR 2	LAP TIME	MPH	DIFF	TIME OF DAY
1 -		48.581	2:04.077	63.25	10.519	12:31:54.631
2 -	1:07.282	48.648	1:55.930	67.69	2.372	12:33:50.561
3 -	1:06.455	48.053	1:54.508 (3)	68.53	0.950	12:35:45.069
4 -	1:05.628	47.930	1:53.558 (1)	69.11		12:37:38.627
5 -	1:06.131	48.173	1:54.304 (2)	68.65	0.746	12:39:32.931
6 -	1:06.669	48.067	1:54.736	68.40	1.178	12:41:27.667
7 -	1:06.981	48.769	1:55.750	67.80	2.192	12:43:23.417
8 -	1:07.396	48.778	1:56.174	67.55	2.616	12:45:19.591

P25 88 B		David COURT		Kawasaki -		
IDEAL LAP TIME : 1:54.588		BEST LAP TIME : 1:54.670		DIFFERENCE : 0.082		
LAP	SECTOR 1	SECTOR 2	LAP TIME	MPH	DIFF	TIME OF DAY
1 -		49.416	2:06.640	61.97	11.970	12:31:57.194
2 -	1:06.104	48.713	1:54.817 (2)	68.35	0.147	12:33:52.011
3 -	1:05.875	48.795	1:54.670 (1)	68.44		12:35:46.681
4 -	1:07.004	49.481	1:56.485 (3)	67.37	1.815	12:37:43.166

Weather / Track : Bright / Dry

Cadwell Park
Circuit Length = 2.1800 miles
Start: 12:29 Flag 12:44 End: 12:46

BMCRC - MRO Championships 2019 - Rnd 7 @ Cadwell Park

BMCRC Thunderbike Sport - B & C

RACE 9 - BEST SECTORS

SECTOR 1			SECTOR 2			IDEAL / BEST COMPARISON						
POS	NO	NAME	TIME	NO	NAME	TIME	POS	NO	NAME	IDEAL	BEST	DIFF
									PERFECT LAP	1:37.260		
1	961	SIM	56.762	961	SIM	40.498	1	961	SIM	1:37.260	1:37.260	0.000
2	47	WATSON	57.129	84	BRANCO	41.905	2	47	WATSON	1:39.610	1:39.610	0.000
3	90	WATSON	57.671	93	WALLIS	42.357	3	84	BRANCO	1:40.057	1:40.762	0.705
4	93	WALLIS	57.916	47	WATSON	42.481	4	93	WALLIS	1:40.273	1:40.279	0.006
5	54	JAMISON	58.044	54	JAMISON	42.575	5	90	WATSON	1:40.432	1:40.621	0.189
6	148	WELSH	58.079	148	WELSH	42.635	6	54	JAMISON	1:40.619	1:40.619	0.000
7	84	BRANCO	58.152	82	HINNELLS	42.715	7	148	WELSH	1:40.714	1:40.801	0.087
8	82	HINNELLS	58.323	90	WATSON	42.761	8	82	HINNELLS	1:41.038	1:41.767	0.729
9	191	SEATH	58.657	81	MAY	42.770	9	81	MAY	1:41.549	1:41.964	0.415
10	81	MAY	58.779	191	SEATH	42.910	10	191	SEATH	1:41.567	1:41.611	0.044
11	331	QUAYLE	59.183	45	STEVENS	42.930	11	45	STEVENS	1:42.190	1:42.813	0.623
12	45	STEVENS	59.260	48	WALLIS	42.938	12	331	QUAYLE	1:42.271	1:42.271	0.000
13	13	GREEN	59.659	331	QUAYLE	43.088	13	48	WALLIS	1:42.822	1:43.046	0.224
14	85	KITE	59.797	13	GREEN	43.633	14	13	GREEN	1:43.292	1:43.292	0.000
15	48	WALLIS	59.884	85	KITE	44.084	15	85	KITE	1:43.881	1:43.975	0.094
16	56	SOILLEUX	1:00.459	66	SMITH	44.435	16	56	SOILLEUX	1:45.207	1:45.207	0.000
17	66	SMITH	1:01.630	56	SOILLEUX	44.748	17	66	SMITH	1:46.065	1:46.065	0.000
18	171	CLUNE	1:01.817	171	CLUNE	44.924	18	171	CLUNE	1:46.741	1:47.075	0.334
19	22	MAY	1:01.944	22	MAY	45.011	19	22	MAY	1:46.955	1:47.419	0.464
20	0	STANLEY	1:03.567	0	STANLEY	45.330	20	0	STANLEY	1:48.897	1:49.243	0.346
21	159	RIDGWELL	1:03.700	43	HALL	45.932	21	159	RIDGWELL	1:50.921	1:51.490	0.569
22	43	HALL	1:05.044	159	RIDGWELL	47.221	22	43	HALL	1:50.976	1:51.099	0.123
23	50	RIDGWELL	1:05.628	126	LECHAUVE	47.572	23	126	LECHAUVE	1:53.368	1:53.670	0.302
24	126	LECHAUVE	1:05.796	50	RIDGWELL	47.930	24	50	RIDGWELL	1:53.558	1:53.558	0.000
25	88	COURT	1:05.875	88	COURT	48.713	25	88	COURT	1:54.588	1:54.670	0.082
26												
27												

BMCRC - MRO Championships 2019 - Rnd 7 @ Cadwell Park

BMCRC Thunderbike Sport - A & C

RACE 14 - GRID (9 Laps)

ROW 11	31	16	Geoff LANSDELL	1		1								
ROW 10		28	624	Matthew FEDRICK (R)	29	42	Christopher JOHNSON (R)	30	77	Joe WHITE (R)				
ROW 9		25	2:12.035	20	Steve MALE (R)	26	33	Peter PARAPANOS (R)	27	104	Alex ROBINSON (R)			
ROW 8			1:55.673	22	50	Adam RIDGWELL	23	526	1:59.820	Michael ARMANI (R)	24	70	2:01.635	Vanessa GILLAM (R)
ROW 7		19	1:52.084	101	Glen TRIPP (R)	20	1:52.351	143	Robert DAVIE	21	40	1:53.184	Simon WILKINSON (R)	
ROW 6			1:48.247	16	0	Luke STANLEY	17	22	1:49.495	Matthew MAY	18	159	1:51.774	Benn RIDGWELL
ROW 5		13	1:44.785	171	Colin CLUNE	14	1:47.549	606	Jake ANDERTON (R)	15	53	1:47.919	Tim BANWELL (R)	
ROW 4			1:43.444	10	191	James SEATH	11	44	1:43.613	James ROBINSON (R)	12	9	1:44.377	Jack BEDNAREK (R)
ROW 3		7	1:42.957	82	Matt HINNELLS	8	1:43.257	331	Illiam QUAYLE	9	13	1:43.400	Wil GREEN	
ROW 2			1:41.838	4	54	Adam JAMISON	5	17	1:42.448	Tommy DOWNES (R)	6	148	1:42.525	Richie WELSH
ROW 1		1	1:39.393	47	Thomas WATSON	2	1:40.702	90	Edward WATSON	3	48	1:41.657	Shaun WALLIS	
					Pole									

Cadwell Park
Circuit Length = 2.1800 miles

These results are provisional until the conclusion of any judicial and technical matters.

Clerk Of Course :	Steward :	Timekeeper :

Results can be found at www.tsl-timing.com

Printed - 12:51 Sunday, 04 August 2019



BMCRC - MRO Championships 2019 - Rnd 7 @ Cadwell Park

BMCRC Thunderbike Sport - A & C

RACE 14 - CLASSIFICATION

POS	NO	CL	PIC NAME	ENTRY	LAPS	TIME	GAP	DIFF	MPH	BEST	ON
1	47	C	1 Thomas WATSON	Yamaha - Motorsportdays.com TEA Time Racing	9	15:09.303			77.67	1:37.994	9
2	54	C	2 Adam JAMISON	Yamaha - AJ Racing	9	15:10.241	0.938	0.938	77.59	1:39.537	8
3	90	C	3 Edward WATSON	Yamaha - Motorsportdays.com TEA Time Racing	9	15:22.505	13.202	12.264	76.56	1:40.869	4
4	82	C	4 Matt HINNELLS	Honda - Bears repairs/Jamie Vale Carpentry	9	15:26.290	16.987	3.785	76.25	1:40.966	9
5	148	C	5 Richie WELSH	Kawasaki - EDEN'S EXPERIENCES/PETER FLEMI	9	15:27.768	18.465	1.478	76.13	1:40.877	6
6	48	C	6 Shaun WALLIS	Yamaha - Watling Tyres	9	15:27.960	18.657	0.192	76.11	1:41.387	6
7	331	C	7 Illiam QUAYLE	Suzuki -	9	15:32.966	23.663	5.006	75.70	1:41.260	6
8	191	C	8 James SEATH	Kawasaki - Ovenden Earthmoving	9	15:43.347	34.044	10.381	74.87	1:43.052	3
9	606	A	1 Jake ANDERTON (R)	Honda - CurrentElec Limited	9	15:44.493	35.190	1.146	74.78	1:43.382	7
10	9	A	2 Jack BEDNAREK (R)	Yamaha -	9	15:47.403	38.100	2.910	74.55	1:43.282	4
11	17	A	3 Tommy DOWNES (R)	Suzuki - Ray Gnarley/ MoreMoto	9	16:02.636	53.333	15.233	73.37	1:44.669	2
12	171	C	9 Colin CLUNE	Suzuki -	9	16:04.575	55.272	1.939	73.22	1:45.459	3
13	13	C	10 Wil GREEN	Suzuki - Faith Fueled Racing	9	16:10.122	1:00.819	5.547	72.80	1:43.295	8
14	22	C	11 Matthew MAY	Honda - Tliehurst Glass Racing	9	16:25.482	1:16.179	15.360	71.67	1:46.941	8
15	53	A	4 Tim BANWELL (R)	Yamaha -	9	16:25.517	1:16.214	0.035	71.67	1:47.419	9
16	0	C	12 Luke STANLEY	Yamaha - Urban Race Tribe	9	16:30.610	1:21.307	5.093	71.30	1:48.171	5
17	101	A	5 Glen TRIPP (R)	Honda - yaki too racing	9	16:38.168	1:28.865	7.558	70.76	1:48.980	4
18	33	A	6 Peter PARAPANOS (R)	Honda -	9	16:52.325	1:43.022	14.157	69.77	1:49.951	9
19	40	A	7 Simon WILKINSON (R)	Suzuki - S P Wilkinson Engineering Ltd	9	16:52.833	1:43.530	0.508	69.73	1:49.759	9
20	50	C	13 Adam RIDGWELL	Suzuki - Ridgely Racing	8	15:27.987	1 Lap	1 Lap	67.65	1:53.770	2
21	526	A	8 Michael ARMANI (R)	Honda -	8	16:02.048	1 Lap	34.061	65.26	1:57.923	6
22	20	A	9 Steve MALE (R)	Suzuki - ATB Racing	8	17:13.961	1 Lap	1:11.913	60.72	2:06.089	7

NOT CLASSIFIED

DNF	159	C	Benn RIDGWELL	Suzuki - Ridgely Racing	6	11:27.682	3 Laps	2 Laps	68.47	1:52.358	3
DNF	44	A	James ROBINSON (R)	Honda - CurrentElec	3	5:22.367	6 Laps	3 Laps	73.03	1:43.400	3

FASTEST LAP

47	C	Thomas WATSON	Yamaha - Motorsportdays.com TEA Time Racing	9	1:37.994	80.08 mph	128.88 kph
9	A	Jack BEDNAREK (R)	Yamaha -	4	1:43.282	75.98 mph	122.28 kph

Class C - 92.5% of Race Speed = 71.84 mph

Class A - 92.5% of Race Speed = 69.17 mph

Cadwell Park
Circuit Length = 2.1800 miles
Start: 14:56 Flag 15:11 End: 15:13

Weather / Track : Bright / Dry

These results are provisional until the conclusion of any judicial and technical matters.

Clerk Of Course :	Steward :	Timekeeper :
-------------------	-----------	--------------

Results can be found at www.tsl-timing.com

Printed - 15:15 Sunday, 04 August 2019



BMCRC - MRO Championships 2019 - Rnd 7 @ Cadwell Park

BMCRC Thunderbike Sport - A & C

RACE 14 - LAP CHART

LAP 1 @ 14:58:04.284

NO	BEHIND	LAP TIME
47		1:46.457
54	2.511	1:48.968
48	3.212	1:49.669
90	3.853	1:50.310
82	4.421	1:50.878
148	4.881	1:51.338
331	5.510	1:51.967
17	5.913	1:52.370
191	6.527	1:52.984
606	7.756	1:54.213
9	7.860	1:54.317
44	8.595	1:55.052
13	10.251	1:56.708
171	10.286	1:56.743
0	12.029	1:58.486
22	13.929	2:00.386
159	14.140	2:00.597
101	14.168	2:00.625
53	14.459	2:00.916
33	16.377	2:02.834
40	16.438	2:02.895
50	18.233	2:04.690
526	20.549	2:07.006
20	29.964	2:16.421

LAP 2 @ 14:59:44.342

NO	BEHIND	LAP TIME
47		1:40.058
54	3.346	1:40.893
48	5.725	1:42.571
90	6.216	1:42.421
82	6.778	1:42.415
148	7.001	1:42.178
331	7.555	1:42.103
17	10.524	1:44.669
191	10.745	1:44.276
606	11.229	1:43.531
9	11.810	1:44.008
44	12.452	1:43.915
171	15.894	1:45.666
13	17.020	1:46.827
0	21.238	1:49.267
22	21.721	1:47.850
101	23.454	1:49.344
53	23.804	1:49.403
33	26.606	1:50.287
159	26.668	1:52.586
40	28.519	1:52.139
50	31.945	1:53.770
526	39.193	1:58.702
20	57.353	2:07.447

LAP 3 @ 15:01:25.898

NO	BEHIND	LAP TIME
47		1:41.556
54	2.657	1:40.867
90	6.268	1:41.608
48	6.851	1:42.682
148	7.427	1:41.982
82	8.149	1:42.927
331	8.594	1:42.595

191	12.241	1:43.052
606	13.404	1:43.731
17	14.000	1:45.032
44	14.296	1:43.400
9	14.629	1:44.375
171	19.797	1:45.459
13	21.347	1:45.883
22	28.868	1:48.703
0	29.414	1:49.732
53	29.937	1:47.689
101	32.403	1:50.505
33	36.044	1:50.994
159	37.470	1:52.358
40	38.753	1:51.790
50	45.250	1:54.861
526	57.487	1:59.850
20	1:23.541	2:07.744

LAP 4 @ 15:03:07.924

NO	BEHIND	LAP TIME
47		1:42.026
54	1.093	1:40.462
90	5.111	1:40.869
48	7.277	1:42.452
148	7.350	1:41.949
82	7.689	1:41.566
331	8.556	1:41.988
191	13.307	1:43.092
606	14.847	1:43.469
9	15.885	1:43.282
17	17.964	1:45.990
171	23.450	1:45.679
13	27.384	1:48.063
22	35.982	1:49.140
53	36.047	1:48.136
0	37.104	1:49.716
101	39.357	1:48.980
33	45.878	1:51.860
159	49.110	1:53.666
40	49.179	1:52.452
50	58.415	1:55.191
526	1:16.914	2:01.453

LAP 5 @ 15:04:48.985

NO	BEHIND	LAP TIME
54		1:39.968
47	0.844	1:41.905
90	5.636	1:41.586
48	8.721	1:42.505
82	9.181	1:42.553
148	10.197	1:43.908
331	10.712	1:43.217
20	1 Lap	2:10.991
191	15.397	1:43.151
606	18.154	1:44.368
9	19.110	1:44.286
17	23.008	1:46.105
171	28.530	1:46.141
13	36.461	1:50.138
22	42.974	1:48.053
53	43.248	1:48.262
0	44.214	1:48.171
101	48.048	1:49.752
33	57.247	1:52.430

40	59.043	1:50.925
159	1:01.746	1:53.697
50	1:11.865	1:54.511
526	1:33.798	1:57.945

LAP 6 @ 15:06:28.900

NO	BEHIND	LAP TIME
54		1:39.915
47	0.272	1:39.343
90	6.674	1:40.953
48	10.193	1:41.387
82	10.653	1:41.387
148	11.159	1:40.877
331	12.057	1:41.260
191	19.735	1:44.253
606	22.557	1:44.318
9	23.133	1:43.938
17	29.206	1:46.113
171	35.794	1:47.179
20	1 Lap	2:07.818
13	45.705	1:49.159
53	51.141	1:47.808
22	51.641	1:48.582
0	52.606	1:48.307
101	57.760	1:49.627
33	1:08.392	1:51.060
40	1:09.291	1:50.163
159	1:16.609	1:54.778
50	1:26.636	1:54.686

LAP 7 @ 15:08:08.660

NO	BEHIND	LAP TIME
54		1:39.760
47	0.262	1:39.750
90	8.444	1:41.530
526	1 Lap	1:57.923
48	12.257	1:41.824
82	12.758	1:41.865
148	13.044	1:41.645
331	14.441	1:42.144
191	24.141	1:44.166
606	26.179	1:43.382
9	26.888	1:43.515
17	35.717	1:46.271
171	41.933	1:45.899
13	50.249	1:44.304
53	59.470	1:48.089
22	59.717	1:47.836
0	1:01.490	1:48.644
20	1 Lap	2:06.911
101	1:07.308	1:49.308
33	1:19.799	1:51.167
40	1:22.144	1:52.613

LAP 8 @ 15:09:48.197

NO	BEHIND	LAP TIME
54		1:39.537
47	0.939	1:40.214
50	1 Lap	1:55.458
90	10.308	1:41.401
48	14.550	1:41.830
82	14.954	1:41.733
148	15.238	1:41.731

331	19.350	1:44.446
191	29.358	1:44.754
606	30.635	1:43.993
526	1 Lap	2:00.376
9	33.684	1:46.333
17	43.740	1:47.560
171	48.653	1:46.257
13	54.007	1:43.295
22	1:07.121	1:46.941
53	1:07.728	1:47.795
0	1:10.535	1:48.582
101	1:18.082	1:50.311
33	1:32.004	1:51.742
40	1:32.704	1:50.097
20	1 Lap	2:06.089

LAP 9 @ 15:11:27.130

NO	BEHIND	LAP TIME
47		1:37.994
54	0.938	1:39.871
90	13.202	1:41.827
82	16.987	1:40.966
148	18.465	1:42.160
48	18.657	1:43.040
50	1 Lap	1:54.820
331	23.663	1:43.246
191	34.044	1:43.619
606	35.190	1:43.488
9	38.100	1:43.349
526	1 Lap	1:58.793
17	53.333	1:48.526
171	55.272	1:45.552
13	1:00.819	1:45.745
22	1:16.179	1:47.991
53	1:16.214	1:47.419
0	1:21.307	1:49.705
101	1:28.865	1:49.716
33	1:43.022	1:49.951
40	1:43.530	1:49.759
20	1 Lap	2:10.540

Cadwell Park

Circuit Length = 2.1800 miles

Start: 14:56 Flag 15:11 End: 15:13

Weather / Track : Bright / Dry

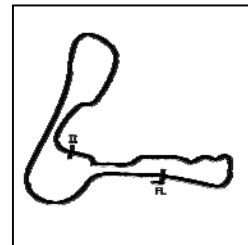
Results can be found at www.tsl-timing.com

Printed - 15:16 Sunday, 04 August 2019

BMCRC - MRO Championships 2019 - Rnd 7 @ Cadwell Park

BMCRC Thunderbike Sport - A & C

RACE 14 - SECTOR ANALYSIS



SECTOR 1 = FL to I1, SECTOR 2 = I1 to FL, DIFF = Difference To Personal Best Lap, P = Crossed Finish Line in Pit Lane, D = Time Disallowed

P1 47 C		Thomas WATSON		Yamaha - Motorsportdays.com TEA Time Racing			
IDEAL LAP TIME : 1:37.994		BEST LAP TIME : 1:37.994		DIFFERENCE : 0.000			
LAP	SECTOR 1	SECTOR 2	LAP TIME	MPH	DIFF	TIME OF DAY	
1 -		42.294	1:46.457	73.72	8.463	14:58:04.284	
2 -	57.449	42.609	1:40.058	78.43	2.064	14:59:44.342	
3 -	58.297	43.259	1:41.556	77.27	3.562	15:01:25.898	
4 -	58.595	43.431	1:42.026	76.92	4.032	15:03:07.924	
5 -	58.677	43.228	1:41.905	77.01	3.911	15:04:49.829	
6 -	57.290	42.053	1:39.343 (2)	78.99	1.349	15:06:29.172	
7 -	57.670	42.080	1:39.750 (3)	78.67	1.756	15:08:08.922	
8 -	57.147	43.067	1:40.214	78.31	2.220	15:09:49.136	
9 -	56.217	41.777	1:37.994 (1)	80.08		15:11:27.130	

P2 54 C		Adam JAMISON		Yamaha - AJ Racing			
IDEAL LAP TIME : 1:39.256		BEST LAP TIME : 1:39.537		DIFFERENCE : 0.281			
LAP	SECTOR 1	SECTOR 2	LAP TIME	MPH	DIFF	TIME OF DAY	
1 -		42.687	1:48.968	72.02	9.431	14:58:06.795	
2 -	58.271	42.622	1:40.893	77.78	1.356	14:59:47.688	
3 -	58.200	42.667	1:40.867	77.80	1.330	15:01:28.555	
4 -	58.301	42.161	1:40.462	78.11	0.925	15:03:09.017	
5 -	57.625	42.343	1:39.968	78.50	0.431	15:04:48.985	
6 -	57.791	42.124	1:39.915	78.54	0.378	15:06:28.900	
7 -	57.680	42.080	1:39.760 (2)	78.66	0.223	15:08:08.660	
8 -	57.257	42.280	1:39.537 (1)	78.84		15:09:48.197	
9 -	57.872	41.999	1:39.871 (3)	78.58	0.334	15:11:28.068	

P3 90 C		Edward WATSON		Yamaha - Motorsportdays.com TEA Time Racing			
IDEAL LAP TIME : 1:40.618		BEST LAP TIME : 1:40.869		DIFFERENCE : 0.251			
LAP	SECTOR 1	SECTOR 2	LAP TIME	MPH	DIFF	TIME OF DAY	
1 -		43.127	1:50.310	71.14	9.441	14:58:08.137	
2 -	59.194	43.227	1:42.421	76.62	1.552	14:59:50.558	
3 -	58.512	43.096	1:41.608	77.23	0.739	15:01:32.166	
4 -	57.834	43.035	1:40.869 (1)	77.80		15:03:13.035	
5 -	57.853	43.733	1:41.586	77.25	0.717	15:04:54.621	
6 -	58.169	42.784	1:40.953 (2)	77.73	0.084	15:06:35.574	
7 -	58.008	43.522	1:41.530	77.29	0.661	15:08:17.104	
8 -	58.313	43.088	1:41.401 (3)	77.39	0.532	15:09:58.505	
9 -	58.593	43.234	1:41.827	77.07	0.958	15:11:40.332	

P4 82 C		Matt HINNELLS		Honda - Bears repairs/Jamie Vale Carpentry			
IDEAL LAP TIME : 1:40.828		BEST LAP TIME : 1:40.966		DIFFERENCE : 0.138			
LAP	SECTOR 1	SECTOR 2	LAP TIME	MPH	DIFF	TIME OF DAY	
1 -		43.490	1:50.878	70.78	9.912	14:58:08.705	
2 -	58.811	43.604	1:42.415	76.63	1.449	14:59:51.120	
3 -	58.875	44.052	1:42.927	76.24	1.961	15:01:34.047	
4 -	58.505	43.061	1:41.566 (3)	77.27	0.600	15:03:15.613	
5 -	59.119	43.434	1:42.553	76.52	1.587	15:04:58.166	
6 -	58.779	42.608	1:41.387 (2)	77.40	0.421	15:06:39.553	
7 -	58.841	43.024	1:41.865	77.04	0.899	15:08:21.418	
8 -	58.523	43.210	1:41.733	77.14	0.767	15:10:03.151	
9 -	58.220	42.746	1:40.966 (1)	77.72		15:11:44.117	

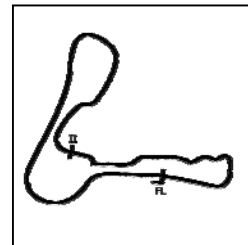
Weather / Track : Bright / Dry

Cadwell Park
Circuit Length = 2.1800 miles
Start: 14:56 Flag 15:11 End: 15:13

BMCRC - MRO Championships 2019 - Rnd 7 @ Cadwell Park

BMCRC Thunderbike Sport - A & C

RACE 14 - SECTOR ANALYSIS



SECTOR 1 = FL to I1, SECTOR 2 = I1 to FL, DIFF = Difference To Personal Best Lap, P = Crossed Finish Line in Pit Lane, D = Time Disallowed

P5 148 C		Richie WELSH		Kawasaki - EDEN'S EXPERIENCES/PETER FLEMING		
IDEAL LAP TIME : 1:40.773		BEST LAP TIME : 1:40.877		DIFFERENCE : 0.104		
LAP	SECTOR 1	SECTOR 2	LAP TIME	MPH	DIFF	TIME OF DAY
1 -		43.734	1:51.338	70.48	10.461	14:58:09.165
2 -	58.478	43.700	1:42.178	76.80	1.301	14:59:51.343
3 -	58.749	43.233	1:41.982	76.95	1.105	15:01:33.325
4 -	58.714	43.235	1:41.949	76.98	1.072	15:03:15.274
5 -	59.717	44.191	1:43.908	75.52	3.031	15:04:59.182
6 -	58.582	42.295	1:40.877 (1)	77.79		15:06:40.059
7 -	58.689	42.956	1:41.645 (2)	77.21	0.768	15:08:21.704
8 -	58.817	42.914	1:41.731 (3)	77.14	0.854	15:10:03.435
9 -	58.605	43.555	1:42.160	76.82	1.283	15:11:45.595

P6 48 C		Shaun WALLIS		Yamaha - Watling Tyres		
IDEAL LAP TIME : 1:41.216		BEST LAP TIME : 1:41.387		DIFFERENCE : 0.171		
LAP	SECTOR 1	SECTOR 2	LAP TIME	MPH	DIFF	TIME OF DAY
1 -		42.959	1:49.669	71.56	8.282	14:58:07.496
2 -	59.657	42.914	1:42.571	76.51	1.184	14:59:50.067
3 -	59.753	42.929	1:42.682	76.43	1.295	15:01:32.749
4 -	59.026	43.426	1:42.452	76.60	1.065	15:03:15.201
5 -	59.314	43.191	1:42.505	76.56	1.118	15:04:57.706
6 -	58.918	42.469	1:41.387 (1)	77.40		15:06:39.093
7 -	59.078	42.746	1:41.824 (2)	77.07	0.437	15:08:20.917
8 -	58.747	43.083	1:41.830 (3)	77.07	0.443	15:10:02.747
9 -	59.120	43.920	1:43.040	76.16	1.653	15:11:45.787

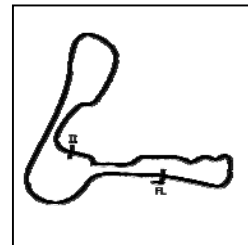
P7 331 C		Illiam QUAYLE		Suzuki -		
IDEAL LAP TIME : 1:41.161		BEST LAP TIME : 1:41.260		DIFFERENCE : 0.099		
LAP	SECTOR 1	SECTOR 2	LAP TIME	MPH	DIFF	TIME OF DAY
1 -		44.022	1:51.967	70.09	10.707	14:58:09.794
2 -	58.772	43.331	1:42.103 (3)	76.86	0.843	14:59:51.897
3 -	58.557	44.038	1:42.595	76.49	1.335	15:01:34.492
4 -	59.054	42.934	1:41.988 (2)	76.95	0.728	15:03:16.480
5 -	58.883	44.334	1:43.217	76.03	1.957	15:04:59.697
6 -	58.656	42.604	1:41.260 (1)	77.50		15:06:40.957
7 -	58.939	43.205	1:42.144	76.83	0.884	15:08:23.101
8 -	1:00.748	43.698	1:44.446	75.13	3.186	15:10:07.547
9 -	59.618	43.628	1:43.246	76.01	1.986	15:11:50.793

P8 191 C		James SEATH		Kawasaki - Ovenden Earthmoving		
IDEAL LAP TIME : 1:42.811		BEST LAP TIME : 1:43.052		DIFFERENCE : 0.241		
LAP	SECTOR 1	SECTOR 2	LAP TIME	MPH	DIFF	TIME OF DAY
1 -		44.092	1:52.984	69.46	9.932	14:58:10.811
2 -	1:00.343	43.933	1:44.276	75.26	1.224	14:59:55.087
3 -	59.671	43.381	1:43.052 (1)	76.15		15:01:38.139
4 -	59.779	43.313	1:43.092 (2)	76.12	0.040	15:03:21.231
5 -	59.498	43.653	1:43.151 (3)	76.08	0.099	15:05:04.382
6 -	1:00.560	43.693	1:44.253	75.27	1.201	15:06:48.635
7 -	1:00.121	44.045	1:44.166	75.34	1.114	15:08:32.801
8 -	1:00.341	44.413	1:44.754	74.91	1.702	15:10:17.555
9 -	59.816	43.803	1:43.619	75.73	0.567	15:12:01.174

BMCRC - MRO Championships 2019 - Rnd 7 @ Cadwell Park

BMCRC Thunderbike Sport - A & C

RACE 14 - SECTOR ANALYSIS



SECTOR 1 = FL to I1, SECTOR 2 = I1 to FL, DIFF = Difference To Personal Best Lap, P = Crossed Finish Line in Pit Lane, D = Time Disallowed

P9 606 A		Jake ANDERTON (R)		Honda - CurrentElec Limited		
IDEAL LAP TIME : 1:43.213		BEST LAP TIME : 1:43.382		DIFFERENCE : 0.169		
LAP	SECTOR 1	SECTOR 2	LAP TIME	MPH	DIFF	TIME OF DAY
1 -		44.513	1:54.213	68.71	10.831	14:58:12.040
2 -	59.572	43.959	1:43.531	75.80	0.149	14:59:55.571
3 -	59.666	44.065	1:43.731	75.65	0.349	15:01:39.302
4 -	59.447	44.022	1:43.469 (2)	75.84	0.087	15:03:22.771
5 -	59.810	44.558	1:44.368	75.19	0.986	15:05:07.139
6 -	1:00.475	43.843	1:44.318	75.23	0.936	15:06:51.457
7 -	59.577	43.805	1:43.382 (1)	75.91		15:08:34.839
8 -	1:00.009	43.984	1:43.993	75.46	0.611	15:10:18.832
9 -	59.408	44.080	1:43.488 (3)	75.83	0.106	15:12:02.320

P10 9 A		Jack BEDNAREK (R)		Yamaha -		
IDEAL LAP TIME : 1:42.567		BEST LAP TIME : 1:43.282		DIFFERENCE : 0.715		
LAP	SECTOR 1	SECTOR 2	LAP TIME	MPH	DIFF	TIME OF DAY
1 -		43.434	1:54.317	68.65	11.035	14:58:12.144
2 -	1:00.716	43.292	1:44.008	75.45	0.726	14:59:56.152
3 -	1:00.663	43.712	1:44.375	75.19	1.093	15:01:40.527
4 -	1:00.130	43.152	1:43.282 (1)	75.98		15:03:23.809
5 -	1:00.414	43.872	1:44.286	75.25	1.004	15:05:08.095
6 -	1:00.317	43.621	1:43.938	75.50	0.656	15:06:52.033
7 -	1:00.440	43.075	1:43.515 (3)	75.81	0.233	15:08:35.548
8 -	1:01.159	45.174	1:46.333	73.80	3.051	15:10:21.881
9 -	1:00.912	42.437	1:43.349 (2)	75.93	0.067	15:12:05.230

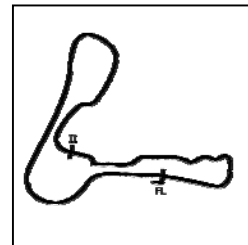
P11 17 A		Tommy DOWNES (R)		Suzuki - Ray Gnarley/ MoreMoto		
IDEAL LAP TIME : 1:44.669		BEST LAP TIME : 1:44.669		DIFFERENCE : 0.000		
LAP	SECTOR 1	SECTOR 2	LAP TIME	MPH	DIFF	TIME OF DAY
1 -		44.862	1:52.370	69.84	7.701	14:58:10.197
2 -	1:00.494	44.175	1:44.669 (1)	74.97		14:59:54.866
3 -	1:00.771	44.261	1:45.032 (2)	74.72	0.363	15:01:39.898
4 -	1:01.107	44.883	1:45.990 (3)	74.04	1.321	15:03:25.888
5 -	1:01.779	44.326	1:46.105	73.96	1.436	15:05:11.993
6 -	1:01.610	44.503	1:46.113	73.95	1.444	15:06:58.106
7 -	1:01.826	44.445	1:46.271	73.84	1.602	15:08:44.377
8 -	1:02.860	44.700	1:47.560	72.96	2.891	15:10:31.937
9 -	1:02.523	46.003	1:48.526	72.31	3.857	15:12:20.463

P12 171 C		Colin CLUNE		Suzuki -		
IDEAL LAP TIME : 1:44.959		BEST LAP TIME : 1:45.459		DIFFERENCE : 0.500		
LAP	SECTOR 1	SECTOR 2	LAP TIME	MPH	DIFF	TIME OF DAY
1 -		45.603	1:56.743	67.22	11.284	14:58:14.570
2 -	1:01.590	44.076	1:45.666 (3)	74.27	0.207	15:00:00.236
3 -	1:00.883	44.576	1:45.459 (1)	74.41		15:01:45.695
4 -	1:01.321	44.358	1:45.679	74.26	0.220	15:03:31.374
5 -	1:01.311	44.830	1:46.141	73.94	0.682	15:05:17.515
6 -	1:01.480	45.699	1:47.179	73.22	1.720	15:07:04.694
7 -	1:01.226	44.673	1:45.899	74.10	0.440	15:08:50.593
8 -	1:01.424	44.833	1:46.257	73.85	0.798	15:10:36.850
9 -	1:01.333	44.219	1:45.552 (2)	74.35	0.093	15:12:22.402

BMCRC - MRO Championships 2019 - Rnd 7 @ Cadwell Park

BMCRC Thunderbike Sport - A & C

RACE 14 - SECTOR ANALYSIS



SECTOR 1 = FL to I1, SECTOR 2 = I1 to FL, DIFF = Difference To Personal Best Lap, P = Crossed Finish Line in Pit Lane, D = Time Disallowed

P13 13 C Wii GREEN			Suzuki - Faith Fueled Racing			
IDEAL LAP TIME : 1:43.295		BEST LAP TIME : 1:43.295		DIFFERENCE : 0.000		
LAP	SECTOR 1	SECTOR 2	LAP TIME	MPH	DIFF	TIME OF DAY
1 -		45.960	1:56.708	67.24	13.413	14:58:14.535
2 -	1:02.134	44.693	1:46.827	73.46	3.532	15:00:01.362
3 -	1:00.933	44.950	1:45.883	74.12	2.588	15:01:47.245
4 -	1:01.968	46.095	1:48.063	72.62	4.768	15:03:35.308
5 -	1:03.671	46.467	1:50.138	71.25	6.843	15:05:25.446
6 -	1:03.007	46.152	1:49.159	71.89	5.864	15:07:14.605
7 -	1:00.899	43.405	1:44.304 (2)	75.24	1.009	15:08:58.909
8 -	59.940	43.355	1:43.295 (1)	75.97		15:10:42.204
9 -	1:00.501	45.244	1:45.745 (3)	74.21	2.450	15:12:27.949

P14 22 C Matthew MAY			Honda - Tliehurst Glass Racing			
IDEAL LAP TIME : 1:46.941		BEST LAP TIME : 1:46.941		DIFFERENCE : 0.000		
LAP	SECTOR 1	SECTOR 2	LAP TIME	MPH	DIFF	TIME OF DAY
1 -		46.786	2:00.386	65.19	13.445	14:58:18.213
2 -	1:02.689	45.161	1:47.850 (3)	72.76	0.909	15:00:06.063
3 -	1:03.000	45.703	1:48.703	72.19	1.762	15:01:54.766
4 -	1:03.464	45.676	1:49.140	71.90	2.199	15:03:43.906
5 -	1:02.672	45.381	1:48.053	72.63	1.112	15:05:31.959
6 -	1:02.905	45.677	1:48.582	72.27	1.641	15:07:20.541
7 -	1:02.105	45.731	1:47.836 (2)	72.77	0.895	15:09:08.377
8 -	1:01.994	44.947	1:46.941 (1)	73.38		15:10:55.318
9 -	1:02.903	45.088	1:47.991	72.67	1.050	15:12:43.309

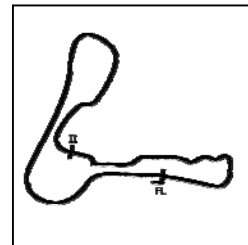
P15 53 A Tim BANWELL (R)			Yamaha -			
IDEAL LAP TIME : 1:46.489		BEST LAP TIME : 1:47.419		DIFFERENCE : 0.930		
LAP	SECTOR 1	SECTOR 2	LAP TIME	MPH	DIFF	TIME OF DAY
1 -		46.126	2:00.916	64.90	13.497	14:58:18.743
2 -	1:04.311	45.092	1:49.403	71.73	1.984	15:00:08.146
3 -	1:02.566	45.123	1:47.689 (2)	72.87	0.270	15:01:55.835
4 -	1:02.635	45.501	1:48.136	72.57	0.717	15:03:43.971
5 -	1:02.967	45.295	1:48.262	72.49	0.843	15:05:32.233
6 -	1:02.653	45.155	1:47.808	72.79	0.389	15:07:20.041
7 -	1:02.279	45.810	1:48.089	72.60	0.670	15:09:08.130
8 -	1:02.840	44.955	1:47.795 (3)	72.80	0.376	15:10:55.925
9 -	1:03.209	44.210	1:47.419 (1)	73.06		15:12:43.344

P16 0 C Luke STANLEY			Yamaha - Urban Race Tribe			
IDEAL LAP TIME : 1:47.851		BEST LAP TIME : 1:48.171		DIFFERENCE : 0.320		
LAP	SECTOR 1	SECTOR 2	LAP TIME	MPH	DIFF	TIME OF DAY
1 -		45.809	1:58.486	66.23	10.315	14:58:16.313
2 -	1:03.724	45.543	1:49.267	71.82	1.096	15:00:05.580
3 -	1:03.892	45.840	1:49.732	71.52	1.561	15:01:55.312
4 -	1:03.593	46.123	1:49.716	71.53	1.545	15:03:45.028
5 -	1:03.017	45.154	1:48.171 (1)	72.55		15:05:33.199
6 -	1:03.067	45.240	1:48.307 (2)	72.46	0.136	15:07:21.506
7 -	1:02.726	45.918	1:48.644	72.23	0.473	15:09:10.150
8 -	1:02.697	45.885	1:48.582 (3)	72.27	0.411	15:10:58.732
9 -	1:03.676	46.029	1:49.705	71.53	1.534	15:12:48.437

BMCRC - MRO Championships 2019 - Rnd 7 @ Cadwell Park

BMCRC Thunderbike Sport - A & C

RACE 14 - SECTOR ANALYSIS



SECTOR 1 = FL to I1, SECTOR 2 = I1 to FL, DIFF = Difference To Personal Best Lap, P = Crossed Finish Line in Pit Lane, D = Time Disallowed

P17 101 A		Glen TRIPP (R)		Honda - yaki too racing		
IDEAL LAP TIME : 1:48.480		BEST LAP TIME : 1:48.980		DIFFERENCE : 0.500		
LAP	SECTOR 1	SECTOR 2	LAP TIME	MPH	DIFF	TIME OF DAY
1 -		46.446	2:00.625	65.06	11.645	14:58:18.452
2 -	1:03.427	45.917	1:49.344 (3)	71.77	0.364	15:00:07.796
3 -	1:04.238	46.267	1:50.505	71.02	1.525	15:01:58.301
4 -	1:02.667	46.313	1:48.980 (1)	72.01		15:03:47.281
5 -	1:03.373	46.379	1:49.752	71.50	0.772	15:05:37.033
6 -	1:03.493	46.134	1:49.627	71.58	0.647	15:07:26.660
7 -	1:03.495	45.813	1:49.308 (2)	71.79	0.328	15:09:15.968
8 -	1:04.430	45.881	1:50.311	71.14	1.331	15:11:06.279
9 -	1:03.487	46.229	1:49.716	71.53	0.736	15:12:55.995

P18 33 A		Peter PARAPANOS (R)		Honda -		
IDEAL LAP TIME : 1:49.951		BEST LAP TIME : 1:49.951		DIFFERENCE : 0.000		
LAP	SECTOR 1	SECTOR 2	LAP TIME	MPH	DIFF	TIME OF DAY
1 -		47.088	2:02.834	63.89	12.883	14:58:20.661
2 -	1:03.630	46.657	1:50.287 (2)	71.16	0.336	15:00:10.948
3 -	1:03.746	47.248	1:50.994 (3)	70.70	1.043	15:02:01.942
4 -	1:04.525	47.335	1:51.860	70.15	1.909	15:03:53.802
5 -	1:05.104	47.326	1:52.430	69.80	2.479	15:05:46.232
6 -	1:04.045	47.015	1:51.060	70.66	1.109	15:07:37.292
7 -	1:04.465	46.702	1:51.167	70.59	1.216	15:09:28.459
8 -	1:03.774	47.968	1:51.742	70.23	1.791	15:11:20.201
9 -	1:03.532	46.419	1:49.951 (1)	71.37		15:13:10.152

P19 40 A		Simon WILKINSON (R)		Suzuki - S P Wilkinson Engineering Ltd		
IDEAL LAP TIME : 1:49.533		BEST LAP TIME : 1:49.759		DIFFERENCE : 0.226		
LAP	SECTOR 1	SECTOR 2	LAP TIME	MPH	DIFF	TIME OF DAY
1 -		47.588	2:02.895	63.85	13.136	14:58:20.722
2 -	1:04.988	47.151	1:52.139	69.98	2.380	15:00:12.861
3 -	1:04.837	46.953	1:51.790	70.20	2.031	15:02:04.651
4 -	1:04.785	47.667	1:52.452	69.79	2.693	15:03:57.103
5 -	1:04.491	46.434	1:50.925	70.75	1.166	15:05:48.028
6 -	1:04.058	46.105	1:50.163 (3)	71.24	0.404	15:07:38.191
7 -	1:03.810	48.803	1:52.613	69.69	2.854	15:09:30.804
8 -	1:03.583	46.514	1:50.097 (2)	71.28	0.338	15:11:20.901
9 -	1:03.428	46.331	1:49.759 (1)	71.50		15:13:10.660

P20 50 C		Adam RIDGWELL		Suzuki - Ridgely Racing		
IDEAL LAP TIME : 1:53.770		BEST LAP TIME : 1:53.770		DIFFERENCE : 0.000		
LAP	SECTOR 1	SECTOR 2	LAP TIME	MPH	DIFF	TIME OF DAY
1 -		48.038	2:04.690	62.94	10.920	14:58:22.517
2 -	1:05.770	48.000	1:53.770 (1)	68.98		15:00:16.287
3 -	1:06.406	48.455	1:54.861	68.32	1.091	15:02:11.148
4 -	1:06.296	48.895	1:55.191	68.13	1.421	15:04:06.339
5 -	1:06.274	48.237	1:54.511 (2)	68.53	0.741	15:06:00.850
6 -	1:06.552	48.134	1:54.686 (3)	68.43	0.916	15:07:55.536
7 -	1:06.962	48.496	1:55.458	67.97	1.688	15:09:50.994
8 -	1:06.600	48.220	1:54.820	68.35	1.050	15:11:45.814

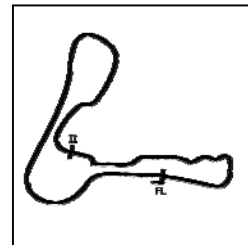
Weather / Track : Bright / Dry

Cadwell Park
Circuit Length = 2.1800 miles
Start: 14:56 Flag 15:11 End: 15:13

BMCRC - MRO Championships 2019 - Rnd 7 @ Cadwell Park

BMCRC Thunderbike Sport - A & C

RACE 14 - SECTOR ANALYSIS



SECTOR 1 = FL to I1, SECTOR 2 = I1 to FL, DIFF = Difference To Personal Best Lap, P = Crossed Finish Line in Pit Lane, D = Time Disallowed

P21 526 A Michael ARMANI (R)			Honda -			
IDEAL LAP TIME : 1:57.433		BEST LAP TIME : 1:57.923		DIFFERENCE : 0.490		
LAP	SECTOR 1	SECTOR 2	LAP TIME	MPH	DIFF	TIME OF DAY
1 -		49.648	2:07.006	61.79	9.083	14:58:24.833
2 -	1:08.346	50.356	1:58.702 (3)	66.11	0.779	15:00:23.535
3 -	1:08.910	50.940	1:59.850	65.48	1.927	15:02:23.385
4 -	1:10.411	51.042	2:01.453	64.61	3.530	15:04:24.838
5 -	1:08.292	49.653	1:57.945 (2)	66.54	0.022	15:06:22.783
6 -	1:07.785	50.138	1:57.923 (1)	66.55		15:08:20.706
7 -	1:09.936	50.440	2:00.376	65.19	2.453	15:10:21.082
8 -	1:08.832	49.961	1:58.793	66.06	0.870	15:12:19.875

P22 20 A Steve MALE (R)			Suzuki - ATB Racing			
IDEAL LAP TIME : 2:05.135		BEST LAP TIME : 2:06.089		DIFFERENCE : 0.954		
LAP	SECTOR 1	SECTOR 2	LAP TIME	MPH	DIFF	TIME OF DAY
1 -		54.041	2:16.421	57.52	10.332	14:58:34.248
2 -	1:14.136	53.311	2:07.447 (3)	61.57	1.358	15:00:41.695
3 -	1:13.274	54.470	2:07.744	61.43	1.655	15:02:49.439
4 -	1:15.094	55.897	2:10.991	59.91	4.902	15:05:00.430
5 -	1:12.951	54.867	2:07.818	61.40	1.729	15:07:08.248
6 -	1:13.487	53.424	2:06.911 (2)	61.83	0.822	15:09:15.159
7 -	1:13.416	52.673	2:06.089 (1)	62.24		15:11:21.248
8 -	1:18.356	52.184	2:10.540	60.12	4.451	15:13:31.788

P23 159 C Benn RIDGWELL			Suzuki - Ridgely Racing			
IDEAL LAP TIME : 1:52.060		BEST LAP TIME : 1:52.358		DIFFERENCE : 0.298		
LAP	SECTOR 1	SECTOR 2	LAP TIME	MPH	DIFF	TIME OF DAY
1 -		47.430	2:00.597	65.07	8.239	14:58:18.424
2 -	1:04.630	47.956	1:52.586 (2)	69.70	0.228	15:00:11.010
3 -	1:04.750	47.608	1:52.358 (1)	69.84		15:02:03.368
4 -	1:05.163	48.503	1:53.666 (3)	69.04	1.308	15:03:57.034
5 -	1:05.649	48.048	1:53.697	69.02	1.339	15:05:50.731
6 -	1:05.949	48.829	1:54.778	68.37	2.420	15:07:45.509

P24 44 A James ROBINSON (R)			Honda - CurrentElec			
IDEAL LAP TIME : 1:42.528		BEST LAP TIME : 1:43.400		DIFFERENCE : 0.872		
LAP	SECTOR 1	SECTOR 2	LAP TIME	MPH	DIFF	TIME OF DAY
1 -		44.850	1:55.052	68.21	11.652	14:58:12.879
2 -	1:00.620	43.295	1:43.915 (2)	75.52	0.515	14:59:56.794
3 -	59.756	43.644	1:43.400 (1)	75.90		15:01:40.194

BMCRC - MRO Championships 2019 - Rnd 7 @ Cadwell Park

BMCRC Thunderbike Sport - A & C

RACE 14 - BEST SECTORS

SECTOR 1			SECTOR 2			IDEAL / BEST COMPARISON						
POS	NO	NAME	TIME	NO	NAME	TIME	POS	NO	NAME	IDEAL	BEST	DIFF
									PERFECT LAP	1:37.994		
1	47	WATSON	56.217	47	WATSON	41.777	1	47	WATSON	1:37.994	1:37.994	0.000
2	54	JAMISON	57.257	54	JAMISON	41.999	2	54	JAMISON	1:39.256	1:39.537	0.281
3	90	WATSON	57.834	148	WELSH	42.295	3	90	WATSON	1:40.618	1:40.869	0.251
4	82	HINNELLS	58.220	9	BEDNAREK (R)	42.437	4	148	WELSH	1:40.773	1:40.877	0.104
5	148	WELSH	58.478	48	WALLIS	42.469	5	82	HINNELLS	1:40.828	1:40.966	0.138
6	331	QUAYLE	58.557	331	QUAYLE	42.604	6	331	QUAYLE	1:41.161	1:41.260	0.099
7	48	WALLIS	58.747	82	HINNELLS	42.608	7	48	WALLIS	1:41.216	1:41.387	0.171
8	44	ROBINSON (R)	59.233	90	WATSON	42.784	8	44	ROBINSON (R)	1:42.528	1:43.400	0.872
9	606	ANDERTON (R)	59.408	44	ROBINSON (R)	43.295	9	9	BEDNAREK (R)	1:42.567	1:43.282	0.715
10	191	SEATH	59.498	191	SEATH	43.313	10	191	SEATH	1:42.811	1:43.052	0.241
11	13	GREEN	59.940	13	GREEN	43.355	11	606	ANDERTON (R)	1:43.213	1:43.382	0.169
12	9	BEDNAREK (R)	1:00.130	606	ANDERTON (R)	43.805	12	13	GREEN	1:43.295	1:43.295	0.000
13	17	DOWNES (R)	1:00.494	171	CLUNE	44.076	13	17	DOWNES (R)	1:44.669	1:44.669	0.000
14	171	CLUNE	1:00.883	17	DOWNES (R)	44.175	14	171	CLUNE	1:44.959	1:45.459	0.500
15	22	MAY	1:01.994	53	BANWELL (R)	44.210	15	53	BANWELL (R)	1:46.489	1:47.419	0.930
16	53	BANWELL (R)	1:02.279	22	MAY	44.947	16	22	MAY	1:46.941	1:46.941	0.000
17	101	TRIPP (R)	1:02.667	0	STANLEY	45.154	17	0	STANLEY	1:47.851	1:48.171	0.320
18	0	STANLEY	1:02.697	101	TRIPP (R)	45.813	18	101	TRIPP (R)	1:48.480	1:48.980	0.500
19	40	WILKINSON (R)	1:03.428	40	WILKINSON (R)	46.105	19	40	WILKINSON (R)	1:49.533	1:49.759	0.226
20	33	PARAPANOS (R)	1:03.532	33	PARAPANOS (R)	46.419	20	33	PARAPANOS (R)	1:49.951	1:49.951	0.000
21	159	RIDGWELL	1:04.630	159	RIDGWELL	47.430	21	159	RIDGWELL	1:52.060	1:52.358	0.298
22	50	RIDGWELL	1:05.770	50	RIDGWELL	48.000	22	50	RIDGWELL	1:53.770	1:53.770	0.000
23	526	ARMANI (R)	1:07.785	526	ARMANI (R)	49.648	23	526	ARMANI (R)	1:57.433	1:57.923	0.490
24	20	MALE (R)	1:12.951	20	MALE (R)	52.184	24	20	MALE (R)	2:05.135	2:06.089	0.954

Weather / Track : Bright / Dry

Results can be found at www.tsl-timing.com

Cadwell Park

Circuit Length = 2.1800 miles

Start: 14:56 Flag 15:11 End: 15:13

Printed - 15:15 Sunday, 04 August 2019